

# WELCOME!

*The Traver Road  
Meeting #2 Will Begin  
Soon.*




Please use this time to complete an optional, anonymous demographic questionnaire

## Technology Overview – Things to Know

- Attendee video cameras are disabled (we can't see you)
- Attendee screen share is disabled
- All attendees are muted (instructions to unmute will be covered)
- You can leave and rejoin the meeting at any time (unless the meeting is at capacity, or you are removed for inappropriate behavior)
- Multiple opportunities for questions will be provided throughout the presentation
- Presentation and additional materials will be available at [a2gov.org/TCTraverJB](https://a2gov.org/TCTraverJB)

# Project Team



**Kristy Thullen, EIT**  
(she/her)

Wade Trim

Consultant Engagement  
Coordinator

EIT: Engineer-in-Training

**Jackson "JD" Danner, EIT**  
(he/him)

Wade Trim

Consultant Engagement  
Coordinator

EIT: Engineer-in-Training

**Lori Pawlik, PE, PTOE**  
(she/her)

Wade Trim

Consultant Traffic Engineer

PE: Professional Engineer

PTOE: Professional Traffic  
Operations Engineer

**Chris Wall, PE, PTOE**  
(he/him)

Wade Trim

Consultant Client Manager

PE: Professional Engineer

PTOE: Professional Traffic  
Operations Engineer

# Ann Arbor Support Staff



**Andrea Wright** (she/her)  
City of Ann Arbor  
Engineering Analyst  
Program Facilitator



**Chris Cespedes** (he/him)  
City of Ann Arbor  
Management Assistant



**Luke Liu, PE** (he/him)  
City of Ann Arbor  
Transportation Engineer  
PE: Professional Engineer

# Meeting Agenda



- I. Zoom Technology Overview
- II. Meeting Norms
- III. Traffic Calming Plan Overview
- IV. Preliminary Plan
  - Device 1: Review, Questions, Feedback
  - Device 2: Review, Questions, Feedback
- V. Next Steps

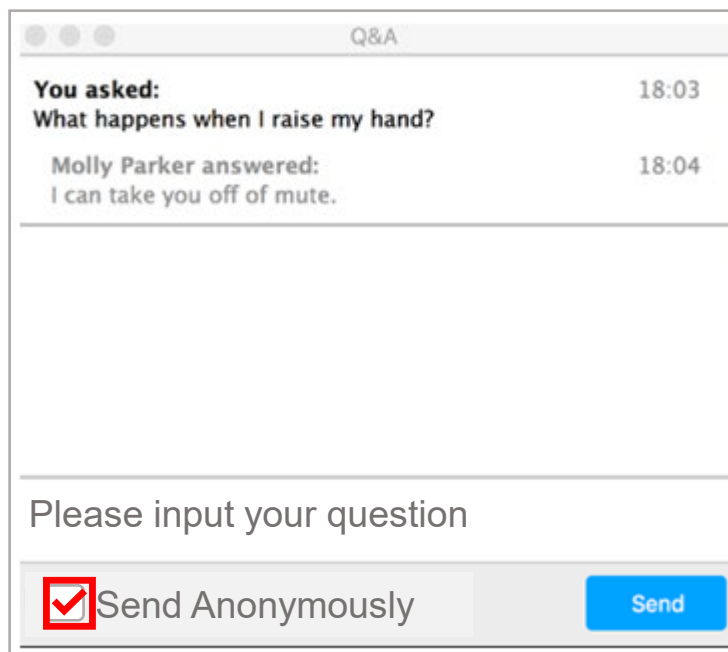


# Technology Overview – Ask a question/share a comment

**Note:** When you raise your hand, the host will enable your microphone. The host will disable your microphone after your question.

## Computer

- Select **Raise Hand** 
  - You will be identified by the name provided when you entered the meeting
  - Select **Lower Hand**  if needed
- **Q&A:**
  - Type your question
  - Check **Send Anonymously** if you do not want your name to be publicly visible with your Question
  - Click **Send**



## Phone

- Select \*9 to raise your hand
- You will be identified by the last 3 digits of your phone number

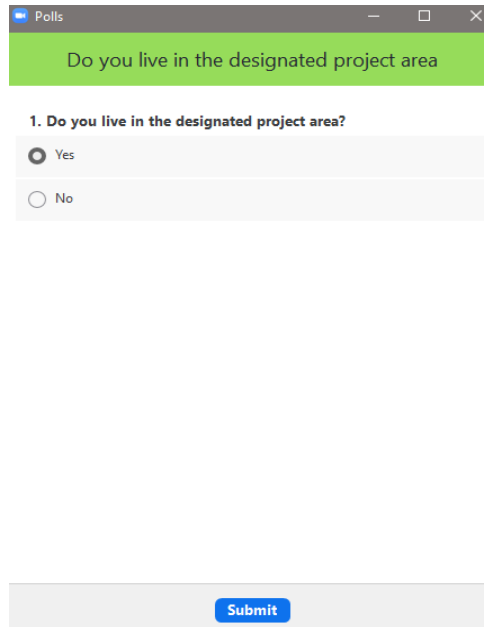


# Technology Overview – Polling

**Note:** When you raise your hand, the host will enable your microphone. The host will disable your microphone after your question.

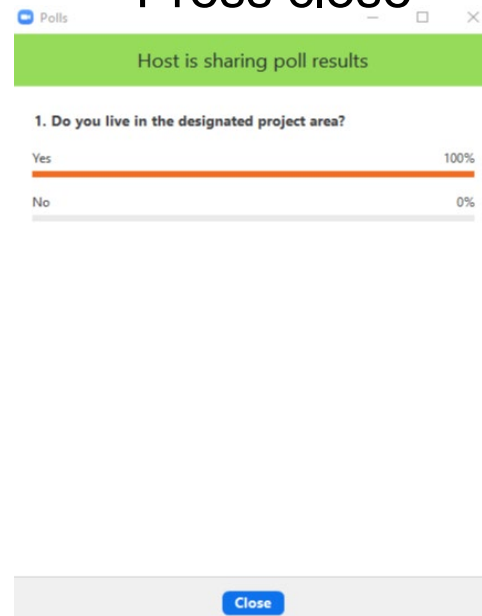
## Computer

- During an active poll
  - Click your answer
  - Press submit



The screenshot shows a web browser window titled "Polls". The main heading is "Do you live in the designated project area". Below this, the question is "1. Do you live in the designated project area?". There are two radio button options: "Yes" (which is selected) and "No". At the bottom of the form is a blue "Submit" button.

- When the poll closes
  - View results
  - Press close



The screenshot shows the same poll interface, but now it displays the results. The heading is "Host is sharing poll results". The question is "1. Do you live in the designated project area?". Below the question is a horizontal bar chart showing the results: "Yes" is at 100% and "No" is at 0%. At the bottom of the form is a blue "Close" button.

## Phone

- Raise your hand (\*9)
- The host will unmute you
- Say your answer to the poll

**Note:** Phone polling is not anonymous. Everyone in the meeting will be able to hear your response.

**Note:** Computer polling is anonymous. Your name will not be viewable with your response

# Polling

---

# Zoom Meeting Norms

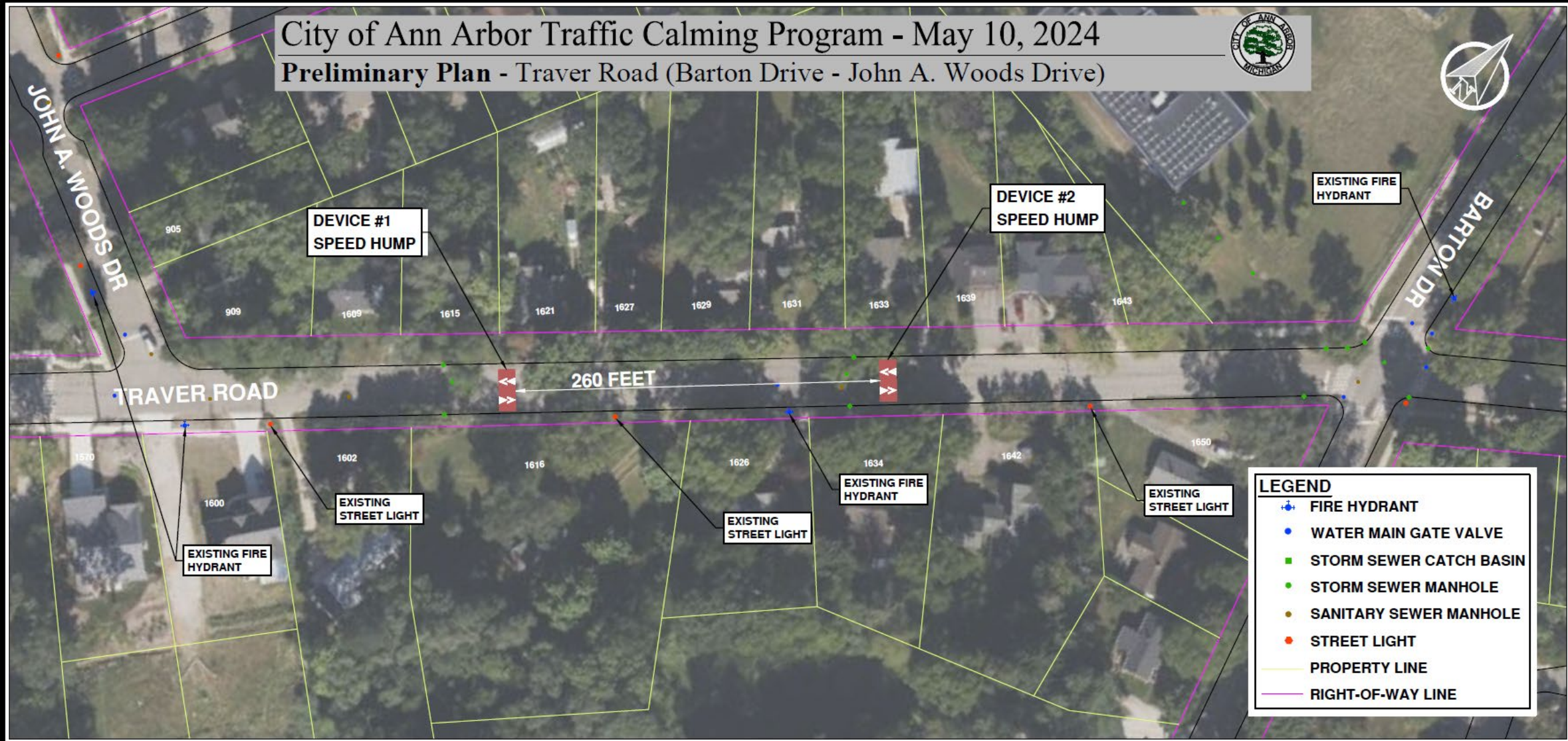
- Start on time . . . end on time.
- Raise your hand to be recognized to talk; there will be one speaker at a time
- Move to a quiet area and silence any background sounds when speaking
- Speak loud and clear so everyone can hear
- Everyone will be provided a chance to speak before a repeat speaker
- Be respectful of other ideas and perspectives – no finger pointing!
- Try to differentiate between I know (facts), and I think (opinions).
- Inappropriate written and/or verbal comment or language, including personal attacks and accusations, will result in the attendee being removed from the meeting.

Have we missed anything?



# City of Ann Arbor Traffic Calming Program - May 10, 2024

## Preliminary Plan - Traver Road (Barton Drive - John A. Woods Drive)

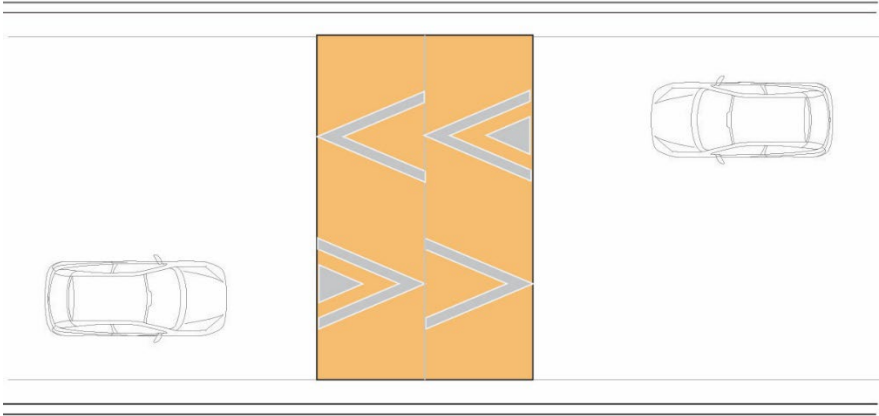


**LEGEND**

- FIRE HYDRANT
- WATER MAIN GATE VALVE
- STORM SEWER CATCH BASIN
- STORM SEWER MANHOLE
- SANITARY SEWER MANHOLE
- STREET LIGHT
- PROPERTY LINE
- RIGHT-OF-WAY LINE



# Things You Drive Over: Speed Humps



Example: Wells Street

# Questions

---

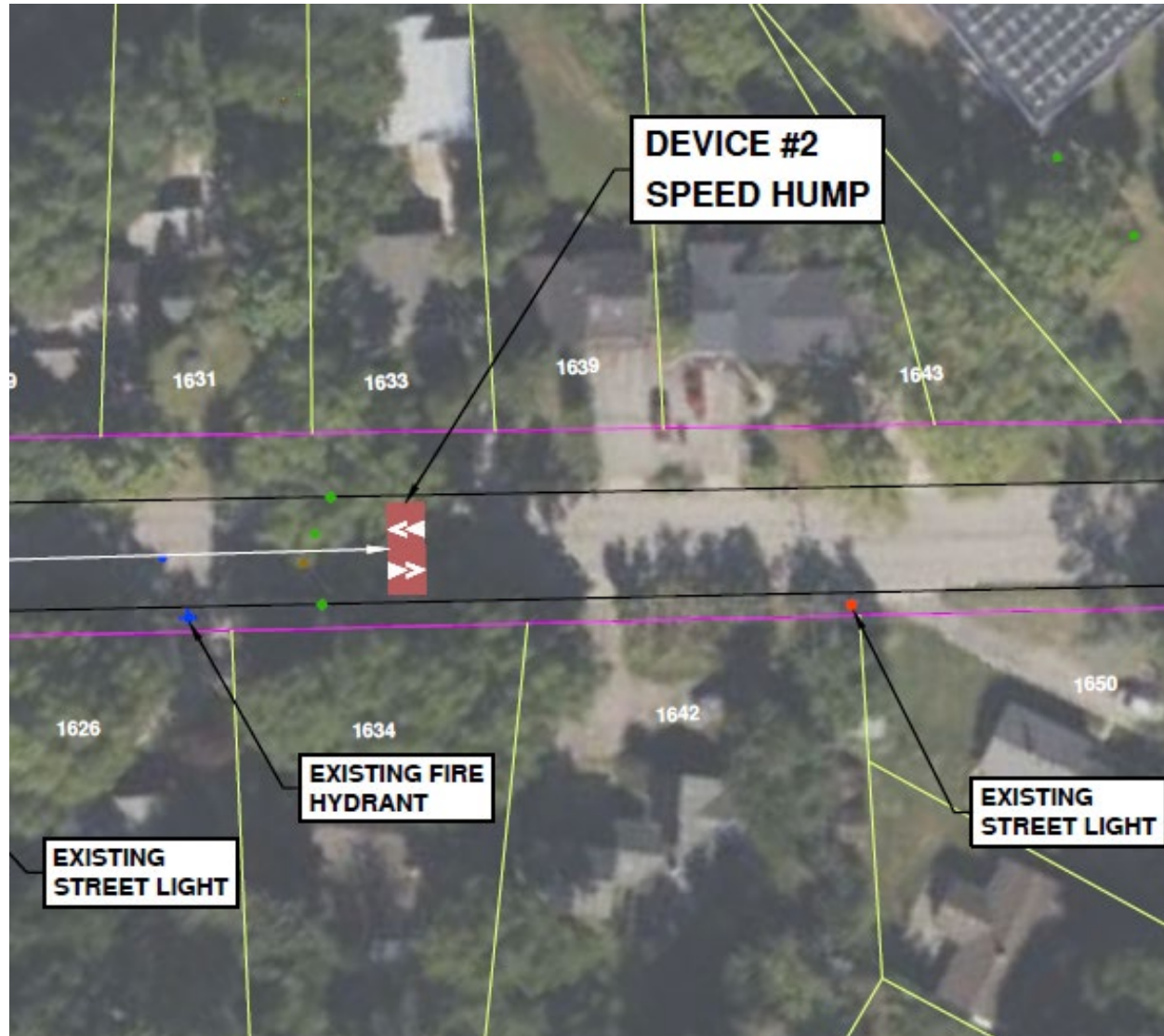
# Polling

---

# Device #1: Speed Hump



# Device #2: Speed Hump





# Next Steps

## Date

June 26	Final Polling Card will be mailed to project area addresses
July 29	Deadline to electronically complete or postmark final polls
August/September	Transportation Commission meeting requesting support
August/September	Target City Council meeting for final approval

**Thank you!**



**Phone: 313-831-7606**



**Email: [kthullen@wadetrim.com](mailto:kthullen@wadetrim.com)**



**Project Website: [a2gov.org/TCTraverJB](http://a2gov.org/TCTraverJB)**