

WELCOME!

*The Worden Avenue
Meeting #2 Will Begin
Soon.*




Please use this time to complete an optional, anonymous demographic questionnaire

Technology Overview – Things to Know

- Attendee video cameras are disabled (we can't see you)
- Attendee screen share is disabled
- All attendees are muted (instructions to unmute will be covered)
- You can leave and rejoin the meeting at any time (unless the meeting is at capacity, or you are removed for inappropriate behavior)
- Multiple opportunities for questions will be provided throughout the presentation
- Presentation and additional materials are available at a2gov.org/TCWordenJD

Project Team



Kristy Thullen, EIT
(she/her)

Wade Trim

Consultant Engagement
Coordinator

EIT: Engineer-in-Training

Jackson "JD" Danner, EIT
(he/him)

Wade Trim

Consultant Engagement
Coordinator

EIT: Engineer-in-Training

Lori Pawlik, PE, PTOE
(she/her)

Wade Trim

Consultant Traffic Engineer

PE: Professional Engineer

PTOE: Professional Traffic
Operations Engineer

Chris Wall, PE, PTOE
(he/him)

Wade Trim

Consultant Client Manager

PE: Professional Engineer

PTOE: Professional Traffic
Operations Engineer

Ann Arbor Support Staff



Andrea Wright (she/her)
City of Ann Arbor
Engineering Analyst
Program Facilitator



Chris Cespedes (he/him)
City of Ann Arbor
Management Assistant



Cynthia Redinger, PE, PTOE, RSP (she/her)
City of Ann Arbor
Transportation Engineer
PE: Professional Engineer
PTOE: Professional Traffic Operations Engineer
RSP: Road Safety Professional



Meeting Agenda

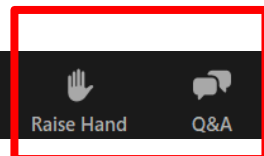
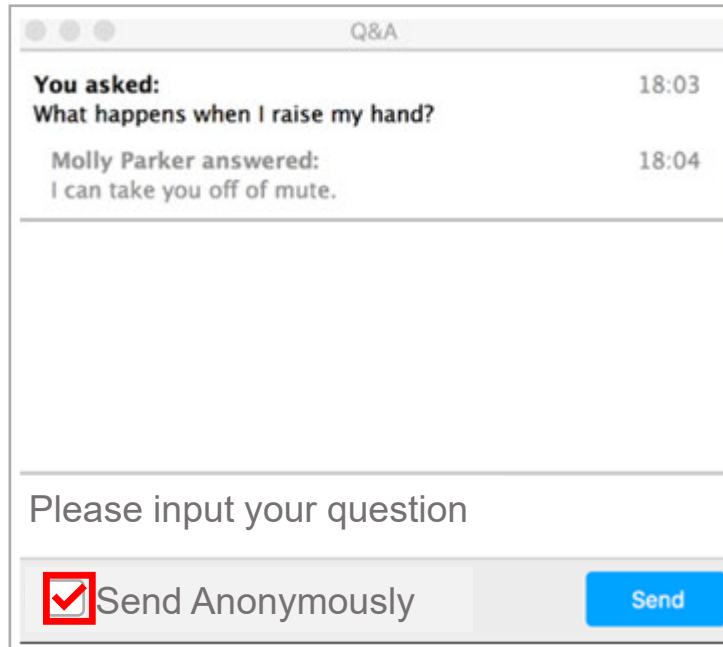
- I. Zoom Technology Overview
- II. Meeting Norms
- III. Traffic Calming Plan Overview
- IV. Preliminary Plan
 - Device 1: Review, Questions, Feedback
 - Device 2: Review, Questions, Feedback
 - Device 3: Review, Questions, Feedback
- V. Next Steps

Technology Overview – Ask a question/share a comment

Note: When you raise your hand, the host will enable your microphone. The host will disable your microphone after your question.

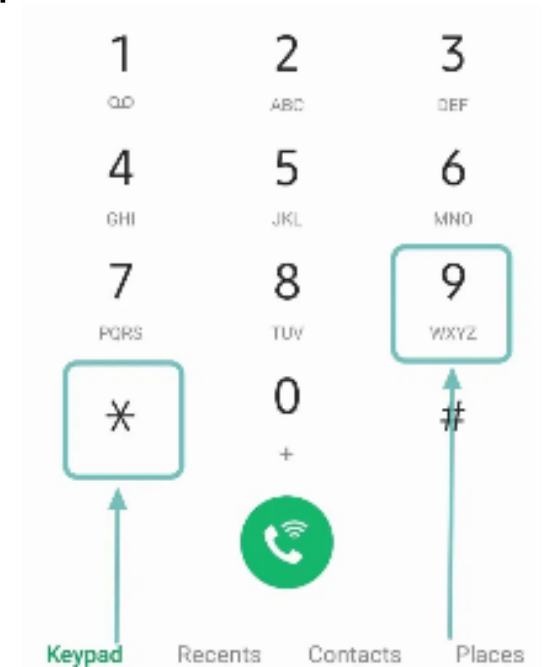
Computer

- Select **Raise Hand** 
 - You will be identified by the name provided when you entered the meeting
 - Select **Lower Hand**  if needed
- **Q&A:**
 - Type your question
 - Check **Send Anonymously** if you do not want your name to be publicly visible with your Question
 - Click **Send**



Phone

- Select *9 to raise your hand
- You will be identified by the last 3 digits of your phone number

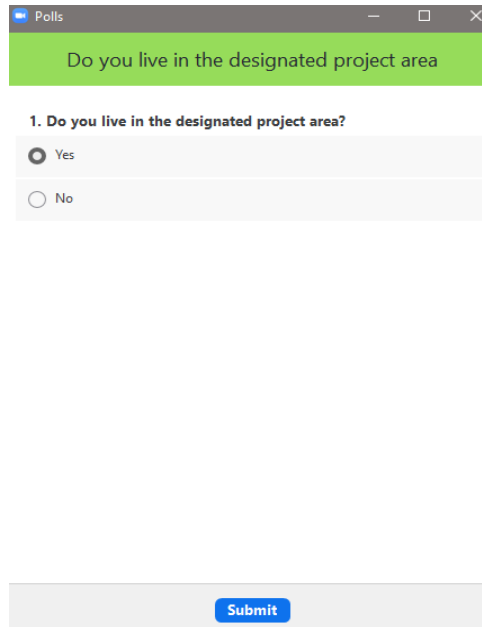


Technology Overview – Polling

Note: When you raise your hand, the host will enable your microphone. The host will disable your microphone after your question.

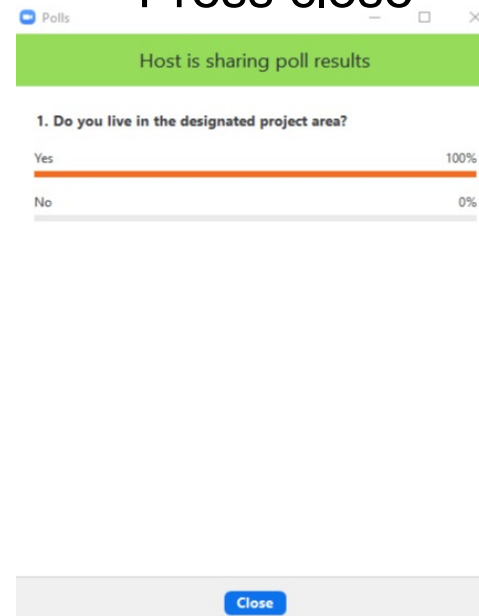
Computer

- During an active poll
 - Click your answer
 - Press submit



The screenshot shows a window titled "Polls" with a green header bar containing the question "Do you live in the designated project area?". Below the header, the question is repeated: "1. Do you live in the designated project area?". There are two radio button options: "Yes" (which is selected) and "No". At the bottom of the window, there is a blue "Submit" button.

- When the poll closes
 - View results
 - Press close



The screenshot shows the same "Polls" window, but now it displays the results. The header bar is green and says "Host is sharing poll results". Below the header, the question is repeated: "1. Do you live in the designated project area?". There are two progress bars: "Yes" with a 100% bar and "No" with a 0% bar. At the bottom of the window, there is a blue "Close" button.

Phone

- Raise your hand (*9)
- The host will unmute you
- Say your answer to the poll

Note: Phone polling is not anonymous. Everyone in the meeting will be able to hear your response.

Note: Computer polling is anonymous. Your name will not be viewable with your response

Polling

Zoom Meeting Norms

- Start on time . . . end on time.
- Raise your hand to be recognized to talk; there will be one speaker at a time
- Move to a quiet area and silence any background sounds when speaking
- Speak loud and clear so everyone can hear
- Everyone will be provided a chance to speak before a repeat speaker
- Be respectful of other ideas and perspectives – no finger pointing!
- Try to differentiate between I know (facts), and I think (opinions).
- Inappropriate written and/or verbal comment or language, including personal attacks and accusations, will result in the attendee being removed from the meeting.

Have we missed anything?

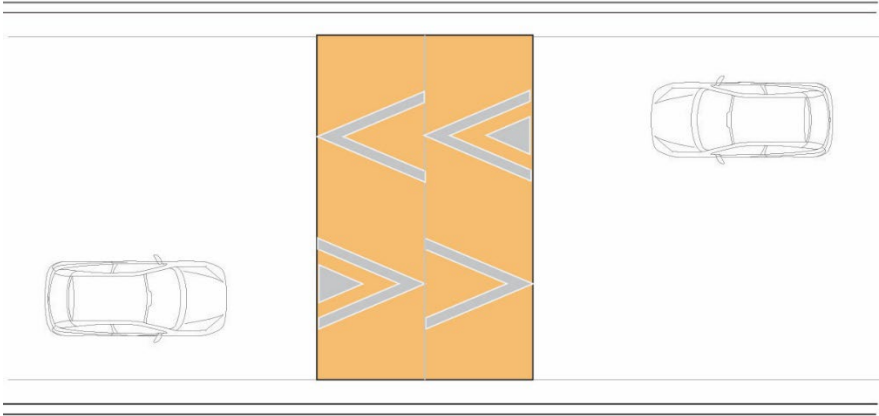
City of Ann Arbor Traffic Calming Program - May 3, 2024

Preliminary Plan - Worden Avenue (Jackson Avenue - Dexter Avenue)



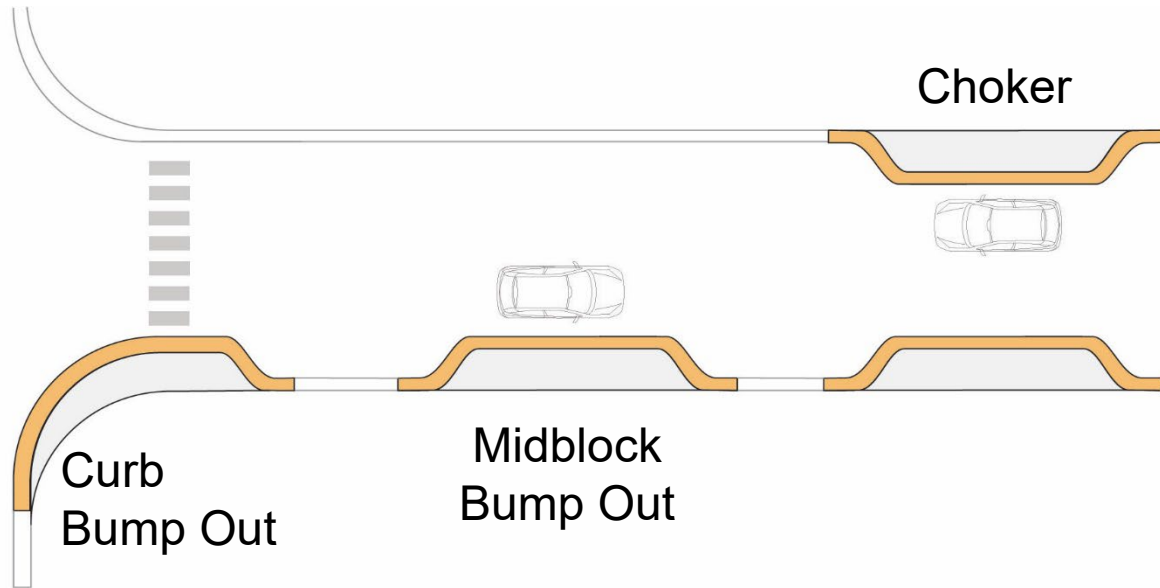
LEGEND	
	FIRE HYDRANT
	WATER MAIN GATE VALVE
	STORM SEWER CATCH BASIN
	STORM SEWER MANHOLE
	SANITARY SEWER MANHOLE
	STREET LIGHT
	PROPERTY LINE
	RIGHT-OF-WAY LINE

Things You Drive Over: Speed Humps



Example: Wells Street

Things You Drive Around: Curb Extensions

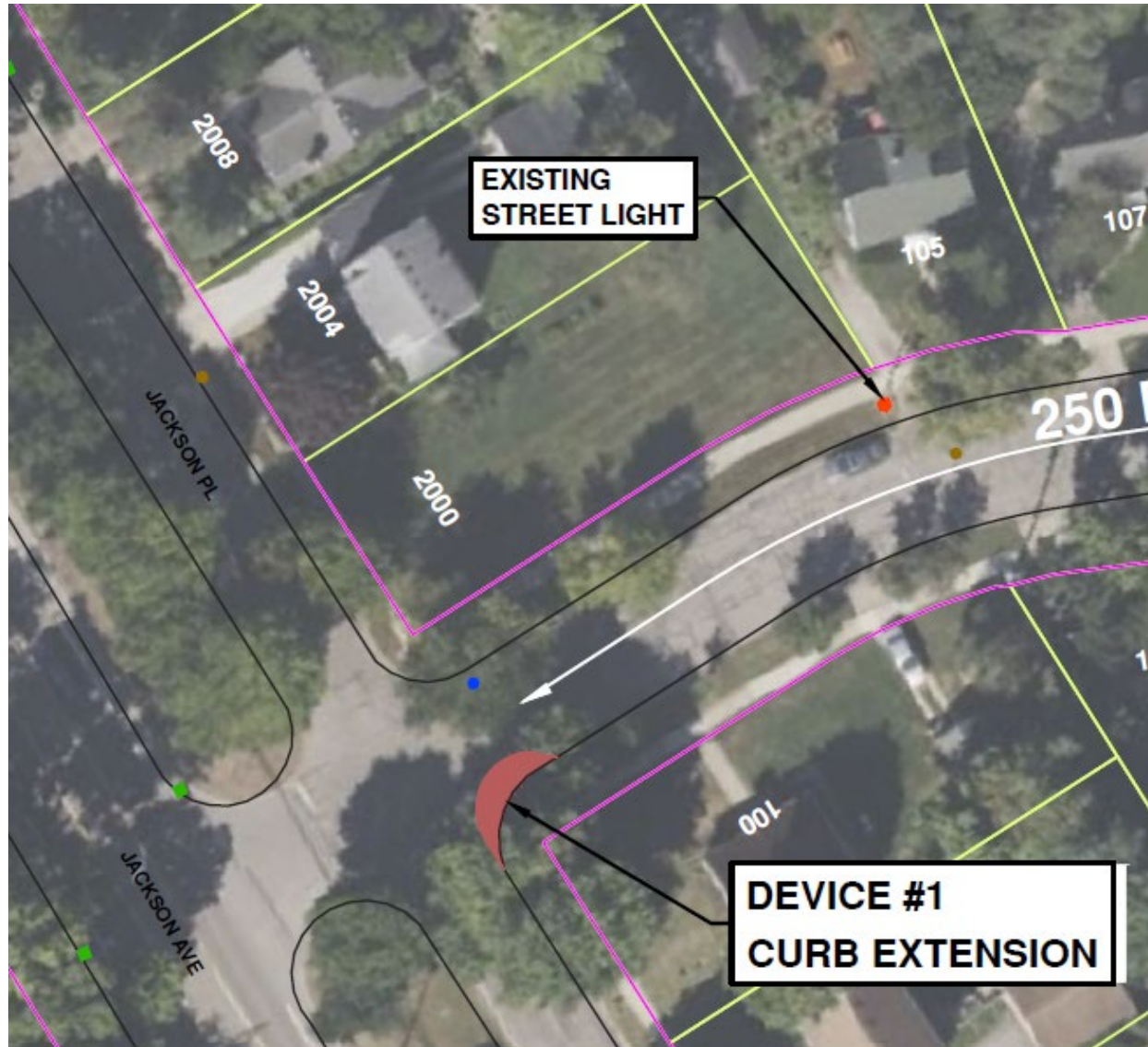


Example: Granger Avenue Bump Out

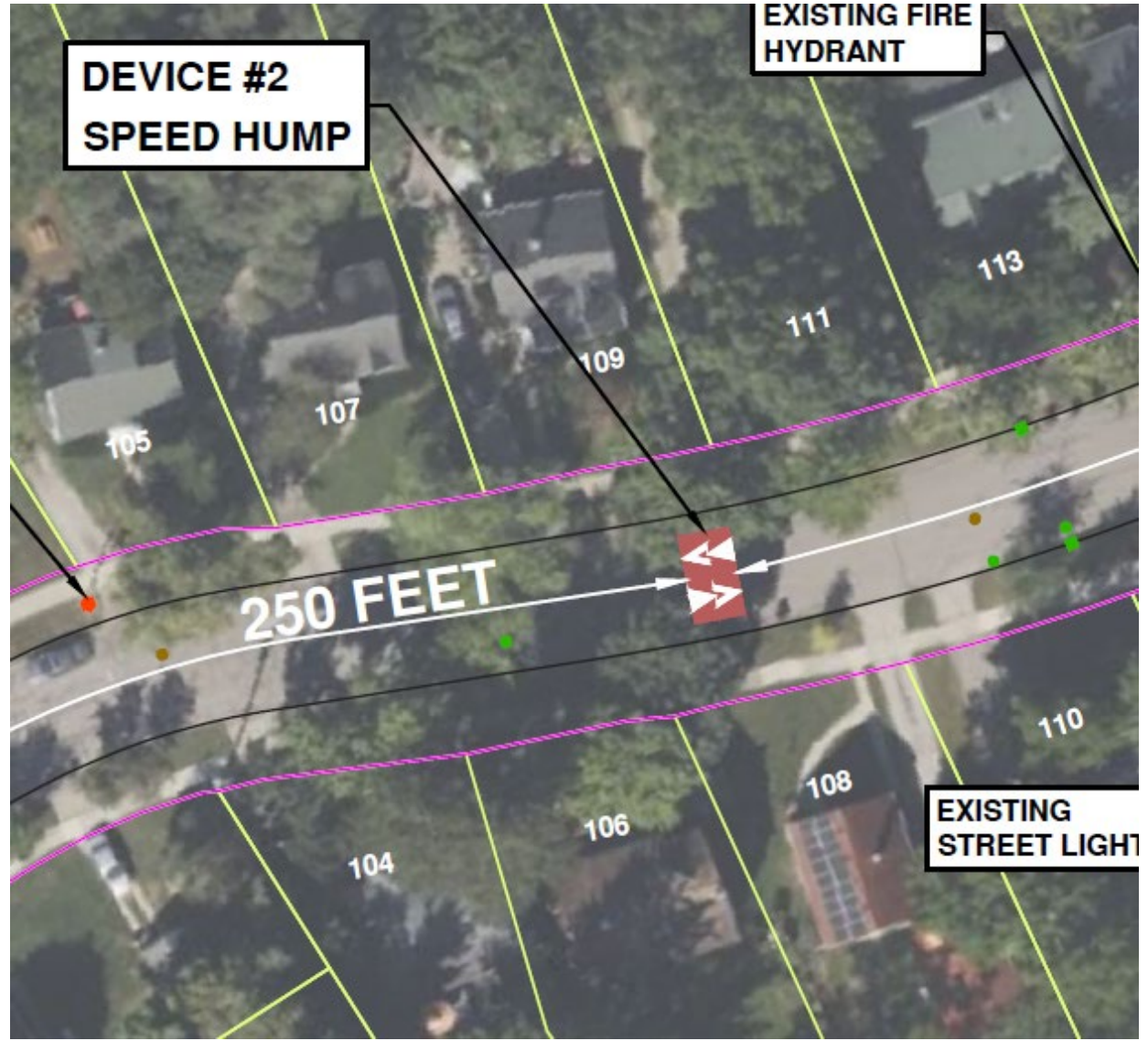
Questions

Polling

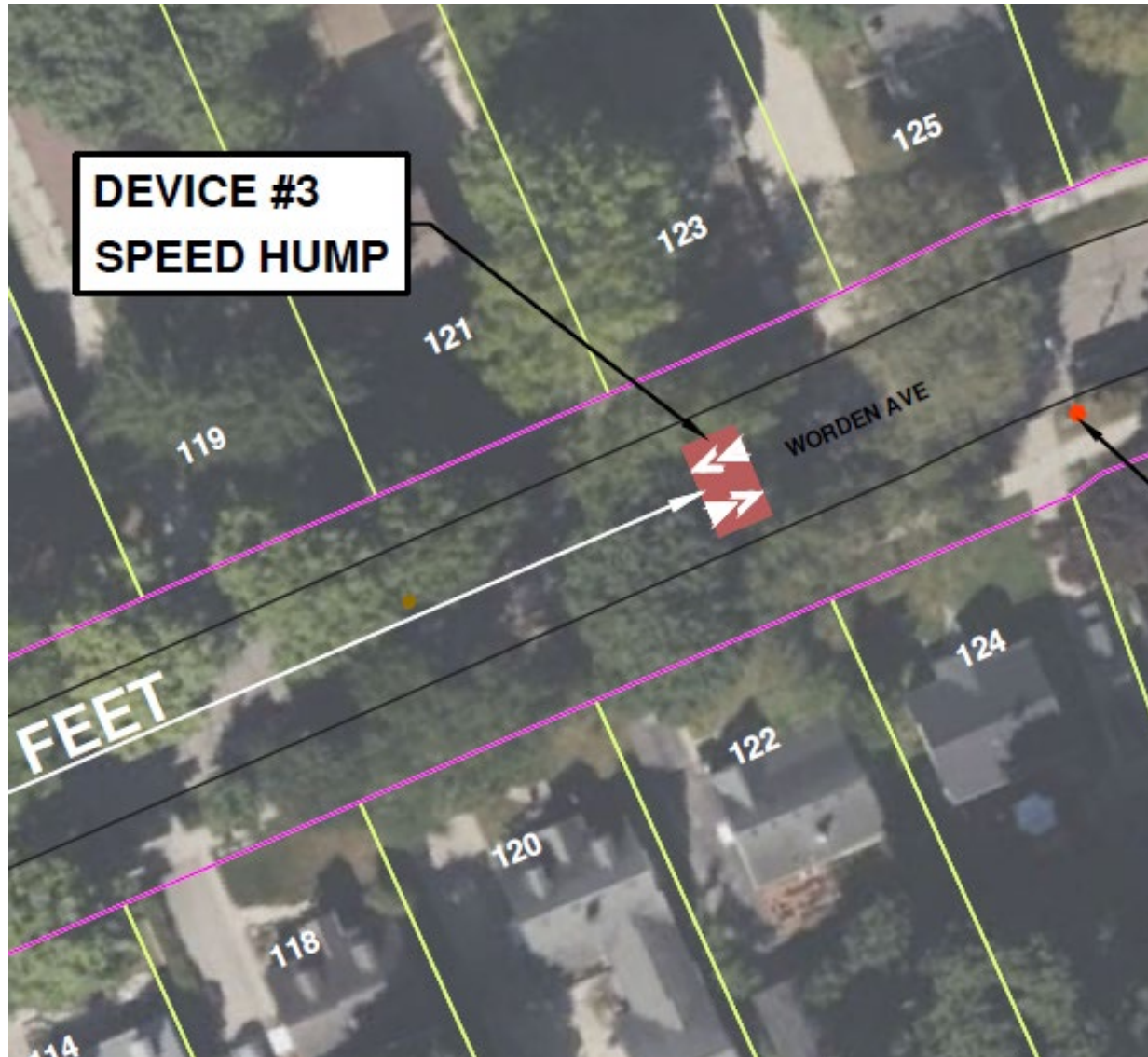
Device #1: Curb Extension



Device #2: Speed Hump



Device #3: Speed Hump



Next Steps

Date

June 26	Final Polling Card will be mailed to project area addresses
July 29	Deadline to electronically complete or postmark final polls
August/September	Transportation Commission meeting requesting support
August/September	Target City Council meeting for final approval

Thank you!



Phone: 313-831-7606



Email: kthullen@wadetrim.com



Project Website: a2gov.org/TCWordenJD