

PUBLIC IMPROVEMENT REQUEST FOR PROPOSAL

RFP# 24-56

ALLMENDINGER PARK IMPROVEMENTS

City of Ann Arbor
PARKS AND RECREATION SERVICES
COMMUNITY SERVICES AREA



Due Date: December 10, 2024 by 11:00 a.m. (local time)

Issued By:

City of Ann Arbor
Procurement Unit
301 E. Huron Street
Ann Arbor, MI 48104

TABLE OF CONTENTS

SECTION I: GENERAL INFORMATION	3
SECTION II: SCOPE OF WORK.....	11
SECTION III: MINIMUM INFORMATION REQUIRED	12
SECTION IV: ATTACHMENTS	18

SECTION I - GENERAL INFORMATION

A. OBJECTIVE

The purpose of this Request for Proposal (RFP) is to select a firm to provide construction services for Allmendinger Park, including installation of accessible parking spaces, pathways, fencing, grills, and rain gardens.

B. BID SECURITY

Each bid must be accompanied by a certified check or Bid Bond by a surety licensed and authorized to do business within the State of Michigan, in the amount of 5% of the total of the bid price.

Proposals that fail to provide a bid security upon proposal opening will be deemed non-responsive and will not be considered for award.

C. QUESTIONS AND CLARIFICATIONS / DESIGNATED CITY CONTACTS

All questions regarding this Request for Proposal (RFP) shall be submitted via e-mail. Questions will be accepted and answered in accordance with the terms and conditions of this RFP.

All questions shall be submitted on or before November 22, 2024 at 5:00 p.m. (local time), and should be addressed as follows:

Scope of Work/Proposal Content questions shall be e-mailed to **Madison Merzlyakov, City Consultant – madison.merzlyakov@ohm-advisors.com**.

RFP Process and Compliance questions shall be e-mailed to Colin Spencer, Buyer - CSpencer@a2gov.org

Should any prospective bidder be in doubt as to the true meaning of any portion of this RFP, or should the prospective bidder find any ambiguity, inconsistency, or omission therein, the prospective bidder shall make a written request for an official interpretation or correction by the due date for questions above.

All interpretations, corrections, or additions to this RFP will be made only as an official addendum that will be posted to a2gov.org and MITN.info and it shall be the prospective bidder's responsibility to ensure they have received all addenda before submitting a proposal. Any addendum issued by the City shall become part of the RFP, and must be incorporated in the proposal where applicable.

D. PRE-PROPOSAL MEETING

No pre-proposal meeting will be held for this RFP. Please contact staff indicated above with general questions regarding the RFP.

E. PROPOSAL FORMAT

To be considered, each firm must submit a response to this RFP using the format provided in Section III. No other distribution of proposals is to be made by the prospective bidder. An official authorized to bind the bidder to its provisions must sign the proposal. Each proposal must remain valid for at least one hundred and twenty (120) days from the due date of this RFP.

Proposals should be prepared simply and economically providing a straightforward, concise description of the bidder's ability to meet the requirements of the RFP. No erasures are permitted. Mistakes may be crossed out and corrected and must be initialed in ink by the person signing the proposal.

F. SELECTION CRITERIA

Responses to this RFP will be evaluated using a point system as shown in Section III. A selection committee comprised primarily of staff from the City will complete the evaluation.

If interviews are desired by the City, the selected firms will be given the opportunity to discuss their proposal, qualifications, past experience, and their fee proposal in more detail. The City further reserves the right to interview the key personnel assigned by the selected bidder to this project.

All proposals submitted may be subject to clarifications and further negotiation. All agreements resulting from negotiations that differ from what is represented within the RFP or in the proposal response shall be documented and included as part of the final contract.

G. SEALED PROPOSAL SUBMISSION

All proposals are due and must be delivered to the City on or before December 10, 2024 by 11:00a.m. (local time). Proposals submitted late or via oral, telephonic, telegraphic, electronic mail or facsimile **will not** be considered or accepted.

Each respondent should submit in a sealed envelope

- **one (1) original proposal**
- **one (1) additional proposal copy**
- **one (1) digital copy of the proposal preferably on a USB/flash drive as one file in PDF format**

Proposals submitted should be clearly marked: **“RFP No. 24-56 – ALLMENDINGER PARK IMPROVEMENTS”** and list the bidder’s name and address.

Proposals must be addressed and delivered to:
City of Ann Arbor
c/o Customer Service
301 East Huron Street
Ann Arbor, MI 48107

All proposals received on or before the due date will be publicly opened and recorded on the due date. No immediate decisions will be rendered.

Hand delivered proposals may be dropped off in the Purchasing drop box located in the Ann Street (north) vestibule/entrance of City Hall which is open to the public Monday through Friday from 8am to 5pm (except holidays). The City will not be liable to any prospective bidder for any unforeseen circumstances, delivery, or postal delays. Postmarking on the due date will not substitute for receipt of the proposal.

Bidders are responsible for submission of their proposal. Additional time will not be granted to a single prospective bidder. However, additional time may be granted to all prospective bidders at the discretion of the City.

A proposal may be disqualified if the following required forms are not included with the proposal:

- **Attachment B – General Declarations**
- **Attachment D - Prevailing Wage Declaration of Compliance**
- **Attachment E - Living Wage Declaration of Compliance**
- **Attachment G - Vendor Conflict of Interest Disclosure Form**
- **Attachment H - Non-Discrimination Declaration of Compliance**

Proposals that fail to provide these forms listed above upon proposal opening may be deemed non-responsive and may not be considered for award.

H. DISCLOSURES

Under the Freedom of Information Act (Public Act 442), the City is obligated to permit review of its files, if requested by others. All information in a proposal is subject to disclosure under this provision. This act also provides for a complete disclosure of contracts and attachments thereto.

I. TYPE OF CONTRACT

A sample of the Construction Agreement is included as Attachment A. Those who wish to submit a proposal to the City are required to review this sample agreement carefully. **The City will not entertain changes to its Construction Agreement.**

For all construction work, the respondent must further adhere to the City of Ann Arbor General Conditions. The General Conditions are included herein. Retainage will be held as necessary based on individual tasks and not on the total contract value. The Contractor shall provide the required bonds included in the Contract Documents for the duration of the Contract.

The City reserves the right to award the total proposal, to reject any or all proposals in whole or in part, and to waive any informality or technical defects if, in the City's sole judgment, the best interests of the City will be so served.

This RFP and the selected bidder's response thereto, shall constitute the basis of the scope of services in the contract by reference.

J. NONDISCRIMINATION

All bidders proposing to do business with the City shall satisfy the contract compliance administrative policy adopted by the City Administrator in accordance with the Section 9:158 of the Ann Arbor City Code. Breach of the obligation not to discriminate as outlined in Attachment G shall be a material breach of the contract. Contractors are required to post a copy of Ann Arbor's Non-Discrimination Ordinance attached at all work locations where its employees provide services under a contract with the City.

K. WAGE REQUIREMENTS

The Attachments provided herein outline the requirements for payment of prevailing wages or of a "living wage" to employees providing service to the City under this contract. The successful bidder must comply with all applicable requirements and provide documentary proof of compliance when requested.

Pursuant to Resolution R-16-469 all public improvement contractors are subject to prevailing wage and will be required to provide to the City payroll records sufficient to demonstrate compliance with the prevailing wage requirements. Use of Michigan Department of Transportation Prevailing Wage Forms (sample attached hereto) or a City-approved equivalent will be required along with wage rate interviews.

For laborers whose wage level are subject to federal, state and/or local prevailing wage law the appropriate Davis-Bacon wage rate classification is identified based upon the work including within this contract. **The wage determination(s) current on the date 10 days before proposals are due shall apply to this contract.** The U.S.

Department of Labor (DOL) has provided explanations to assist with classification in the following resource link: www.sam.gov.

For the purposes of this RFP the Construction Type of **Highway** will apply.

L. CONFLICT OF INTEREST DISCLOSURE

The City of Ann Arbor Purchasing Policy requires that the consultant complete a Conflict of Interest Disclosure form. A contract may not be awarded to the selected bidder unless and until the Procurement Unit and the City Administrator have reviewed the Disclosure form and determined that no conflict exists under applicable federal, state, or local law or administrative regulation. Not every relationship or situation disclosed on the Disclosure Form may be a disqualifying conflict. Depending on applicable law and regulations, some contracts may awarded on the recommendation of the City Administrator after full disclosure, where such action is allowed by law, if demonstrated competitive pricing exists and/or it is determined the award is in the best interest of the City. A copy of the Conflict of Interest Disclosure Form is attached.

M. COST LIABILITY

The City of Ann Arbor assumes no responsibility or liability for costs incurred by the bidder prior to the execution of an Agreement. The liability of the City is limited to the terms and conditions outlined in the Agreement. By submitting a proposal, bidder agrees to bear all costs incurred or related to the preparation, submission, and selection process for the proposal.

N. DEBARMENT

Submission of a proposal in response to this RFP is certification that the Respondent is not currently debarred, suspended, proposed for debarment, and declared ineligible or voluntarily excluded from participation in this transaction by any State or Federal departments or agency. Submission is also agreement that the City will be notified of any changes in this status.

O. PROPOSAL PROTEST

All proposal protests must be in writing and filed with the Purchasing Manager within five (5) business days of any notices of intent, including, but not exclusively, divisions on prequalification of bidders, shortlisting of bidders, or a notice of intent to award. Only bidders who responded to the solicitation may file a bid protest. The bidder must clearly state the reasons for the protest. If any bidder contacts a City Service Area/Unit and indicates a desire to protest an award, the Service Area/Unit shall refer the bidder to the Purchasing Manager. The Purchasing Manager will provide the bidder with the appropriate instructions for filing the protest. The protest shall be reviewed by the City Administrator or designee, whose decision shall be final.

Any inquiries or requests regarding this procurement should be only submitted in writing to the Designated City Contacts provided herein. Attempts by the bidder to initiate contact with anyone other than the Designated City Contacts provided herein that the bidder believes can influence the procurement decision, e.g., Elected Officials, City Administrator, Selection Committee Members, Appointed Committee Members, etc., may lead to immediate elimination from further consideration.

P. SCHEDULE

The following is the schedule for this RFP process.

Activity/Event	Anticipated Date
Written Question Deadline	November 22, 2024, 5:00 p.m. (Local Time)
Addenda Published (if needed)	Week of November 25, 2024
Proposal Due Date	December 10, 2024, 11:00 a.m. (Local Time)
Selection/Negotiations	December 2024
Expected City Council Authorizations	January/February 2025

The above schedule is for information purposes only and is subject to change at the City’s discretion.

Q. IRS FORM W-9

The selected bidder will be required to provide the City of Ann Arbor an IRS form W-9.

R. RESERVATION OF RIGHTS

1. The City reserves the right in its sole and absolute discretion to accept or reject any or all proposals, or alternative proposals, in whole or in part, with or without cause.
2. The City reserves the right to waive, or not waive, informalities or irregularities in terms or conditions of any proposal if determined by the City to be in its best interest.
3. The City reserves the right to request additional information from any or all bidders.
4. The City reserves the right to reject any proposal that it determines to be unresponsive and deficient in any of the information requested within RFP.
5. The City reserves the right to determine whether the scope of the project will be entirely as described in the RFP, a portion of the scope, or a revised scope be implemented.
6. The City reserves the right to select one or more contractors or service providers to perform services.
7. The City reserves the right to retain all proposals submitted and to use any ideas in a proposal regardless of whether that proposal is selected. Submission of a

proposal indicates acceptance by the firm of the conditions contained in this RFP, unless clearly and specifically noted in the proposal submitted.

8. The City reserves the right to disqualify proposals that fail to respond to any requirements outlined in the RFP, or failure to enclose copies of the required documents outlined within the RFP.

S. IDLEFREE ORDINANCE

The City of Ann Arbor adopted an idling reduction Ordinance that went into effect July 1, 2017. The full text of the ordinance (including exemptions) can be found at: www.a2gov.org/idlefree.

Under the ordinance, No Operator of a Commercial Vehicle shall cause or permit the Commercial Vehicle to Idle:

- (a) For any period of time while the Commercial Vehicle is unoccupied; or
- (b) For more than 5 minutes in any 60-minute period while the Commercial Vehicle is occupied.

In addition, generators and other internal combustion engines are covered

- (1) Excluding Motor Vehicle engines, no internal combustion engine shall be operated except when it is providing power or electrical energy to equipment or a tool that is actively in use.

T. ENVIRONMENTAL COMMITMENT

The City of Ann Arbor recognizes its responsibility to minimize negative impacts on human health and the environment while supporting a vibrant community and economy. The City further recognizes that the products and services the City buys have inherent environmental and economic impacts and that the City should make procurement decisions that embody, promote and encourage the City's commitment to the environment.

The City strongly encourages potential vendors to bring forward tested, emerging, innovative, and environmentally preferable products and services that are best suited to the City's environmental principles. This includes products and services such as those with lower greenhouse gas emissions, high recycled content, without toxic substances, those with high reusability or recyclability, those that reduce the consumption of virgin materials, and those with low energy intensity.

As part of its environmental commitment, the City reserves the right to award a contract to the most responsive and responsible bidder, which includes bids that bring forward products or services that help advance the City's environmental commitment. In addition, the City reserves the right to request that all vendors report their annual greenhouse gas emissions, energy consumption, miles traveled, or other relevant criteria in order to help the City more fully understand the environmental impact of its procurement decisions.

U. MAJOR SUBCONTRACTORS

The Bidder shall identify each major subcontractor it expects to engage for this Contract if the work to be subcontracted is 15% or more of the bid sum or over \$50,000, whichever is less. The Bidder also shall identify the work to be subcontracted to each major subcontractor. The Bidder shall not change or replace a subcontractor without approval by the City.

V. LIQUIDATED DAMAGES

A liquidated damages clause, as given on page C-2, Article III of the Contract, provides that the Contractor shall pay the City as liquidated damages, and not as a penalty, a sum certain per day for each and every day that the Contractor may be in default of completion of the specified work, within the time(s) stated in the Contract, or written extensions.

Liquidated damages clauses, as given in the General Conditions, provide further that the City shall be entitled to impose and recover liquidated damages for breach of the obligations under Chapter 112 of the City Code.

The liquidated damages are for the non-quantifiable aspects of any of the previously identified events and do not cover actual damages that can be shown or quantified nor are they intended to preclude recovery of actual damages in addition to the recovery of liquidated damages.

SECTION II - SCOPE OF WORK

Please see the plan set for more details.

A. Standard Specifications

All work performed under this Contract shall be performed in accordance with the Public Services Department Standard Specifications in effect at the date of availability of the contract documents stipulated in the Advertisement. All work under this Contract which is not included in these Standard Specifications, or which is performed using modifications to these Standard Specifications, shall be performed in accordance with the Detailed Specifications provided during the implementation of individual tasks under this Contract.

Copies of the Standard Specifications can be downloaded from the following web link.

<https://www.a2gov.org/departments/engineering/Pages/Engineering-and-Contractor-Resources.aspx>

SECTION III - MINIMUM INFORMATION REQUIRED

PROPOSAL FORMAT

The following describes the elements that should be included in each of the proposal sections and the weighted point system that will be used for evaluation of the proposals.

Bidders should organize Proposals into the following Sections:

- A. Qualifications, Experience and Accountability
- B. Workplace Safety
- C. Workforce Development
- D. Social Equity and Sustainability
- E. Schedule of Pricing/Cost
- F. Authorized Negotiator
- G. Attachments

Bidders are strongly encouraged to provide details for all of the information requested below within initial proposals. Backup documentation may be requested at the sole discretion of the City to validate all of the responses provided herein by bidders. False statements by bidders to any of the criteria provided herein will result in the proposal being considered non-responsive and will not be considered for award.

Pursuant to Sec 1:325 of the City Code which sets forth requirements for evaluating public improvement bids, Bidders should submit the following:

A. Qualifications, Experience and Accountability - 20 Points

1. Qualifications and experience of the bidder and of key persons, management, and supervisory personnel to be assigned by the bidder.
2. References from individuals or entities the bidder has worked for within the last five (5) years including information regarding records of performance and job site cooperation.
3. Evidence of any quality control program used by the bidder and the results of any such program on the bidder's previous projects.
4. A statement from the bidder as to any major subcontractors it expects to engage including the name, work, and amount.

B. Workplace Safety – 20 Points

1. Provide a copy of the bidder's safety program, and evidence of a safety-training program for employees addressing potential hazards of the proposed job site. Bidder must identify a designated qualified safety representative responsible for bidder's safety program who serves as a contact for safety related matters.
2. Provide the bidder's Experience Modification Rating ("EMR") for the last three consecutive years. Preference within this criterion will be given to an EMR of 1.0 or less based on a three-year average.
3. Evidence that all craft labor that will be employed by the bidder for the project has, or will have prior to project commencement, completed at least an authorized 10-hour OSHA Construction Safety Course.
4. For the last three years provide a copy of any documented violations and the bidder's corrective actions as a result of inspections conducted by the Michigan Occupational Safety & Health Administration (MIOSHA), U.S. Department of Labor – Occupational Safety and Health Administration (OSHA), or any other applicable safety agency.

C. Workforce Development – 20 Points

1. Documentation as to bidder's pay rates, health insurance, pension or other retirement benefits, paid leave, or other fringe benefits to its employees.
- 2.. Documentation that the bidder participates in a Registered Apprenticeship Program that is registered with the United States Department of Labor Office of Apprenticeship or by a State Apprenticeship Agency recognized by the USDOL Office of Apprenticeship. USDOL apprenticeship agreements shall be disclosed to the City in the solicitation response.
3. Bidders shall disclose the number of non-craft employees who will work on the project on a 1099 basis, and the bidders shall be awarded points based on their relative reliance on 1099 work arrangements with more points assigned to companies with fewer 1099 arrangements. Bidders will acknowledge that the City may ask them to produce payroll records at points during the project to verify compliance with this section.

D. Social Equity and Sustainability – 20 Points

1. A statement from the bidder as to what percentage of its workforce resides in the City of Ann Arbor and in Washtenaw County, Michigan. The City will consider in

evaluating which bids best serve its interests, the extent to which responsible and qualified bidders employ individuals in either the city or the county.

Washtenaw County jurisdiction is prioritized for evaluation purposes for this solicitation.

2. Evidence of Equal Employment Opportunity Programs for minorities, women, veterans, returning citizens, and small businesses.
3. Evidence that the bidder is an equal opportunity employer and does not discriminate on the basis of race, sex, pregnancy, age, religion, national origin, marital status, sexual orientation, gender identity or expression, height, weight, or disability.
4. The bidder's proposed use of sustainable products, technologies, or practices for the project, which reduce the impact on human health and the environment, including raw materials acquisition, production, manufacturing, packaging, distribution, reuse, operation, maintenance, and waste management.
5. The bidder's environmental record, including findings of violations and penalties imposed by government agencies.

E. Schedule of Pricing/Cost – 20 Points

Company: _____

Base Bid

For the entire work outlined in these documents for **ALLMENDINGER PARK IMPROVEMENTS**, complete as specified, using equipment and materials only of the type and manufacturers where specifically named. Include

_____ (\$_____)

Alternate Bid Items

Do not include alternate bid items in base bid total.

Substitute concrete pavement for HMA (\$_____)

F. AUTHORIZED NEGOTIATOR / NEGOTIATIBLE ELEMENTS (ALTERNATES)

Include the name, phone number, and e-mail address of persons(s) in your organization authorized to negotiate the agreement with the City.

The proposal price shall include materials and equipment selected from the designated items and manufacturers listed in the bidding documents. This is done to establish uniformity in bidding and to establish standards of quality for the items named.

If the bidder wishes to quote alternate items for consideration by the City, it may do so under this Section. A complete description of the item and the proposed price differential must be provided. Unless approved at the time of award, substitutions where items are specifically named will be considered only as a negotiated change in Contract Sum.

If the Bidder takes exception to the time stipulated in Article III of the Contract, Time of Completion, page C-2, it is requested to stipulate its proposed time for performance of the work.

Consideration for any proposed alternative items or time may be negotiated at the discretion of the City.

G. ATTACHMENTS

General Declaration, Legal Status of Bidder, Conflict of Interest Form, Living Wage Compliance Form, Prevailing Wage Compliance Form and the Non-Discrimination Form should be completed and returned with the proposal. These elements should be included as attachments to the proposal submission.

PROPOSAL EVALUATION

1. The selection committee will evaluate each proposal by the above-described criteria and point system. The City reserves the right to reject any proposal that it determines to be unresponsive and deficient in any of the information requested for evaluation. A proposal with all the requested information does not guarantee the proposing firm to be a candidate for an interview if interviews are selected to be held by the City. The committee may contact references to verify material submitted by the bidder.
2. The committee then will schedule interviews with the selected firms if necessary. The selected firms will be given the opportunity to discuss in more detail their qualifications, past experience, proposed work plan (if applicable) and pricing.
3. The interview should include the project team members expected to work on the project, but no more than six members total. The interview shall consist of a

presentation of up to thirty minutes (or the length provided by the committee) by the bidder, including the person who will be the project manager on this contract, followed by approximately thirty minutes of questions and answers. Audiovisual aids may be used during the oral interviews. The committee may record the oral interviews.

4. The firms interviewed will then be re-evaluated by the above criteria and adjustments to scoring will be made as appropriate. After evaluation of the proposals, further negotiation with the selected firm may be pursued leading to the award of a contract by City Council, if suitable proposals are received.

The City reserves the right to waive the interview process and evaluate the bidder based on their proposal and pricing schedules alone.

The City will determine whether the final scope of the project to be negotiated will be entirely as described in this RFP, a portion of the scope, or a revised scope.

Work to be done under this contract is generally described through the detailed specifications and must be completed fully in accordance with the contract documents.

Any proposal that does not conform fully to these instructions may be rejected.

PREPARATION OF PROPOSALS

Proposals should have no plastic bindings but will not be rejected as non-responsive for being bound. Staples or binder clips are acceptable. Proposals should be printed double sided on recycled paper.

Each person signing the proposal certifies that they are a person in the bidder's firm/organization responsible for the decisions regarding the fees being offered in the Proposal and has not and will not participate in any action contrary to the terms of this provision.

ADDENDA

If it becomes necessary to revise any part of the RFP, notice of the addendum will be posted to Michigan Inter-governmental Trade Network (MITN) www.mitn.info and/or the City of Ann Arbor web site www.A2gov.org for all parties to download.

Each bidder should acknowledge in its proposal all addenda it has received on the General Declarations form provided in the Attachments section herein. The failure of a bidder to receive or acknowledge receipt of any addenda shall not relieve the bidder of the responsibility for complying with the terms thereof. The City will not be bound by oral responses to inquiries or written responses other than official written addenda.

SECTION IV - ATTACHMENTS

Attachment A – Sample Standard Contract

Attachment B – General Declarations

Attachment C - Legal Status of Bidder

Attachment D – Prevailing Wage Declaration of Compliance Form

Attachment E – Living Wage Declaration of Compliance Form

Attachment F – Living Wage Ordinance Poster

Attachment G – Vendor Conflict of Interest Disclosure Form

Attachment H – Non-Discrimination Ordinance Declaration of Compliance Form

Attachment I – Non-Discrimination Ordinance Poster

Sample Certified Payroll Report Template

ATTACHMENT A SAMPLE STANDARD CONTRACT

If a contract is awarded, the selected contractor will be required to adhere to a set of general contract provisions which will become a part of any formal agreement. These provisions are general principles which apply to all contractors of service to the City of Ann Arbor such as the following:

CONTRACT

THIS CONTRACT is between the CITY OF ANN ARBOR, a Michigan Municipal Corporation, 301 East Huron Street, Ann Arbor, Michigan 48104 ("City") and _____
_____ ("Contractor")

(An individual/partnership/corporation, include state of incorporation) (Address)

Based upon the mutual promises below, the Contractor and the City agree as follows:

ARTICLE I - Scope of Work

The Contractor agrees to furnish all of the materials, equipment and labor necessary; and to abide by all the duties and responsibilities applicable to it for the project titled **Allmendinger Park Improvements, RFP No. 24-56** in accordance with the requirements and provisions of the following documents, including all written modifications incorporated into any of the documents, all of which are incorporated as part of this Contract:

Non-discrimination and Living Wage
Declaration of Compliance Forms (if
applicable)
Vendor Conflict of Interest Form
Prevailing Wage Declaration of
Compliance Form (if applicable)
Bid Forms
Contract and Exhibits
Bonds

General Conditions
Standard Specifications
Detailed Specifications
Plans
Addenda

ARTICLE II - Definitions

Administering Service Area/Unit means **Community Services / Parks and Recreation**.

Project means **Allmendinger Park Improvements, RFP No. 24-56**

Supervising Professional means the person acting under the authorization of the manager of the Administering Service Area/Unit. At the time this Contract is executed, the Supervising Professional is: **Hillary Hanzel** whose job title is **Landscape Architect**

IV. If there is any question concerning who the Supervising Professional is, Contractor shall confirm with the manager of the Administering Service Area/Unit.

Contractor's Representative means _____ **[Insert name]** whose job title is **[Insert job title]**.

ARTICLE III - Time of Completion

- (A) The work to be completed under this Contract shall begin immediately on the date specified in the Notice to Proceed issued by the City.
- (B) The entire work for this Contract shall be completed within ninety (90) consecutive calendar days.
- (C) Failure to complete all the work within the time specified above, including any extension granted in writing by the Supervising Professional, shall obligate the Contractor to pay the City, as liquidated damages and not as a penalty, an amount equal to \$500 for each calendar day of delay in the completion of all the work. If any liquidated damages are unpaid by the Contractor, the City shall be entitled to deduct these unpaid liquidated damages from the monies due the Contractor.

The liquidated damages are for the non-quantifiable aspects of any of the previously identified events and do not cover actual damages that can be shown or quantified nor are they intended to preclude recovery of actual damages in addition to the recovery of liquidated damages.

ARTICLE IV - The Contract Sum

- (A) The City shall pay to the Contractor for the performance of the Contract, the lump sum price as given in the Bid Form in the amount of:

_____ Dollars (\$_____)
- (B) The amount paid shall be equitably adjusted to cover changes in the work ordered by the Supervising Professional but not required by the Contract Documents. Increases or decreases shall be determined only by written agreement between the City and Contractor.

ARTICLE V - Assignment

This Contract may not be assigned or subcontracted any portion of any right or obligation under this contract without the written consent of the City. Notwithstanding any consent by the City to any assignment, Contractor shall at all times remain bound to all warranties, certifications, indemnifications, promises and performances, however described, as are required of it under this contract unless specifically released from the requirement, in writing, by the City.

ARTICLE VI - Choice of Law

This Contract shall be construed, governed, and enforced in accordance with the laws of the State of Michigan. By executing this Contract, the Contractor and the City agree to venue in a court of

appropriate jurisdiction sitting within Washtenaw County for purposes of any action arising under this Contract. The parties stipulate that the venue referenced in this Contract is for convenience and waive any claim of non-convenience.

Whenever possible, each provision of the Contract will be interpreted in a manner as to be effective and valid under applicable law. The prohibition or invalidity, under applicable law, of any provision will not invalidate the remainder of the Contract.

ARTICLE VII - Relationship of the Parties

The parties of the Contract agree that it is not a Contract of employment but is a Contract to accomplish a specific result. Contractor is an independent Contractor performing services for the City. Nothing contained in this Contract shall be deemed to constitute any other relationship between the City and the Contractor.

Contractor certifies that it has no personal or financial interest in the project other than the compensation it is to receive under the Contract. Contractor certifies that it is not, and shall not become, overdue or in default to the City for any Contract, debt, or any other obligation to the City including real or personal property taxes. City shall have the right to set off any such debt against compensation awarded for services under this Contract.

ARTICLE VIII - Notice

All notices given under this Contract shall be in writing, and shall be by personal delivery or by certified mail with return receipt requested to the parties at their respective addresses as specified in the Contract Documents or other address the Contractor may specify in writing. Notice will be deemed given on the date when one of the following first occur: (1) the date of actual receipt; or (2) three days after mailing certified U.S. mail.

ARTICLE IX - Indemnification

To the fullest extent permitted by law, Contractor shall indemnify, defend and hold the City, its officers, employees and agents harmless from all suits, claims, judgments and expenses including attorney's fees resulting or alleged to result, in whole or in part, from any act or omission, which is in any way connected or associated with this Contract, by the Contractor or anyone acting on the Contractor's behalf under this Contract. Contractor shall not be responsible to indemnify the City for losses or damages caused by or resulting from the City's sole negligence. The provisions of this Article shall survive the expiration or earlier termination of this contract for any reason.

ARTICLE X - Entire Agreement

This Contract represents the entire understanding between the City and the Contractor and it supersedes all prior representations, negotiations, agreements, or understandings whether written or oral. Neither party has relied on any prior representations in entering into this Contract. No terms or conditions of either party's invoice, purchase order or other administrative document shall modify the terms and conditions of this Contract, regardless of the other party's failure to object to such form. This Contract shall be binding on and shall inure to the benefit of the parties to this Contract and their permitted successors and permitted assigns and nothing in this Contract, express or implied, is intended to or shall confer on any other person or entity any legal or equitable right, benefit, or remedy of any nature whatsoever under or by reason of this Contract.

This Contract may be altered, amended or modified only by written amendment signed by the City and the Contractor.

ARTICLE XI – Electronic Transactions

The City and Contractor agree that signatures on this Contract may be delivered electronically in lieu of an original signature and agree to treat electronic signatures as original signatures that bind them to this Contract. This Contract may be executed and delivered by facsimile and upon such delivery, the facsimile signature will be deemed to have the same effect as if the original signature had been delivered to the other party.

[Signatures on next page]

[INSERT CONTRACTOR NAME HERE]

CITY OF ANN ARBOR

By: _____

Name: _____

Title: _____

Date: _____

By: _____

Name: Milton Dohoney Jr.

Title: City Administrator

Date: _____

Approved as to substance:

By: _____

Name: Derek Delacourt

Title: Community Services Area
Administrator

Date: _____

Approved as to form:

By: _____

Name: Atleen Kaur

Title: City Attorney

Date: _____

(Signatures continue on following page)

CITY OF ANN ARBOR

By: _____

Name: Christopher Taylor

Title: Mayor

Date: _____

By: _____

Name: Jacqueline Beaudry

Title: City Clerk

Date: _____

PERFORMANCE BOND

- (1) _____ (referred to as "Principal"), and _____, a corporation duly authorized to do business in the State of Michigan (referred to as "Surety"), are bound to the City of Ann Arbor, Michigan (referred to as "City"), for \$ _____, the payment of which Principal and Surety bind themselves, their heirs, executors, administrators, successors and assigns, jointly and severally, by this bond.
- (2) The Principal has entered a written Contract with the City entitled _____, for RFP No. _____ and this bond is given for that Contract in compliance with Act No. 213 of the Michigan Public Acts of 1963, as amended, being MCL 129.201 et seq.
- (3) Whenever the Principal is declared by the City to be in default under the Contract, the Surety may promptly remedy the default or shall promptly:
- (a) complete the Contract in accordance with its terms and conditions; or
 - (b) obtain a bid or bids for submission to the City for completing the Contract in accordance with its terms and conditions, and upon determination by Surety of the lowest responsible bidder, arrange for a Contract between such bidder and the City, and make available, as work progresses, sufficient funds to pay the cost of completion less the balance of the Contract price; but not exceeding, including other costs and damages for which Surety may be liable hereunder, the amount set forth in paragraph 1.
- (4) Surety shall have no obligation to the City if the Principal fully and promptly performs under the Contract.
- (5) Surety agrees that no change, extension of time, alteration or addition to the terms of the Contract or to the work to be performed thereunder, or the specifications accompanying it shall in any way affect its obligations on this bond, and waives notice of any such change, extension of time, alteration or addition to the terms of the Contract or to the work, or to the specifications.
- (6) Principal, Surety, and the City agree that signatures on this bond may be delivered electronically in lieu of an original signature and agree to treat electronic signatures as original signatures that bind them to this bond. This bond may be executed and delivered by facsimile and upon such delivery, the facsimile signature will be deemed to have the same effect as if the original signature had been delivered to the other party.

SIGNED AND SEALED this _____ day of _____, 202__.

(Name of Surety Company)
By _____
(Signature)
Its _____
(Title of Office)

(Name of Principal)
By _____
(Signature)
Its _____
(Title of Office)

Approved as to form:

Name and address of agent:

Atleen Kaur, City Attorney

LABOR AND MATERIAL BOND

- (1) _____
of _____ (referred to as "Principal"), and _____, a corporation duly authorized to do business in the State of Michigan, (referred to as "Surety"), are bound to the City of Ann Arbor, Michigan (referred to as "City"), for the use and benefit of claimants as defined in Act 213 of Michigan Public Acts of 1963, as amended, being MCL 129.201 et seq., in the amount of \$ _____, for the payment of which Principal and Surety bind themselves, their heirs, executors, administrators, successors and assigns, jointly and severally, by this bond.
- (2) The Principal has entered a written Contract with the City entitled _____

_____, for RFP No. _____; and this bond is given for that Contract in compliance with Act No. 213 of the Michigan Public Acts of 1963 as amended;
- (3) If the Principal fails to promptly and fully repay claimants for labor and material reasonably required under the Contract, the Surety shall pay those claimants.
- (4) Surety's obligations shall not exceed the amount stated in paragraph 1, and Surety shall have no obligation if the Principal promptly and fully pays the claimants.
- (5) Principal, Surety, and the City agree that signatures on this bond may be delivered electronically in lieu of an original signature and agree to treat electronic signatures as original signatures that bind them to this bond. This bond may be executed and delivered by facsimile and upon such delivery, the facsimile signature will be deemed to have the same effect as if the original signature had been delivered to the other party.

SIGNED AND SEALED this _____ day of _____, 202__

(Name of Surety Company)
By _____
(Signature)
Its _____
(Title of Office)

(Name of Principal)
By _____
(Signature)
Its _____
(Title of Office)

Approved as to form:

Atleen Kaur, City Attorney

Name and address of agent:

GENERAL CONDITIONS

Section 1 - Execution, Correlation and Intent of Documents

The contract documents shall be signed in 2 copies by the City and the Contractor.

The contract documents are complementary and what is called for by any one shall be binding. The intention of the documents is to include all labor and materials, equipment and transportation necessary for the proper execution of the work. Materials or work described in words which so applied have a well-known technical or trade meaning have the meaning of those recognized standards.

In case of a conflict among the contract documents listed below in any requirement(s), the requirement(s) of the document listed first shall prevail over any conflicting requirement(s) of a document listed later.

(1) Addenda in reverse chronological order; (2) Detailed Specifications; (3) Standard Specifications; (4) Plans; (5) General Conditions; (6) Contract; (7) Bid Forms; (8) Bond Forms; (9) Bid.

Section 2 - Order of Completion

The Contractor shall submit with each invoice, and at other times reasonably requested by the Supervising Professional, schedules showing the order in which the Contractor proposes to carry on the work. They shall include the dates at which the Contractor will start the several parts of the work, the estimated dates of completion of the several parts, and important milestones within the several parts.

Section 3 - Familiarity with Work

The Bidder or its representative shall make personal investigations of the site of the work and of existing structures and shall determine to its own satisfaction the conditions to be encountered, the nature of the ground, the difficulties involved, and all other factors affecting the work proposed under this Contract. The Bidder to whom this Contract is awarded will not be entitled to any additional compensation unless conditions are clearly different from those which could reasonably have been anticipated by a person making diligent and thorough investigation of the site.

The Bidder shall immediately notify the City upon discovery, and in every case prior to submitting its Bid, of every error or omission in the bidding documents that would be identified by a reasonably competent, diligent Bidder. In no case will a Bidder be allowed the benefit of extra compensation or time to complete the work under this Contract for extra expenses or time spent as a result of the error or omission.

Section 4 - Wage Requirements

Under this Contract, the Contractor shall conform to Chapter 14 of Title I of the Code of the City of Ann Arbor as amended; which in part states "...that all craftsmen, mechanics and laborers employed directly on the site in connection with said improvements, including said employees of

subcontractors, shall receive the prevailing wage for the corresponding classes of craftsmen, mechanics and laborers, as determined by statistics for the Ann Arbor area compiled by the United States Department of Labor. At the request of the City, any contractor or subcontractor shall provide satisfactory proof of compliance with the contract provisions required by the Section.

Pursuant to Resolution R-16-469 all public improvement contractors are subject to prevailing wage and will be required to provide to the City payroll records sufficient to demonstrate compliance with the prevailing wage requirements. A sample Prevailing Wage Form is provided in the Appendix herein for reference as to what will be expected from contractors. Use of the Prevailing Wage Form provided in the Appendix section or a City-approved equivalent will be required along with wage rate interviews.

Where the Contract and the Ann Arbor City Ordinance are silent as to definitions of terms required in determining contract compliance with regard to prevailing wages, the definitions provided in the Davis-Bacon Act as amended (40 U.S.C. 278-a to 276-a-7) for the terms shall be used.

If the Contractor is a "covered employer" as defined in Chapter 23 of the Ann Arbor City Code, the Contractor agrees to comply with the living wage provisions of Chapter 23 of the Ann Arbor City Code. The Contractor agrees to pay those employees providing Services to the City under this Contract a "living wage," as defined in Section 1:815 of the Ann Arbor City Code, as adjusted in accordance with Section 1:815(3); to post a notice approved by the City of the applicability of Chapter 23 in every location in which regular or contract employees providing services under this Contract are working; to maintain records of compliance; if requested by the City, to provide documentation to verify compliance; to take no action that would reduce the compensation, wages, fringe benefits, or leave available to any employee or person contracted for employment in order to pay the living wage required by Section 1:815; and otherwise to comply with the requirements of Chapter 23.

Contractor agrees that all subcontracts entered into by the Contractor shall contain similar wage provision covering subcontractor's employees who perform work on this contract.

Section 5 - Non-Discrimination

The Contractor agrees to comply, and to require its subcontractor(s) to comply, with the nondiscrimination provisions of MCL 37.2209. The Contractor further agrees to comply with the provisions of Section 9:158 of Chapter 112 of Title IX of the Ann Arbor City Code, and to assure that applicants are employed and that employees are treated during employment in a manner which provides equal employment opportunity.

Section 6 - Materials, Appliances, Employees

Unless otherwise stipulated, the Contractor shall provide and pay for all materials, labor, water, tools, equipment, light, power, transportation, and other facilities necessary or used for the execution and completion of the work. Unless otherwise specified, all materials incorporated in the permanent work shall be new, and both workmanship and materials shall be of the highest quality. The Contractor shall, if required, furnish satisfactory evidence as to the kind and quality of materials.

The Contractor shall at all times enforce strict discipline and good order among its employees, and shall seek to avoid employing on the work any unfit person or anyone not skilled in the work assigned.

Adequate sanitary facilities shall be provided by the Contractor.

Section 7 - Qualifications for Employment

The Contractor shall employ competent laborers and mechanics for the work under this Contract. For work performed under this Contract, employment preference shall be given to qualified local residents.

Section 8 - Royalties and Patents

The Contractor shall pay all royalties and license fees. It shall defend all suits or claims for infringements of any patent rights and shall hold the City harmless from loss on account of infringement except that the City shall be responsible for all infringement loss when a particular process or the product of a particular manufacturer or manufacturers is specified, unless the City has notified the Contractor prior to the signing of the Contract that the particular process or product is patented or is believed to be patented.

Section 9 - Permits and Regulations

The Contractor must secure and pay for all permits, permit or plan review fees and licenses necessary for the prosecution of the work. These include but are not limited to City building permits, right-of-way permits, lane closure permits, right-of-way occupancy permits, and the like. The City shall secure and pay for easements shown on the plans unless otherwise specified.

The Contractor shall give all notices and comply with all laws, ordinances, rules and regulations bearing on the conduct of the work as drawn and specified. If the Contractor observes that the contract documents are at variance with those requirements, it shall promptly notify the Supervising Professional in writing, and any necessary changes shall be adjusted as provided in the Contract for changes in the work.

Section 10 - Protection of the Public and of Work and Property

The Contractor is responsible for the means, methods, sequences, techniques and procedures of construction and safety programs associated with the work contemplated by this contract. The Contractor, its agents or sub-contractors, shall comply with the "General Rules and Regulations for the Construction Industry" as published by the Construction Safety Commission of the State of Michigan and to all other local, State and National laws, ordinances, rules and regulations pertaining to safety of persons and property.

The Contractor shall take all necessary and reasonable precautions to protect the safety of the public. It shall continuously maintain adequate protection of all work from damage, and shall take all necessary and reasonable precautions to adequately protect all public and private property from injury or loss arising in connection with this Contract. It shall make good any damage, injury or loss to its work and to public and private property resulting from lack of reasonable protective precautions, except as may be due to errors in the contract documents, or caused by agents or

employees of the City. The Contractor shall obtain and maintain sufficient insurance to cover damage to any City property at the site by any cause.

In an emergency affecting the safety of life, or the work, or of adjoining property, the Contractor is, without special instructions or authorization from the Supervising Professional, permitted to act at its discretion to prevent the threatened loss or injury. It shall also so act, without appeal, if authorized or instructed by the Supervising Professional.

Any compensation claimed by the Contractor for emergency work shall be determined by agreement or in accordance with the terms of Claims for Extra Cost - Section 15.

Section 11 - Inspection of Work

The City shall provide sufficient competent personnel for the inspection of the work.

The Supervising Professional shall at all times have access to the work whenever it is in preparation or progress, and the Contractor shall provide proper facilities for access and for inspection.

If the specifications, the Supervising Professional's instructions, laws, ordinances, or any public authority require any work to be specially tested or approved, the Contractor shall give the Supervising Professional timely notice of its readiness for inspection, and if the inspection is by an authority other than the Supervising Professional, of the date fixed for the inspection. Inspections by the Supervising Professional shall be made promptly, and where practicable at the source of supply. If any work should be covered up without approval or consent of the Supervising Professional, it must, if required by the Supervising Professional, be uncovered for examination and properly restored at the Contractor's expense.

Re-examination of any work may be ordered by the Supervising Professional, and, if so ordered, the work must be uncovered by the Contractor. If the work is found to be in accordance with the contract documents, the City shall pay the cost of re-examination and replacement. If the work is not in accordance with the contract documents, the Contractor shall pay the cost.

Section 12 - Superintendence

The Contractor shall keep on the work site, during its progress, a competent superintendent and any necessary assistants, all satisfactory to the Supervising Professional. The superintendent will be responsible to perform all on-site project management for the Contractor. The superintendent shall be experienced in the work required for this Contract. The superintendent shall represent the Contractor and all direction given to the superintendent shall be binding as if given to the Contractor. Important directions shall immediately be confirmed in writing to the Contractor. Other directions will be confirmed on written request. The Contractor shall give efficient superintendence to the work, using its best skill and attention.

Section 13 - Changes in the Work

The City may make changes to the quantities of work within the general scope of the Contract at any time by a written order and without notice to the sureties. If the changes add to or deduct from the extent of the work, the Contract Sum shall be adjusted accordingly. All the changes shall be

executed under the conditions of the original Contract except that any claim for extension of time caused by the change shall be adjusted at the time of ordering the change.

In giving instructions, the Supervising Professional shall have authority to make minor changes in the work not involving extra cost and not inconsistent with the purposes of the work, but otherwise, except in an emergency endangering life or property, no extra work or change shall be made unless in pursuance of a written order by the Supervising Professional, and no claim for an addition to the Contract Sum shall be valid unless the additional work was ordered in writing.

The Contractor shall proceed with the work as changed and the value of the work shall be determined as provided in Claims for Extra Cost - Section 15.

Section 14 - Extension of Time

Extension of time stipulated in the Contract for completion of the work will be made if and as the Supervising Professional may deem proper under any of the following circumstances:

- (1) When work under an extra work order is added to the work under this Contract;
- (2) When the work is suspended as provided in Section 20;
- (3) When the work of the Contractor is delayed on account of conditions which could not have been foreseen, or which were beyond the control of the Contractor, and which were not the result of its fault or negligence;
- (4) Delays in the progress of the work caused by any act or neglect of the City or of its employees or by other Contractors employed by the City;
- (5) Delay due to an act of Government;
- (6) Delay by the Supervising Professional in the furnishing of plans and necessary information;
- (7) Other cause which in the opinion of the Supervising Professional entitles the Contractor to an extension of time.

The Contractor shall notify the Supervising Professional within 7 days of an occurrence or conditions which, in the Contractor's opinion, entitle it to an extension of time. The notice shall be in writing and submitted in ample time to permit full investigation and evaluation of the Contractor's claim. The Supervising Professional shall acknowledge receipt of the Contractor's notice within 7 days of its receipt. Failure to timely provide the written notice shall constitute a waiver by the Contractor of any claim.

In situations where an extension of time in contract completion is appropriate under this or any other section of the contract, the Contractor understands and agrees that the only available adjustment for events that cause any delays in contract completion shall be extension of the required time for contract completion and that there shall be no adjustments in the money due the Contractor on account of the delay.

Section 15 - Claims for Extra Cost

If the Contractor claims that any instructions by drawings or other media issued after the date of the Contract involved extra cost under this Contract, it shall give the Supervising Professional written notice within 7 days after the receipt of the instructions, and in any event before proceeding to execute the work, except in emergency endangering life or property. The procedure shall then be as provided for Changes in the Work-Section I3. No claim shall be valid unless so made.

If the Supervising Professional orders, in writing, the performance of any work not covered by the contract documents, and for which no item of work is provided in the Contract, and for which no unit price or lump sum basis can be agreed upon, then the extra work shall be done on a Cost-Plus-Percentage basis of payment as follows:

- (1) The Contractor shall be reimbursed for all reasonable costs incurred in doing the work, and shall receive an additional payment of 15% of all the reasonable costs to cover both its indirect overhead costs and profit;
- (2) The term "Cost" shall cover all payroll charges for employees and supervision required under the specific order, together with all worker's compensation, Social Security, pension and retirement allowances and social insurance, or other regular payroll charges on same; the cost of all material and supplies required of either temporary or permanent character; rental of all power-driven equipment at agreed upon rates, together with cost of fuel and supply charges for the equipment; and any costs incurred by the Contractor as a direct result of executing the order, if approved by the Supervising Professional;
- (3) If the extra is performed under subcontract, the subcontractor shall be allowed to compute its charges as described above. The Contractor shall be permitted to add an additional charge of 5% percent to that of the subcontractor for the Contractor's supervision and contractual responsibility;
- (4) The quantities and items of work done each day shall be submitted to the Supervising Professional in a satisfactory form on the succeeding day, and shall be approved by the Supervising Professional and the Contractor or adjusted at once;
- (5) Payments of all charges for work under this Section in any one month shall be made along with normal progress payments. Retainage shall be in accordance with Progress Payments-Section 16.

No additional compensation will be provided for additional equipment, materials, personnel, overtime or special charges required to perform the work within the time requirements of the Contract.

When extra work is required and no suitable price for machinery and equipment can be determined in accordance with this Section, the hourly rate paid shall be 1/40 of the basic weekly rate listed in the Rental Rate Blue Book published by Dataquest Incorporated and applicable to the time period the equipment was first used for the extra work. The hourly rate will be deemed to include all costs of operation such as bucket or blade, fuel, maintenance, "regional factors", insurance, taxes, and the like, but not the costs of the operator.

Section 16 - Progress Payments

The Contractor shall submit each month, or at longer intervals, if it so desires, an invoice covering work performed for which it believes payment, under the Contract terms, is due. The submission shall be to the City's Finance Department - Accounting Division. The Supervising Professional will, within 10 days following submission of the invoice, prepare a certificate for payment for the work in an amount to be determined by the Supervising Professional as fairly representing the acceptable work performed during the period covered by the Contractor's invoice. To insure the proper performance of this Contract, the City will retain a percentage of the estimate in accordance with Act 524, Public Acts of 1980. The City will then, following the receipt of the Supervising Professional's Certificate, make payment to the Contractor as soon as feasible, which is anticipated will be within 15 days.

An allowance may be made in progress payments if substantial quantities of permanent material have been delivered to the site but not incorporated in the completed work if the Contractor, in the opinion of the Supervising Professional, is diligently pursuing the work under this Contract. Such materials shall be properly stored and adequately protected. Allowance in the estimate shall be at the invoice price value of the items. Notwithstanding any payment of any allowance, all risk of loss due to vandalism or any damages to the stored materials remains with the Contractor.

In the case of Contracts which include only the Furnishing and Delivering of Equipment, the payments shall be; 60% of the Contract Sum upon the delivery of all equipment to be furnished, or in the case of delivery of a usable portion of the equipment in advance of the total equipment delivery, 60% of the estimated value of the portion of the equipment may be paid upon its delivery in advance of the time of the remainder of the equipment to be furnished; 30% of the Contract Sum upon completion of erection of all equipment furnished, but not later than 60 days after the date of delivery of all of the equipment to be furnished; and payment of the final 10% on final completion of erection, testing and acceptance of all the equipment to be furnished; but not later than 180 days after the date of delivery of all of the equipment to be furnished, unless testing has been completed and shows the equipment to be unacceptable.

With each invoice for periodic payment, the Contractor shall enclose a Contractor's Declaration - Section 43, and an updated project schedule per Order of Completion - Section 2.

Section 17 - Deductions for Uncorrected Work

If the Supervising Professional decides it is inexpedient to correct work that has been damaged or that was not done in accordance with the Contract, an equitable deduction from the Contract price shall be made.

Section 18 - Correction of Work Before Final Payment

The Contractor shall promptly remove from the premises all materials condemned by the Supervising Professional as failing to meet Contract requirements, whether incorporated in the work or not, and the Contractor shall promptly replace and re-execute the work in accordance with the Contract and without expense to the City and shall bear the expense of making good all work of other contractors destroyed or damaged by the removal or replacement.

If the Contractor does not remove the condemned work and materials within 10 days after written notice, the City may remove them and, if the removed material has value, may store the material

at the expense of the Contractor. If the Contractor does not pay the expense of the removal within 10 days thereafter, the City may, upon 10 days written notice, sell the removed materials at auction or private sale and shall pay to the Contractor the net proceeds, after deducting all costs and expenses that should have been borne by the Contractor. If the removed material has no value, the Contractor must pay the City the expenses for disposal within 10 days of invoice for the disposal costs.

The inspection or lack of inspection of any material or work pertaining to this Contract shall not relieve the Contractor of its obligation to fulfill this Contract and defective work shall be made good. Unsuitable materials may be rejected by the Supervising Professional notwithstanding that the work and materials have been previously overlooked by the Supervising Professional and accepted or estimated for payment or paid for. If the work or any part shall be found defective at any time before the final acceptance of the whole work, the Contractor shall forthwith make good the defect in a manner satisfactory to the Supervising Professional. The judgment and the decision of the Supervising Professional as to whether the materials supplied and the work done under this Contract comply with the requirements of the Contract shall be conclusive and final.

Section 19 - Acceptance and Final Payment

Upon receipt of written notice that the work is ready for final inspection and acceptance, the Supervising Professional will promptly make the inspection. When the Supervising Professional finds the work acceptable under the Contract and the Contract fully performed, the Supervising Professional will promptly sign and issue a final certificate stating that the work required by this Contract has been completed and is accepted by the City under the terms and conditions of the Contract. The entire balance found to be due the Contractor, including the retained percentage, shall be paid to the Contractor by the City within 30 days after the date of the final certificate.

Before issuance of final certificates, the Contractor shall file with the City:

- (1) The consent of the surety to payment of the final estimate;
- (2) The Contractor's Affidavit in the form required by Section 44.

In case the Affidavit or consent is not furnished, the City may retain out of any amount due the Contractor, sums sufficient to cover all lienable claims.

The making and acceptance of the final payment shall constitute a waiver of all claims by the City except those arising from:

- (1) unsettled liens;
- (2) faulty work appearing within 12 months after final payment;
- (3) hidden defects in meeting the requirements of the plans and specifications;
- (4) manufacturer's guarantees.

It shall also constitute a waiver of all claims by the Contractor, except those previously made and still unsettled.

Section 20 - Suspension of Work

The City may at any time suspend the work, or any part by giving 5 days notice to the Contractor in writing. The work shall be resumed by the Contractor within 10 days after the date fixed in the

written notice from the City to the Contractor to do so. The City shall reimburse the Contractor for expense incurred by the Contractor in connection with the work under this Contract as a result of the suspension.

If the work, or any part, shall be stopped by the notice in writing, and if the City does not give notice in writing to the Contractor to resume work at a date within 90 days of the date fixed in the written notice to suspend, then the Contractor may abandon that portion of the work suspended and will be entitled to the estimates and payments for all work done on the portions abandoned, if any, plus 10% of the value of the work abandoned, to compensate for loss of overhead, plant expense, and anticipated profit.

Section 21 - Delays and the City's Right to Terminate Contract

If the Contractor refuses or fails to prosecute the work, or any separate part of it, with the diligence required to insure completion, ready for operation, within the allowable number of consecutive calendar days specified plus extensions, or fails to complete the work within the required time, the City may, by written notice to the Contractor, terminate its right to proceed with the work or any part of the work as to which there has been delay. After providing the notice the City may take over the work and prosecute it to completion, by contract or otherwise, and the Contractor and its sureties shall be liable to the City for any excess cost to the City. If the Contractor's right to proceed is terminated, the City may take possession of and utilize in completing the work, any materials, appliances and plant as may be on the site of the work and useful for completing the work. The right of the Contractor to proceed shall not be terminated or the Contractor charged with liquidated damages where an extension of time is granted under Extension of Time - Section 14.

If the Contractor is adjudged a bankrupt, or if it makes a general assignment for the benefit of creditors, or if a receiver is appointed on account of its insolvency, or if it persistently or repeatedly refuses or fails except in cases for which extension of time is provided, to supply enough properly skilled workers or proper materials, or if it fails to make prompt payments to subcontractors or for material or labor, or persistently disregards laws, ordinances or the instructions of the Supervising Professional, or otherwise is guilty of a substantial violation of any provision of the Contract, then the City, upon the certificate of the Supervising Professional that sufficient cause exists to justify such action, may, without prejudice to any other right or remedy and after giving the Contractor 3 days written notice, terminate this Contract. The City may then take possession of the premises and of all materials, tools and appliances thereon and without prejudice to any other remedy it may have, make good the deficiencies or finish the work by whatever method it may deem expedient, and deduct the cost from the payment due the Contractor. The Contractor shall not be entitled to receive any further payment until the work is finished. If the expense of finishing the work, including compensation for additional managerial and administrative services exceeds the unpaid balance of the Contract Sum, the Contractor and its surety are liable to the City for any excess cost incurred. The expense incurred by the City, and the damage incurred through the Contractor's default, shall be certified by the Supervising Professional.

Section 22 - Contractor's Right to Terminate Contract

If the work should be stopped under an order of any court, or other public authority, for a period of 3 months, through no act or fault of the Contractor or of anyone employed by it, then the Contractor may, upon 7 days written notice to the City, terminate this Contract and recover from the City payment for all acceptable work executed plus reasonable profit.

Section 23 - City's Right To Do Work

If the Contractor should neglect to prosecute the work properly or fail to perform any provision of this Contract, the City, 3 days after giving written notice to the Contractor and its surety may, without prejudice to any other remedy the City may have, make good the deficiencies and may deduct the cost from the payment due to the Contractor.

Section 24 - Removal of Equipment and Supplies

In case of termination of this Contract before completion, from any or no cause, the Contractor, if notified to do so by the City, shall promptly remove any part or all of its equipment and supplies from the property of the City, failing which the City shall have the right to remove the equipment and supplies at the expense of the Contractor.

The removed equipment and supplies may be stored by the City and, if all costs of removal and storage are not paid by the Contractor within 10 days of invoicing, the City upon 10 days written notice may sell the equipment and supplies at auction or private sale, and shall pay the Contractor the net proceeds after deducting all costs and expenses that should have been borne by the Contractor and after deducting all amounts claimed due by any lien holder of the equipment or supplies.

Section 25 - Responsibility for Work and Warranties

The Contractor assumes full responsibility for any and all materials and equipment used in the construction of the work and may not make claims against the City for damages to materials and equipment from any cause except negligence or willful act of the City. Until its final acceptance, the Contractor shall be responsible for damage to or destruction of the project (except for any part covered by Partial Completion and Acceptance - Section 26). The Contractor shall make good all work damaged or destroyed before acceptance. All risk of loss remains with the Contractor until final acceptance of the work (Section 19) or partial acceptance (Section 26). The Contractor is advised to investigate obtaining its own builders risk insurance.

The Contractor shall guarantee the quality of the work for a period of one year. The Contractor shall also unconditionally guarantee the quality of all equipment and materials that are furnished and installed under the contract for a period of one year. At the end of one year after the Contractor's receipt of final payment, the complete work, including equipment and materials furnished and installed under the contract, shall be inspected by the Contractor and the Supervising Professional. Any defects shall be corrected by the Contractor at its expense as soon as practicable but in all cases within 60 days. Any defects that are identified prior to the end of one year shall also be inspected by the Contractor and the Supervising Professional and shall be corrected by the Contractor at its expense as soon as practicable but in all cases within 60 days. The Contractor shall assign all manufacturer or material supplier warranties to the City prior to final payment. The assignment shall not relieve the Contractor of its obligations under this paragraph to correct defects.

Section 26 - Partial Completion and Acceptance

If at any time prior to the issuance of the final certificate referred to in Acceptance and Final Payment - Section 19, any portion of the permanent construction has been satisfactorily completed, and if the Supervising Professional determines that portion of the permanent construction is not required for the operations of the Contractor but is needed by the City, the Supervising Professional shall issue to the Contractor a certificate of partial completion, and immediately the City may take over and use the portion of the permanent construction described in the certificate, and exclude the Contractor from that portion.

The issuance of a certificate of partial completion shall not constitute an extension of the Contractor's time to complete the portion of the permanent construction to which it relates if the Contractor has failed to complete it in accordance with the terms of this Contract. The issuance of the certificate shall not release the Contractor or its sureties from any obligations under this Contract including bonds.

If prior use increases the cost of, or delays the work, the Contractor shall be entitled to extra compensation, or extension of time, or both, as the Supervising Professional may determine.

Section 27 - Payments Withheld Prior to Final Acceptance of Work

The City may withhold or, on account of subsequently discovered evidence, nullify the whole or part of any certificate to the extent reasonably appropriate to protect the City from loss on account of:

- (1) Defective work not remedied;
- (2) Claims filed or reasonable evidence indicating probable filing of claims by other parties against the Contractor;
- (3) Failure of the Contractor to make payments properly to subcontractors or for material or labor;
- (4) Damage to another Contractor.

When the above grounds are removed or the Contractor provides a Surety Bond satisfactory to the City which will protect the City in the amount withheld, payment shall be made for amounts withheld under this section.

Section 28 - Contractor's Insurance

- (1) The Contractor shall procure and maintain during the life of this Contract, including the guarantee period and during any warranty work, such insurance policies, including those set forth below, as will protect itself and the City from all claims for bodily injuries, death or property damage that may arise under this Contract; whether the act(s) or omission(s) giving rise to the claim were made by the Contractor, any subcontractor, or anyone employed by them directly or indirectly. Prior to commencement of any work under this contract, Contractor shall provide to the City documentation satisfactory to the City, through City-approved means (currently myCOI), demonstrating it has obtained the required policies and endorsements. The certificates of insurance endorsements and/or copies of

policy language shall document that the Contractor satisfies the following minimum requirements. Contractor shall add registration@mycoitracking.com to its safe sender's list so that it will receive necessary communication from myCOI. When requested, Contractor shall provide the same documentation for its subcontractor(s) (if any).

Required insurance policies include:

- (a) Worker's Compensation Insurance in accordance with all applicable state and federal statutes. Further, Employers Liability Coverage shall be obtained in the following minimum amounts:

- Bodily Injury by Accident - \$500,000 each accident
 - Bodily Injury by Disease - \$500,000 each employee
 - Bodily Injury by Disease - \$500,000 each policy limit

- (b) Commercial General Liability Insurance equivalent to, as a minimum, Insurance Services Office form CG 00 01 04 13 or current equivalent. The City of Ann Arbor shall be named as an additional insured. There shall be no added exclusions or limiting endorsements specifically for the following coverages: Products and Completed Operations, Explosion, Collapse and Underground coverage or Pollution. Further there shall be no added exclusions or limiting endorsements that diminish the City's protections as an additional insured under the policy. The following minimum limits of liability are required:

- \$1,000,000 Each occurrence as respect Bodily Injury Liability or Property Damage Liability, or both combined.
 - \$2,000,000 Per Project General Aggregate
 - \$1,000,000 Personal and Advertising Injury
 - \$2,000,000 Products and Completed Operations Aggregate, which, notwithstanding anything to the contrary herein, shall be maintained for three years from the date the Project is completed.

- (c) Motor Vehicle Liability Insurance, including Michigan No-Fault Coverages, equivalent to, as a minimum, Insurance Services Office form CA 00 01 10 13 or current equivalent. Coverage shall include all owned vehicles, all non-owned vehicles and all hired vehicles. The City of Ann Arbor shall be named as an additional insured. There shall be no added exclusions or limiting endorsements that diminish the City's protections as an additional insured under the policy. Further, the limits of liability shall be \$1,000,000 for each occurrence as respects Bodily Injury Liability or Property Damage Liability, or both combined.

- (d) Umbrella/Excess Liability Insurance shall be provided to apply excess of the Commercial General Liability, Employers Liability and the Motor Vehicle coverage enumerated above, for each occurrence and for aggregate in the amount of \$1,000,000.

- (2) Insurance required under subsection (1)(b) and (1)(c) above shall be considered primary as respects any other valid or collectible insurance that the City may possess, including any self-insured retentions the City may have; and any other insurance the City does possess shall be considered excess insurance only and shall not be required to contribute

with this insurance. Further, the Contractor agrees to waive any right of recovery by its insurer against the City for any insurance listed herein.

- (3) Insurance companies and policy forms are subject to approval of the City Attorney, which approval shall not be unreasonably withheld. Documentation must provide and demonstrate an unconditional and un-qualified 30-day written notice of cancellation in favor of the City of Ann Arbor. Further, the documentation must explicitly state the following: (a) the policy number(s); name of insurance company(s); name and address of the agent(s) or authorized representative(s); name(s), email address(es), and address of insured; project name; policy expiration date; and specific coverage amounts; (b) any deductibles or self-insured retentions which may be approved by the City, in its sole discretion; (c) that the policy conforms to the requirements specified Contractor shall furnish the City with satisfactory certificates of insurance and endorsements prior to commencement of any work. Upon request, the Contractor shall provide within 30 days a copy of the policy(ies) and all required endorsements to the City. If any of the above coverages expire by their terms during the term of this Contract, the Contractor shall deliver proof of renewal and/or new policies and endorsements to the Administering Service Area/Unit at least ten days prior to the expiration date.
- (4) Any Insurance provider of Contractor shall be authorized to do business in the State of Michigan and shall carry and maintain a minimum rating assigned by A.M. Best & Company's Key Rating Guide of "A-" Overall and a minimum Financial Size Category of "V". Insurance policies and certificates issued by non-authorized insurance companies are not acceptable unless approved in writing by the City.
- (5) City reserves the right to require additional coverage and/or coverage amounts as may be included from time to time in the Detailed Specifications for the Project.
- (6) The provisions of General Condition 28 shall survive the expiration or earlier termination of this contract for any reason.

Section 29 - Surety Bonds

Bonds will be required from the successful bidder as follows:

- (1) A Performance Bond to the City of Ann Arbor for the amount of the bid(s) accepted;
- (2) A Labor and Material Bond to the City of Ann Arbor for the amount of the bid(s) accepted.

Bonds shall be executed on forms supplied by the City in a manner and by a Surety Company authorized to transact business in Michigan and satisfactory to the City Attorney.

Section 30 - Damage Claims

The Contractor shall be held responsible for all damages to property of the City or others, caused by or resulting from the negligence of the Contractor, its employees, or agents during the progress of or connected with the prosecution of the work, whether within the limits of the work or elsewhere. The Contractor must restore all property injured including sidewalks, curbing, sodding, pipes, conduit, sewers or other public or private property to not less than its original condition with new work.

Section 31 - Refusal to Obey Instructions

If the Contractor refuses to obey the instructions of the Supervising Professional, the Supervising Professional shall withdraw inspection from the work, and no payments will be made for work performed thereafter nor may work be performed thereafter until the Supervising Professional shall have again authorized the work to proceed.

Section 32 - Assignment

Neither party to the Contract shall assign the Contract without the written consent of the other. The Contractor may assign any monies due to it to a third party acceptable to the City.

Section 33 - Rights of Various Interests

Whenever work being done by the City's forces or by other contractors is contiguous to work covered by this Contract, the respective rights of the various interests involved shall be established by the Supervising Professional, to secure the completion of the various portions of the work in general harmony.

The Contractor is responsible to coordinate all aspects of the work, including coordination of, and with, utility companies and other contractors whose work impacts this project.

Section 34 - Subcontracts

The Contractor shall not award any work to any subcontractor without prior written approval of the City. The approval will not be given until the Contractor submits to the City a written statement concerning the proposed award to the subcontractor. The statement shall contain all information the City may require.

The Contractor shall be as fully responsible to the City for the acts and omissions of its subcontractors, and of persons either directly or indirectly employed by them, as it is for the acts and omissions of persons directly employed by it.

The Contractor shall cause appropriate provisions to be inserted in all subcontracts relative to the work to bind subcontractors to the Contractor by the terms of the General Conditions and all other contract documents applicable to the work of the subcontractors and to give the Contractor the same power to terminate any subcontract that the City may exercise over the Contractor under any provision of the contract documents.

Nothing contained in the contract documents shall create any contractual relation between any subcontractor and the City.

Section 35 - Supervising Professional's Status

The Supervising Professional has the right to inspect any or all work. The Supervising Professional has authority to stop the work whenever stoppage may be appropriate to insure the proper execution of the Contract. The Supervising Professional has the authority to reject all work and materials which do not conform to the Contract and to decide questions which arise in the execution of the work.

The Supervising Professional shall make all measurements and determinations of quantities. Those measurements and determinations are final and conclusive between the parties.

Section 36 - Supervising Professional's Decisions

The Supervising Professional shall, within a reasonable time after their presentation to the Supervising Professional, make decisions in writing on all claims of the City or the Contractor and on all other matters relating to the execution and progress of the work or the interpretation of the contract documents.

Section 37 - Storing Materials and Supplies

Materials and supplies may be stored at the site of the work at locations agreeable to the City unless specific exception is listed elsewhere in these documents. Ample way for foot traffic and drainage must be provided, and gutters must, at all times, be kept free from obstruction. Traffic on streets shall be interfered with as little as possible. The Contractor may not enter or occupy with agents, employees, tools, or material any private property without first obtaining written permission from its owner. A copy of the permission shall be furnished to the Supervising Professional.

Section 38 - Lands for Work

The Contractor shall provide, at its own expense and without liability to the City, any additional land and access that may be required for temporary construction facilities or for storage of materials.

Section 39 - Cleaning Up

The Contractor shall, as directed by the Supervising Professional, remove at its own expense from the City's property and from all public and private property all temporary structures, rubbish and waste materials resulting from its operations unless otherwise specifically approved, in writing, by the Supervising Professional.

Section 40 - Salvage

The Supervising Professional may designate for salvage any materials from existing structures or underground services. Materials so designated remain City property and shall be transported or stored at a location as the Supervising Professional may direct.

Section 41 - Night, Saturday or Sunday Work

No night or Sunday work (without prior written City approval) will be permitted except in the case of an emergency and then only to the extent absolutely necessary. The City may allow night work which, in the opinion of the Supervising Professional, can be satisfactorily performed at night. Night work is any work between 8:00 p.m. and 7:00 a.m. No Saturday work will be permitted unless the Contractor gives the Supervising Professional at least 48 hours but not more than 5 days notice of the Contractor's intention to work the upcoming Saturday.

Section 42 - Sales Taxes

Under State law the City is exempt from the assessment of State Sales Tax on its direct purchases. Contractors who acquire materials, equipment, supplies, etc. for incorporation in City projects are not likewise exempt. State Law shall prevail. The Bidder shall familiarize itself with the State Law and prepare its Bid accordingly. No extra payment will be allowed under this Contract for failure of the Contractor to make proper allowance in this bid for taxes it must pay.

Section 43

CONTRACTOR'S DECLARATION

I hereby declare that I have not, during the period _____, 20__, to _____, 20__, performed any work, furnished any materials, sustained any loss, damage or delay, or otherwise done anything in addition to the regular items (or executed change orders) set forth in the Contract titled _____, for which I shall ask, demand, sue for, or claim compensation or extension of time from the City, except as I hereby make claim for additional compensation or extension of time as set forth on the attached itemized statement. I further declare that I have paid all payroll obligations related to this Contract that have become due during the above period and that all invoices related to this Contract received more than 30 days prior to this declaration have been paid in full except as listed below.

There is/is not (Contractor please circle one and strike one as appropriate) an itemized statement attached regarding a request for additional compensation or extension of time.

Contractor

Date

By _____
(Signature)

Its _____
(Title of Office)

Past due invoices, if any, are listed below.

Section 44

CONTRACTOR'S AFFIDAVIT

The undersigned Contractor, _____, represents that on _____, 20__, it was awarded a contract by the City of Ann Arbor, Michigan to _____ under the terms and conditions of a Contract titled _____. The Contractor represents that all work has now been accomplished and the Contract is complete.

The Contractor warrants and certifies that all of its indebtedness arising by reason of the Contract has been fully paid or satisfactorily secured; and that all claims from subcontractors and others for labor and material used in accomplishing the project, as well as all other claims arising from the performance of the Contract, have been fully paid or satisfactorily settled. The Contractor agrees that, if any claim should hereafter arise, it shall assume responsibility for it immediately upon request to do so by the City of Ann Arbor.

The Contractor, for valuable consideration received, does further waive, release and relinquish any and all claims or right of lien which the Contractor now has or may acquire upon the subject premises for labor and material used in the project owned by the City of Ann Arbor.

This affidavit is freely and voluntarily given with full knowledge of the facts.

Contractor _____
Date

By _____
(Signature)

Its _____
(Title of Office)

Subscribed and sworn to before me, on this _____ day of _____, 20__
_____, _____ County, Michigan

Notary Public

County, MI

My commission expires on:

STANDARD SPECIFICATIONS

All work under this contract shall be performed in accordance with the Public Services Department Standard Specifications in effect at the date of availability of the contract documents stipulated in the Bid. All work under this Contract which is not included in these Standard Specifications, or which is performed using modifications to these Standard Specifications, shall be performed in accordance with the Detailed Specifications included in these contract documents.

Standard Specifications are available online:

<http://www.a2gov.org/departments/engineering/Pages/Engineering-and-Contractor-Resources.aspx>

DETAILED SPECIFICATIONS

Table of Contents:

01 25 00	Materials and Equipment
01 32 14	Schedule Requirements
01 33 00	Submittal Procedures
01 41 26	Permit Requirements
01 45 16.01	Concrete Testing
01 45 16.02	Density and Aggregate Testing
01 50 00	Construction Facilities and Temporary Controls
01 55 26	Maintaining Traffic
01 57 26	Dust Control
01 71 13	Mobilization
01 71 23.16	Construction Staking by Contractor
02 41 13.13	Pavement Removal
31 23 01	Excavating, Filling, and Grading
31 25 00	Soil Erosion and Sedimentation Control
32 11 23	Aggregate Base
32 12 16	HMA Paving
32 13 00	Concrete Curb and Gutter, Sidewalk, and Miscellaneous Pavement
32 17 23	Pavement Markings
32 92 00	Turf Establishment
32 92 20	Native Seeding
33 44 00	Storm Sewers
33 46 16	Underdrains
34 41 15	Permanent Traffic Signs

SECTION 01 25 00
MATERIALS AND EQUIPMENT

PART 1 - GENERAL

1.01 Work Included

Unless specifically indicated otherwise on the plans or in the contract documents, all materials and equipment shall be new and undamaged.

A. Materials and Equipment

1. Materials and equipment incorporated into the work shall conform to applicable specifications and standards. Materials and equipment shall comply with size, make, type, and quality specified or as specifically approved by the Engineer.
2. Manufactured and fabricated products shall be designed, fabricated, and assembled in accordance with the best engineering and shop practices. Like parts of duplicate units are to be manufactured to standard sizes and gauges to be interchangeable. Two or more items of the same kind shall be identical and manufactured by the same manufacturer. Products shall be suitable for the service conditions. Equipment capacities, sizes, and dimensions shown or specified shall be adhered to unless variations are specifically approved in writing. Materials or equipment shall not be used for any purpose other than that for which it is designed or specified.

1.02 Substitutions

- A. Where specific materials and equipment items are identified in the specifications by manufacturer's name or model number, bids shall be based on the products of one of the manufacturers so named or added thereto by addendum during the bidding period.
- B. During the bidding period, all requests for substitutions will be given full consideration by the Engineer; and if approved, an addendum will be issued to incorporate the approved material or equipment into the contract documents.
- C. Requests for substitutions must be received by the Engineer in ample time, not later than ten days before the bid due date, so that any necessary addendum will be received by all prospective bidders before submission of the bids.
- D. After award of the contract, requests for substitutions will be considered only for one of the following reasons:
 1. Increased value to the Owner
 2. Decreased cost to the Owner
 3. Specified items not procurable
- E. Requests for substitutions after award of the contract shall be accompanied by manufacturer's data or other detailed descriptions of the proposed material or equipment.
- F. A request for a substitution constitutes a representation that the Contractor has investigated and determined the proposed product is equal to or superior in all respects to that specified.

- G. The Contractor shall coordinate the installation of an accepted substitution into the project to provide a complete and operable system. Modifications or re-work of other parts of the project resulting because of substitutes will be at the Contractor's expense.
- H. The Engineer shall be the judge of the acceptability of the proposed substitutions.

1.03 Manufacturer's Instructions

- A. When contract documents require that installation of work shall comply with the manufacturer's printed instructions, the Contractor shall obtain and distribute copies of such instructions to the parties involved in the installation, including two sets to the Engineer. The instructions shall be provided in advance of installation. The Contractor shall notify the Engineer in the event job conditions or the requirements of the plans or specifications conflict with the manufacturer's instructions.
- B. The Contractor shall handle, install, connect, clean, condition, and adjust products in accordance with such instructions and in conformity with the specified requirements.
- C. The Contractor shall perform work in accordance with manufacturer's instructions. No preparatory step or installation procedures shall be omitted unless specifically modified or exempted by contract documents.

PART 2 - PRODUCTS

Not Applicable

PART 3 - EXECUTION

3.01 Transportation and Handling

- A. The Contractor shall arrange deliveries of products in accordance with construction schedules and coordinate them to avoid conflict with work and conditions at the site.
 - 1. Products shall be delivered in undamaged condition, in the manufacturer's original containers or packaging with identifying labels intact and legible.
 - 2. Immediately upon delivery, the Contractor shall inspect shipments to assure compliance with requirements of contract documents and approved submittals and that products are properly protected and undamaged.
- B. The Contractor shall provide equipment and personnel to handle products by methods to prevent soiling or damage to products or packaging.

3.02 Storage and Protection

- A. Products shall be stored in accordance with the manufacturer's instructions, with seals and labels intact and legible.
 - 1. Products subject to damage by the elements shall be stored in weather tight enclosures.
 - 2. Temperature and humidity shall be maintained within the ranges required by manufacturer's instructions.

- B. The Contractor shall arrange storage in a manner to provide easy access for inspection and make periodic inspections to assure that products are maintained under specified conditions and free from damage or deterioration.
- C. For products specified by naming one or more products or manufacturers and "or equal", the Contractor must submit a request for substitutions for any product or manufacturer not specifically named.

END OF SECTION

SECTION 01 32 14
SCHEDULE REQUIREMENTS

PART 1 - GENERAL

1.01 Work Included

The Contractor shall develop a detailed schedule, identifying various phases or divisions of work, indicating a start date and duration required for each. The schedule shall be presented to the Engineer or Owner in sufficient detail, as may be required by the Engineer or Owner, for their approval.

Periodically through the life of the project and as required by the Engineer or Owner, the Contractor shall update the schedule and provide copies to the Engineer and Owner.

1.02 Requirements

The Contractor shall schedule work to be performed during normal business hours, unless otherwise directed on the plans or approved by the Engineer.

Due to high use of this park during University of Michigan football season, **no work will be completed between August 26, 2024 and November 10, 2024.**

Once work has begun on the project, the Contractor shall work continuously and expeditiously to complete all work provided for by the contract.

Project shall be substantially completed in accordance with the date specified in the agreement. Substantial completion is the stage of completion where the project is fit for occupancy and use without hindrance for its intended purpose.

Project shall be fully completed and ready for final payment in accordance with the date specified in the agreement.

PART 2 - PRODUCTS

Not Applicable

PART 3 - EXECUTION

Not Applicable

END OF SECTION

SECTION 01 33 00
SUBMITTAL PROCEDURES

PART 1 - GENERAL

1.01 Work Included

- A. This section includes procedures for preparing and transmitting submittals required by specification sections for a product, material, or construction method. Submittals shall include the following:
 - 1. Shop drawings
 - 2. Product data
 - 3. Manufacturer's certificates
 - 4. Design data and calculations
 - 5. Manufacturer's instructions
 - 6. Manufacturer's field service reports
 - 7. Samples
 - 8. Operation and maintenance manuals (timing, quantity, content, and form)
- B. It is the responsibility of the General Contractor to convey the requirements of this section to their sub-contractors and their suppliers and vendors.

1.02 Submittals

- A. Schedule submittals to expedite work. Unless otherwise indicated in this section, submittals shall be submitted within 30 days of date of Notice to Proceed.
- B. Preparation
 - 1. Provide separate submittals for each specification section requiring submittals. Where multiple sections relate to the same system or element and are being provided from the same source, a single combined submittal is acceptable.
 - 2. Coordinate submission of related items. Group submittals of related products in a single transmission.
 - 3. Include all submittal material requested for that section.
 - 4. Identify variations from requirements of contract documents. State product and system limitations which may adversely affect work.
 - 5. Mark or show dimensions and values in same units as specified.
- C. Contractor Responsibilities
 - 1. Review submittals prior to transmittal. Verify compatibility with field conditions and dimensions, product selections and designations, quantities, and conformance of

submittal with requirements of contract documents. Return non-conforming submittals to preparer for revision, rather than submitting for review.

2. Coordinate submittals to avoid conflicts between various items of work.
3. Submittal Transmittal Form
 - a. Include with each submittal a transmittal form. A sample copy of an acceptable form is included in Attachment A. The Contractor's standard submittal form may be used, provided it contains essentially the same information as the sample.
 - b. Identify project, Contractor, subcontractor, supplier, manufacturer, pertinent drawing sheet and detail numbers, and associated specification section numbers.
 - c. Sequentially number transmittal forms. Re-submittals shall have original number with a suffix. Acceptable form of number is SS SS SS-NN-T where:
 - i. SS SS SS indicates specification section number;
 - ii. NN indicates different submittals for that specification section; and
 - iii. T indicates the number of times that submittal has been made.
4. Failure of the Contractor to review submittals, prior to transmittal for review, shall be cause for rejection.
5. Incomplete, improperly packaged, and submittals from sources other than the Contractor will not be accepted.

D. Transmittal

Where possible, transmit all submittals electronically. Where electronic submittal is not possible, submit four paper copies for the Engineer's retention, plus as many copies as the Contractor desires returned after review. Samples shall be submitted as described elsewhere in this specification.

E. Review

The Engineer will review and return submittals with comments.

- F. Do not fabricate products or begin work which requires submittals until return of reviewed submittal with A/E or SNL SE acceptance.
- G. On return, promptly distribute reviewed submittals to concerned parties. Instruct parties to promptly report any inability to comply with provisions.

H. Resubmission

1. Revise and resubmit submittals, as required, within 15 days of return from initial review.
2. Make re-submittals under procedures specified for initial submittals.
3. Identify all changes made since previous submittal.

1.03 Quality Assurance and Quality Control

A. Where required by specification sections, provide quality assurance submittals:

1. Qualification Data

Contractor shall submit written information demonstrating capabilities and experience of firm or person. Include lists of complete projects with names and contact information for references.

2. Manufacturer's Certificates

Submit reference data, affidavits, and certifications on manufacturer's letterhead certifying that products conform to or exceed specified requirements. Certificates may be based on recent or previous test results supplied by manufacturer and accepted by the Engineer.

3. Installer Approval

Certification on manufacturer's letterhead that installer complies with requirements and is approved for installing manufacturer's products.

4. Welding Certificates

Written certification that welding procedures and personnel comply with requirements. Submit record of Welding Procedure Specifications (WPS) and Procedure Qualification Record (PQR) on American Welding Society (AWS) forms. Include names of firms and personnel certified.

5. Field Test Reports

Written reports from qualified testing agency indicating and interpreting results of field tests performed either during or after installation for compliance with specified requirements.

1.04 Submittal Review

A. The Engineer will review submittals for the sole purpose of verifying general conformance with design intent and general compliance with contract documents. Approval of submittal by the Engineer does not relieve the Contractor of responsibility for correcting errors which may exist in submittal, or from meeting requirements of contract documents.

B. Review Time

Initial review will be performed within 14 days of receipt. Reviewer reserves the right to withhold action on a submittal requiring review of related submittals, until related submittal is received. Additional time will be required if processing must be delayed to permit review of related subsequent submittals. The Engineer will review re-submittals within 14 days.

C. Review Actions

After review, submittals will be returned and marked as follows to indicate action taken:

1. Reviewed, No Comments

Part of work covered by submittal may proceed, provided it complies with requirements of contract documents. Final acceptance will depend upon that compliance.

2. Reviewed, With Comments

Part of work covered by submittal may proceed, provided it complies with notations and corrections on submittal and requirements of contract documents. Final acceptance will depend upon that compliance.

3. Revise and Resubmit

Do not proceed with part of work covered by submittal including purchasing, fabricating, and delivering. Revise or prepare new submittal in accordance with notations and resubmit.

1.05 Drawings

A. Where required by specifications or otherwise needed, prepare drawings illustrating portion of work for use in fabricating, interfacing with other work, and installing products. Contract drawings shall not be reproduced and submitted as shop drawings.

B. When construction is complete, prepare and submit red-lined copies of the contract drawings showing clearly how construction deviated from the design, along with the authority for the deviation or change.

C. Electronic Format

1. Size printable to: 8½ inches by 11 inches minimum and 24 inches by 36 inches maximum.
2. Present in a clear and thorough manner. Title each drawing with project name. Identify each element of drawing with reference number.
3. Plans, elevations, sections, and detail shop drawings shall be to scale, with scale indicated.
4. Indicate field verified dimensions. Show relationship of products to adjacent work. Note coordination requirements.
5. Schematics and diagrams shall be logically arranged and presented in a clear, understandable manner with all items labeled.
6. Internal wiring diagrams: Provide internal wiring and elementary ladder diagrams for factory pre-wired equipment.
7. Control diagrams: Show relative positions of each component as a system diagram.

1.06 Product Data

A. Provide product data such as manufacturer's brochures, catalog pages, illustrations, diagrams, tables, performance charts, and other material which describe appearance, size, attributes, code and standard compliance, ratings, and other product characteristics.

B. Form

1. Provide all critical information such as reference standards, performance characteristics, capacities, power requirements, wiring and piping diagrams, controls, component parts, finishes, dimensions, and required clearances.
2. Submit only data which are pertinent. Mark each copy of manufacturer's standard printed data to identify products, models, options, and other data pertinent to project.

3. Modify manufacturer's standard schematic drawings and diagrams and supplement standard data to provide specific information applicable to project. Delete information not applicable.
4. Colors and Patterns: Unless color and pattern is specified for product, submit accurate color and pattern charts or samples illustrating manufacturer's full range for selection by the Engineer. Submit two hard copies only.

1.07 Design Data and Calculations

- A. Where required by specification sections, provide basic calculations, analyses, and data to support design decisions and demonstrate compliance with specified requirements. State assumptions and define parameters. Give general formulas and references. Provide sketches, as required, to illustrate design method and application.
- B. Arrange calculations and data in a logical manner, with suitable text to explain procedures and order.
- C. Indicate name, title, and telephone number of individual performing design and include professional seal of designer where applicable or required.

1.08 Manufacturer's Instructions

- A. Where required by specification sections, provide manufacturer's instructions for activities such as delivery, storage, assembly, installation, wiring, start-up, adjusting, and finishing.
- B. Indicate pertinent portions and identify conflicts between manufacturer's instructions and contract documents.
- C. Where appropriate, include preparation procedures; service connection requirements; critical ambient conditions; foundation requirements; special precautions; adjustment requirements; alignment procedures; leveling; purging; charging; lubrication; and cleaning prior to operation and/or Owner's acceptance.
- D. Installation (e.g., assembly, mounting, or wiring) and start-up instructions shall be submitted and available for review in the field prior to scheduled material or equipment installation.

1.09 Samples

- A. Submit samples to illustrate functional and aesthetic characteristics of products with all integral parts and attachment devices. Include full range of manufacturer's standard finishes, indicating colors, textures, and patterns for Engineer selection.
- B. Submission
Submit the number of samples specified in individual specification sections. One sample will be retained by the Engineer.
- C. Label with identification related to submittal transmittal form.

1.10 Manufacturer's Field Service Reports

- A. When an individual specification section requires services of manufacturer's field representative, submit report of observations, site decisions, and instructions given to installers.
- B. Form
 - 1. Present complete information in clear concise manner.
 - 2. Bind with titled cover in folder or binder.
- C. Report shall include:
 - 1. Time, location, conditions, and duration of activity;
 - 2. Names of persons performing and witnessing activity;
 - 3. Equipment used;
 - 4. Description of activity, data recorded, and results;
 - 5. Deficiencies found, corrective measures, and results of retesting; and
 - 6. Other pertinent data.
- D. Submit report within 30 days of construction site service visit.

1.11 Operation and Maintenance Data

- A. Where required by specification sections, provide operation and maintenance manuals.

PART 2 - PRODUCTS

Not Applicable

PART 3 - EXECUTION

Not Applicable

END OF SECTION

ATTACHMENT A - SAMPLE SUBMITTAL TRANSMITTAL FORM

Attachment A

SAMPLE SUBMITTAL TRANSMITTAL FORM

PROJECT: _____
CONTRACT NUMBER: _____
SUBMITTAL NUMBER: _____ RESUBMITTAL: YES NO
DATE: _____ NUMBER OF COPIES SUBMITTED: _____
SUBMITTAL DESCRIPTION: _____

RELATED DESIGN DISCIPLINE (circle):
Civil Landscape Architectural Structural
Mechanical Electrical Telecommunications Security
Fire Protection Controls Other: _____

ASSOCIATED SPECIFICATION SECTION NO: _____

REFERENCED DRAWING SHEET NO: _____

SUBCONTRACTOR/SUPPLIER/MANUFACTURER PROVIDING SUBMITTAL DATA:
Name: _____
Address: _____
Telephone Number: _____

CONTRACTOR:
Name: _____
Address: _____
Telephone Number: _____

CONTRACTOR'S CERTIFICATION:
The undersigned, as representative of the Contractor for the above project, submits the following and certifies that:

1. Submittal has been reviewed and it is complete and conforms to requirements of contract documents, except as noted.
2. Required dimensions have been field verified and are acceptable for installation of proposed products and construction of proposed work.
3. Required quantities for products and materials covered by this submittal have been verified as correct.
4. Fabrication processes and construction methods proposed in this submittal are acceptable for this project and will result in a complete, functional installation.
5. Submittal has been coordinated with other submittals and work and proposed products and construction will properly interface with other construction.

NAME OF CONTRACTOR REVIEWER: _____
SIGNATURE OF CONTRACTOR REVIEWER: _____
DATE: _____

SECTION 01 41 26
PERMIT REQUIREMENTS

PART 1 - GENERAL

1.01 Work Included

The Contractor shall complete work in accordance with all applicable regulations, laws, and ordinances. Work shall be completed in accordance with permits issued by regulatory agencies.

The Contractor shall obtain permits, including the paying of fees, posting bonds, and providing insurance coverage, to secure permits which have not been obtained by the Owner.

Where permits have been obtained by the Owner, the Contractor shall conduct work and operations consistent with the requirements of the permits.

Where changed conditions or other issues arise such that the conditions of a permit which has been issued cannot be met, the Contractor shall promptly notify the Owner and the permitting agency. The Contractor shall provide such additional information as may be necessary to secure a modification to the original permit to allow the planned work to continue.

PART 2 - PRODUCTS

Not Applicable

PART 3 - EXECUTION

3.01 Permits to be Obtained by Contractor

A. Permit Applications Completed by the Owner

The Owner has submitted information and reviewed the proposed work with the following agencies. Final permits have not yet been issued. The Contractor is required to obtain the permits for the proposed project including the paying of fees, posting bonds, and providing insurance coverage to secure permits.

Permit Agency	Permit Type	Requirements
City of Ann Arbor	STREAM SESC Grading	Contractor to execute and comply with permit
City of Ann Arbor	Right-of-Way	Contractor to apply, pay fees, and execute permit

B. Other Permits to be Obtained by the Contractor

The Contractor is responsible to obtain all permits necessary to complete the proposed work, which have not been obtained by the Owner.

PART 4 - MEASUREMENT AND PAYMENT

Obtaining permits, including the paying of fees, posting bonds, and providing insurance coverage to secure permits, is considered included in other items of work and will not be paid for separately.

END OF SECTION

SECTION 01 45 16.01
CONCRETE TESTING

PART 1 - GENERAL

1.01 Work Included

This work includes requirements for concrete, concrete submittals, and testing.

1.02 References

Where materials or methods of construction are listed as being in conformance with a standard specification, it shall refer to the latest edition of the standard specification or any interim revision.

- A. ACI PRC-211.1 – Standard Practice for Selecting Proportions for Normal, Heavyweight, and Mass Concrete
- B. ASTM C31 – Standard Practice for Making and Curing Concrete Test Specimens in the Field
- C. ASTM C39 – Standard Test Method for Compressive Strength of Cylindrical Concrete Specimens
- D. ASTM C138 – Standard Test Method for Density (Unit Weight), Yield, and Air Content (Gravimetric) of Concrete
- E. ASTM C143 – Standard Test Method for Slump of Hydraulic-Cement Concrete
- F. ASTM C172 – Standard Practice for Sampling Freshly Mixed Concrete
- G. ASTM C231 – Standard Test Method for Air Content of Freshly Mixed Concrete by the Pressure Method
- H. ASTM C595 – Standard Specification for Blended Hydraulic Cements
- I. ASTM C1064 – Standard Test Method for Temperature of Freshly Mixed Hydraulic-Cement Concrete
- J. ASTM C1260 – Standard Test Method for Potential Alkali Reactivity of Aggregates (Mortar-Bar Method)
- K. ASTM C1293 – Standard Test Method for Determination of Length Change of Concrete Due to Alkali-Silica Reaction
- L. ASTM C1567 – Standard Test Method for Determining the Potential Alkali-Silica Reactivity of Combinations of Cementitious Materials and Aggregate (Accelerated Mortar-Bar Method)
- M. ASTM E29 – Standard Practice for Using Significant Digits in Test Data to Determine Conformance with Specifications
- N. Michigan Department of Transportation 2020 Standard Specifications for Construction
- O. Michigan Test Methods (MTM)
- P. Michigan Department of Transportation Qualified Products List

1.03 Related Work

- A. Section 32 13 00 – Concrete Curb and Gutter, Sidewalk, and Miscellaneous Pavement

1.04 Submittals

- A. Prior to beginning construction, the Contractor shall submit the name and plant location of the proposed NRMCA certified concrete supplier for the project.
- B. Prior to beginning construction, the Contractor shall submit mix designs for the proposed concrete mixtures proposed for use on the project for the Engineer to review.
- C. The Contractor shall submit a Quality Control Testing plan to be approved by the Engineer.

1.05 Quality Assurance and Quality Control

- A. The Contractor will be responsible for Quality Control Testing and the Owner will be responsible for Quality Assurance Testing.
- B. Concrete Testing
 - 1. The temperature of concrete will be determined in accordance with ASTM C1064.
 - 2. Samples of concrete for testing will be obtained in accordance with ASTM C172.
 - 3. The slump of concrete will be determined in accordance with ASTM C143.
 - 4. The air content of concrete will be measured in accordance with ASTM C231.
 - 5. Concrete cylinders for compressive testing will be made in accordance with ASTM C31. The Engineer and Contractor shall use the same size cylinder for test specimens. Four-inch cylinders are preferred, as allowed by ASTM C31.
 - 6. The compressive strength of concrete will be determined in accordance with ASTM C39.

PART 2 - PRODUCTS

2.01 Mix Design and Documentation

Design concrete mixtures shall meet the requirements specified in Table 1. The Contractor shall provide the grade of concrete for the section number reference application specified in Table 1, or as specified in the contract. The Contractor shall submit a request variance, in writing, when proposing a mix design that exhibits temperature, slump, or air content other than those specified. This submittal shall include the proposed mix design, Job Mix Formula (JMF), and associated trial batch verification test data. Do not use a grade of concrete with a lower specification limit (LSL) 28-day compressive strength less than what is designated for the application.

Blended cement meeting the requirements of ASTM C595 Type II is permitted.

Secure prior approval from the Engineer to use concrete intended for early opening to traffic to facilitate driveway gaps or other features necessary for required local access.

Unless otherwise specified in the contract, set accelerating admixtures are prohibited.

Unless otherwise specified in the contract, do not exceed 40 percent replacement of the Portland cement in the concrete mixture with slag cement (Grade 100 minimum) or fly ash. Do not exceed 40 percent total replacement of the Portland cement if both slag cement and fly ash are used in the concrete mixture.

Use the combined weight of all cementitious materials to determine compliance with the maximum water-cementitious ratio and cementitious material content requirements specified in Table 1.

Table 1: Minimum Mix Design Requirements for Concrete					
		Concrete Grade			
		3,000	3,500	4,000	4,500
Compressive strength (psi)	7-day	2,200	2,600	3,000	3,200
	28-day	3,000	3,500	4,000	4,500
	70%	2,100	2,450	2,800	3,150
Flexural Strength (psi)	7-day	500	550	600	625
	28-day	600	650	700	750
	70%	420	455	490	525
Slump (inch)		(c)-(f)	(c)-(k)	(l)-(n)	(d)-(f)
Cementitious material content (lb/cyd)		489-517	517-611 (o)	517-611	517-658
Class of coarse aggregate		(p)-(r)			
Maximum w/cm ratio		0.45			
Air content range		5.5-8.5%			

- a. Reserved for future use.
- b. Reserved for future use.
- c. 0- to 3-inch slump for mixtures for pavements.
- d. 0- to 3-inch slump without admixtures or with Type A or D admixture.
- e. 0- to 6-inch slump after the addition of Type MR admixture.
- f. 0- to 7-inch slump after the addition of Type F or G admixture.
- g. 3- to 7-inch slump for tremie applications without admixture or with Type A or D admixture.
- h. 3- to 7-inch slump for tremie applications after the addition of Type MR admixture.
- i. 3- to 8-inch slump for tremie applications after the addition of Type F or G admixture.
- j. 6- to 8-inch slump for dry placed drilled shafts.
- k. 7- to 9-inch slump for wet placed drilled shafts.
- l. 3- to 5-inch slump without admixtures or with Type A or D admixture.
- m. 3- to 6-inch slump after the addition of Type MR admixture.
- n. 3- to 7-inch slump after the addition of Type F or G admixture.
- o. For concrete pavement repair mixtures, use 658 lb/cyd of cement when the weather is forecast to be above 50 degrees Fahrenheit or 752 lb/cyd when the weather is forecast to be 50 degrees Fahrenheit or below.
- p. Use aggregates only from geologically natural sources for pavement, shoulder, miscellaneous pavement (including ramps), concrete pavement overlay, bridge approach slab, structural concrete, drilled shaft, bridge railing, and bridge sidewalk applications.

- q. Unless otherwise required, use Coarse Aggregate 6AA or 17A for exposed structural concrete in bridges, retaining walls, and pump stations.
- r. The flexural and compressive strengths are not part of the specifications but are listed for informational purposes only and are the minimum strengths anticipated for the mix proportions specified for the various grades of concrete when cured under standard conditions.

A. Alkali-Silica Reactivity

Provide documentation to the Engineer that the concrete mixture does not present the potential for excessive expansion caused by alkali-silica reactivity (ASR). Provide current ASR test results (valid for two years from completion of testing), for the fine aggregate that is proposed to be used in the concrete from an independent testing laboratory proficient in ASR testing. The independent testing laboratory must certify, in writing, that all testing was conducted in accordance with the designated standard test procedures described herein. Test results must conform to the specified criterion for one of the following standard test methods. Use the Rounding Method described in ASTM E29 when determining significant digits for reporting expansion test results.

1. Method 1 – ASTM C1260 Mortar Bar Test

If the expansion of the mortar bars is less than 0.10 percent (rounded to the nearest 0.01 percent) at 14 days of immersion, the fine aggregate is considered non-deleterious to ASR and may be used in the concrete without the need for ASR mitigation.

2. Method 2 – ASTM C1293 Concrete Prism Test

a. If the expansion of concrete prisms is not greater than 0.040 percent (rounded to the nearest 0.001 percent) after 1 year, the fine aggregate is considered non-deleterious to ASR and may be used in the concrete without the need for ASR mitigation.

b. If the expansion of concrete prisms is greater than 0.040 percent, but not exceeding 0.120 percent (rounded to the nearest 0.001 percent) after 1 year, the fine aggregate is considered moderately deleterious to ASR and mitigation is required, as follows. A low-alkali cement with Na_2O equivalent alkalis ($\text{Na}_2\text{O} + 0.658 \times \text{percent K}_2\text{O}$) not exceeding 0.60 percent must be used in the concrete mixture to mitigate the potential for ASR. Slag cement or fly ash may be used in conjunction with the low-alkali cement. The total alkali content for the cementitious materials combination must not exceed 3 pounds per cubic yard of Na_2O equivalent.

3. Method 3 – ASTM C1567 Accelerated Mortar Bar Test

If no previous test data are available for the fine aggregate that shows it is resistant to ASR using either Method 1 or 2 above, replace 25 percent to 40 percent of the Portland cement in the concrete mixture with slag cement (Grade 100 minimum) or fly ash. A blended cement meeting the requirements of ASTM C595 containing Portland cement and slag cement or fly ash may also be used.

Demonstrate the ability of the fly ash or slag cement to control the deleterious expansion caused by ASR by molding and testing mortar bars according to the standard test method described in ASTM C1567, using the mix proportions and constituent sources for both the aggregates and the cementitious materials that will be used for the project. Make at least three test specimens for each cementitious materials-aggregate combination. If the

average of 3 mortar bars for a given cementitious materials-aggregate combination produces an expansion less than 0.10 percent (rounded to the nearest 0.01 percent) at 14 days of immersion, the JMF associated with that combination will be considered non-deleterious to ASR. If the average expansion is 0.10 percent (rounded to the nearest 0.01 percent) or greater, the JMF associated with that combination will be considered not sufficient to control the deleterious expansion caused by ASR and the JMF will be rejected.

The Engineer will not approve the use of the JMF if the expansion exceeds the respective threshold limits for the respective ASTM test method used.

B. Mix Documentation

Provide mix design and accompanying JMFs using the methods of verification included in this specification. Include sufficient information on constituent materials and admixtures, along with trial batch verified physical properties of the fresh concrete, mix proportions per cubic yard for all constituents, and compressive strength test results necessary to allow the Engineer to fully evaluate the expected performance of the concrete mixture.

Submit mix design and JMF; include accompanying documentation. List the source of materials, bulk density (unit weight) of coarse aggregate (rodding procedure or shoveling procedure), absorption of aggregates, relative density (specific gravity) of aggregates, aggregate correction factors, batch weights, and project specific or historical laboratory test data. Include the recorded air content of fresh concrete using the same admixture and cementitious material sources to be used in the production of the concrete for the project. A JMF will be approved only if all of the minimum mix design requirements specified in the contract have been met. Use of the MDOT Job Mix Formula Concrete Field Communication Form (MDOT Form Number 1976) is encouraged.

1. Job Mix Formula

Select proportions for concrete mixtures according to ACI Standard 211.1. The volume (oven-dry-rodded) of coarse aggregate per unit volume of concrete must be 65 percent, minimum.

Four methods of verification of proposed JMF are acceptable.

a. Method 1 – Trial Batches

Verification of JMF is based on trial batches with the same materials and proportions proposed for use on the project. Prepare at least one trial batch for each mix design in sufficient time before starting concrete placement to allow for review, according to subsection 2.01.A of this specification. Provide the results of temperature, slump, density (unit weight), air content of fresh concrete, 28-day compressive strength, and age of concrete at the time of strength testing, for a minimum of 3 independent samples. All samples may be taken from a single trial batch for a mix design, provided the trial batch is at least 4 cubic yards in volume. For JMF trial batch verification purposes only, 7-day compressive strength test results which report at least 70 percent of the specified 28-day lower specification limit will be sufficient documentation, in lieu of 28-day compressive strengths. The average of at least two strength test specimens represents one compressive strength sample test result for

each independent sample. Provide the necessary ASR documentation as described in subsection 2.01.A of this specification.

b. Method 2 – Same Mix

Verification of JMF is based on experience with the same mix design, JMF, and the same materials. Provide the results of temperature, slump, density (unit weight), air content of fresh concrete, 28-day compressive strength, and age of concrete at the time of strength testing, for a minimum of 3 independent samples produced within the previous 12 months. The average of at least two strength test specimens represents one compressive strength sample test result for each independent sample. Do not substitute material types or sources, including admixtures or cementitious materials, nor change mix proportions in the JMF. Provide the necessary ASR documentation as described in subsection 2.01.A of this specification.

c. Method 3 – Similar Mix

Verification of JMF is based on requirements described in Method 2 above. Substitution of coarse aggregate source is permitted if the new source is of the same geologic type as the original aggregate, and conforms to the specification requirements for the application. Substitution of fine aggregate is permitted only if the new source has been tested for ASR. Provide the necessary ASR documentation as described in subsection 2.01.A of this specification.

Provide the supporting laboratory trial batch documentation and accompanying calculations showing how the mix proportions in the JMF were adjusted, based on the documented differences in relative density (specific gravity), bulk density (unit weight), and absorption of the substituted aggregate sources, to produce a theoretical yield of 100 percent and the required fresh concrete properties.

d. Method 4 – Annual Verification

At the Engineer's option, verification may be accepted annually for a concrete plant rather than on a project basis provided the sources and proportions of the constituent materials, including cementitious materials and source and types admixtures, do not change. If the project is the continuation of work in progress during the previous construction season and written certification is submitted to the Engineer that materials from the same source and with the same mixture properties are to be used, the Engineer may waive the requirement for annual renewal verification of the JMF for the project. Provide the necessary ASR documentation as described in subsection 2.01.A of this specification.

C. Concrete Testing and Break Results

The Contractor shall submit a sample form that will be used to document concrete testing and break results, prior to start of construction, to be approved by the Engineer. The Contractor shall submit the approved form documenting results within three days of concrete testing.

PART 3 - EXECUTION

3.01 Sampling and Testing

The Engineer shall verify the Contractor's daily startup sampling and testing of temperature, slump, and air content of fresh concrete on the first load; conduct QA sampling and testing; monitor Contractor adherence to the QC plan; and inspect field placed materials in such a manner as to ensure that all concrete for the project is represented at a rate determined by the Engineer/Owner.

A. The following ASTM test methods will apply.

1. C31 – Standard Practice for Making and Curing Concrete Test Specimens in the Field
2. C39 – Standard Test Method for Compressive Strength of Cylindrical Concrete Specimens
3. C138 – Standard Test Method for Density (Unit Weight), Yield, and Air Content (Gravimetric) of Concrete
4. C143 – Standard Test Method for Slump of Hydraulic-Cement Concrete
5. C172 – Standard Practice for Sampling Freshly Mixed Concrete
6. C231 – Standard Test Method for Air Content of Freshly Mixed Concrete by the Pressure Method

B. Sampling

Sampling and testing shall be conducted by the Contractor during placement of the concrete. The Contractor shall take a random sample at a rate of approximately once per 50 cubic yards, based on the anticipated total quantity of concrete to be placed and site conditions, with a minimum of 1 sampling for each day of production per mix design. The sampling rate may be increased by the Engineer if project conditions warrant increased testing. A minimum of 3 cylinders shall be taken for each test (one 7-day break and two 28-day breaks).

The Contractor may elect to provide early concrete cylinder breaks. The Contractor is responsible for all additional costs and materials for providing early concrete cylinder breaks. Results for early cylinder breaks shall be submitted to and approved by the Engineer prior to beginning next related work item.

The Engineer shall perform Quality Assurance testing, on an as-needed basis, at a rate determined by the Engineer/Owner.

Samples will be taken from the concrete at the location as close to its final placement into the forms or on the grade as practical. If sampling from the discharge of the haul unit, the sample will be taken from approximately the middle $\frac{1}{3}$ of the load.

Samples for acceptance will not be taken at the concrete production facility (batch plant), nor prior to discharge from a concrete pump (excluding tremie seal placement applications).

C. Small Incidental Quantities

1. Reduced Quality Control (QC) for Small Incidental Quantities.

Reduced levels of on-site QC testing for concrete may be considered for small incidental quantities. Unless approved by the Engineer, multiple small incidental quantities, including ones that are placed consecutively throughout the project on the same day, are not eligible for reduced QC consideration if the total plan quantity of concrete for the item exceeds 100 cubic yards. Include details for reduced QC testing and oversight in the approved QC plan in accordance with following:

- a. The small incidental quantity of concrete will be limited to a single day's concrete placement of a maximum 20 cubic yards;
- b. The small incidental quantity of concrete is not an integral part of a structural load-bearing element;
- c. The Engineer has received written certification from the Contractor that the concrete supplier has a current QC plan in place and available for review upon request by the Engineer;
- d. The concrete supplier employs an MCA-certified Michigan Concrete Technician Level II available at the plant or on call during concrete placement to validate and authorize modifications to the concrete JMF;
- e. Prior to the first concreting operation, concrete representing the JMF for the small incidental quantity has been sampled and tested by an MCA-certified Michigan Concrete Technician Level I or Level II to verify that, historically, the JMF produced a concrete mixture meeting the minimum requirements for density (unit weight), slump, air content, and strength. Annual verification may be acceptable provided there are no changes to the material types or sources, including the cementitious materials and admixtures;
- f. The Engineer verifies that the temperature, slump, and air content conform to specification requirements at the start of the day's concreting operation associated with the small incidental quantity; and
- g. The Engineer is notified a minimum of 24 hours prior to concrete placement.

2. Reduced Quality Assurance (QA) for Small Incidental Quantities.

At the discretion of the Engineer, daily 28-day compressive strength QA test cylinders for small incidental quantities of concrete may not be required provided QA test cylinders representing the same JMF were sampled and molded at least once during the same week.

3.02 Suspension Limits

If during the pour the concrete is found to be out of the specifications in Table 2, then the pour shall be stopped until concrete can be provided that meets the project specifications. The Engineer will not pay for items placed with concrete that does not meet the following specifications.

Table 2	
Quality Characteristic	Suspension Limits
Air Content (percent)	<5.0 or >9.0
Air Content Loss (percent)	Greater than 1.5
Concrete Temperature (degrees Fahrenheit)	<45 or >90 at time of placement
Slump	See Table 1

3.03 Acceptance

Concrete items will be accepted based on the criteria in the items specification; concrete was placed within the limits of Table 2 and the average of the corresponding 28-day test cylinders being above the design strength.

PART 4 - MEASUREMENT AND PAYMENT

The work of onsite concrete testing and submitting concrete mix designs and accompanying documentation is considered included in other items of work and will not be paid for separately.

END OF SECTION

SECTION 01 45 16.02
DENSITY AND AGGREGATE TESTING

PART 1 - GENERAL

1.01 Work Included

This work includes material testing of soil, aggregates, stabilized mixtures, and pulverized pavement mixtures.

1.02 References

- A. Michigan Department of Transportation 2020 Standard Specifications for Construction
- B. Michigan Department of Transportation Density Testing and Inspection Manual
- C. Michigan Department of Transportation Procedures for Aggregate Inspection
- D. Michigan Test Methods (MTM)

1.03 Related Work

- A. Section 31 23 01 – Excavating, Filling, and Grading
- B. Section 32 11 23 – Aggregate Base
- C. Section 32 12 16 – HMA Paving
- D. Section 32 13 00 – Concrete Curb and Gutter, Sidewalk, and Miscellaneous Pavement
- E. Section 33 44 00 – Storm Sewers
- F. Section 33 46 16 – Underdrains

1.04 Quality Assurance and Quality Control

A. Soil and Aggregate Density Testing

- 1. The Contractor is responsible for all quality control density testing on this project. The Engineer will complete quality assurance density testing at a random rate.

B. Sand and Aggregate Gradation

The Contractor is to supply sand and aggregates in the Michigan Department of Transportation gradations, as specified by the project specifications.

Contractors are encouraged to use “prequalified” Michigan Department of Transportation aggregate sources. If the Contractor elects to use a non-prequalified source, then the Contractor shall be responsible for supplying the Engineer with Sieve Analysis (MTM109) and Loss by Washing (MTM108) at the following rates:

Coarse Aggregates	1 per 1,000 tons
Dense-Graded Aggregates	1 per 1,000 tons
Open-Graded Aggregates	1 per 1,000 tons

Granular Material Class I	1 per 1,000 tons
Granular Material Class II and IIA	1 per 3,000 cubic yards
Granular Material Class III	1 per 10,000 cubic yards
Fine Aggregate	1 per 1,000 tons

All Sieve Analysis and Loss by Washing reports shall be signed and sealed by a Professional Engineer.

1.05 Job Conditions

A. Access for Testing

The Contractor shall provide the Engineer safe access for testing technicians to complete any required testing. Reasonable time for testing shall be allowed by the Contractor.

B. Safety

The Contractor is responsible for conducting operations in a safe and orderly manner and in conformance with MIOSHA P.A. 154.

PART 2 - PRODUCTS

2.01 Submittals

The Contractor shall submit a Quality Control Testing plan to be approved by the Engineer. The Quality Control Testing plan shall include, at a minimum, the company performing the testing, certifications, equipment calibration reports, frequency of testing, procedure for notifying the Engineer if tests fail to meet specifications, corrective action plan, and sample form that will be used to document material testing results. The Contractor shall submit the approved form documenting results within three days of material testing.

PART 3 - EXECUTION

3.01 Minimum Percent of Compaction for Aggregates

The following are a minimum percent compaction for typical items of work. Note: Higher percent compaction may be required for specific items of work, see Section 3.06.03.B of the Michigan Department of Transportation 2020 Standard Specifications for Construction for those items.

A. Original Ground

Road Embankment Areas	90 percent
Bridges – within the limits as shown on the plans	95 percent

B. Cut Areas

Cuts requiring Sand Subbase	95 percent
Cuts not requiring Sand Subbase	95 percent
Subgrade for HMA Base, Aggregate Base, and Concrete Widening	95 percent
Trenches for under HMA Shoulders	98 percent*

C. Embankments and Backfill

Regular	95 percent*
---------	-------------

	(within top 3 feet)
Abutments with Piling	95 percent
Abutments without Piling	100 percent
Foundation Undercut Backfill	100 percent
Backfill for Bridges, Culverts, Utilities, Manholes, Catch Basins, Edge Drains, and Subgrade Undercuts	95 percent
Foundations and Miscellaneous Structures	95 percent
 D. Pavement Structure	
Subbase	95 percent*
Subbase for Slope Paving	90 percent
Aggregate Base under Concrete Pavement	95 percent*
Aggregate Base under HMA Pavement	98 percent*
Pulverized HMA Aggregate Base	98 percent
Recycled Concrete Aggregate Base – under Concrete Pavement	95 percent
Recycled Concrete Aggregate Base – under HMA Pavement	98 percent
Aggregate Base – Sleeper Slab and Bridge Approach	98 percent
Shoulders – Class I	98 percent*
Shoulders – Class II, III, and IV	95 percent*
Aggregate Surface	95 percent*
OGDC – used under Concrete and HMA Pavement	95 percent*
OGDC – used under Concrete and HMA Pavement (recycled material)	98 percent*
* May NOT exceed optimum moisture	

3.02 HMA Density

The density control target, “Theoretical Maximum Density” (TMD) for HMA shall be calculated using the Gmm from the Contractors approved HMA mix design. $TMD = Gmm \times 62.4$.

HMA Base Course	92 percent to 98 percent
HMA Leveling Course	92 percent to 98 percent
HMA Top Course	92 percent to 98 percent

The HMA layer must meet the required density target before the succeeding lift or traffic is placed on the pavement.

3.03 Testing Frequency

Each layer must be tested and meet compaction requirements before the succeeding layer is placed. The Engineer will test at a rate that is warranted for field conditions and Contractor means and methods. The list of frequencies below are minimums.

Subgrade	1 test per 500 feet per width of 24 feet or less
Embankment	1 test per 1,000 cubic yards of material and every lift
Subbase	1 test per 500 feet per width of 24 feet or less
Backfill	1 test per 300 cubic yards of material
Aggregate Base Course	1 test per 500 feet per width of 24 feet or less

HMA Mixtures	1 test per 500 feet per width of 24 feet or less
Shoulders	1 test per 1,000 feet each side
Sleeper Slab	1 test per bridge approach per stage
Foundations and Miscellaneous Structures	1 test per 1-foot lift or per 300 cubic yards
Trenching	1 test per 1,000 feet each side

3.04 Compaction Efforts

The Contractor shall continue to make compaction efforts to obtain the minimum standards given within this specification upon notification of a failing test. A passing test is required at every location of a failing test prior to starting the next related item of work.

END OF SECTION

SECTION 01 50 00
CONSTRUCTION FACILITIES AND TEMPORARY CONTROLS

PART 1 - GENERAL

1.01 Work Included

This work includes providing temporary facilities and controls during the construction of the project.

1.02 Related Work

A. Section 01 57 26 – Dust Control

PART 2 - PRODUCTS

Not Applicable

PART 3 - EXECUTION

3.01 Electricity

Electricity for use by the Contractor during the construction of the project shall be provided by the Contractor. The Contractor shall provide such temporary systems necessary to convey the electricity to the work area from the point of supply.

Temporary power supply systems shall comply with all applicable codes.

3.02 Lighting

The Contractor shall provide lighting for construction activities. The Contractor shall provide fixtures, switches, conductors, and other equipment for a complete system. The lighting system shall meet the requirements of all applicable codes.

Electricity for lighting will be paid for as described in Section 3.01.

3.03 Heat, Ventilation

The Contractor shall provide heat and ventilation, as required, to maintain specified conditions for construction operations and to protect materials, equipment, and finishes from damage due to temperature or humidity.

The Contractor shall provide ventilation of enclosed areas to cure materials, to disperse humidity, and to prevent accumulations of dust, fumes, vapors, or gases.

The Contractor shall provide ventilation of enclosed areas, as necessary, to maintain safe working areas as required by applicable codes.

3.04 Water

The Owner will provide water for construction activities, at the location of existing water lines, faucets, and hydrants. The Contractor shall provide such piping extensions, as necessary, to deliver the water to the location(s) required for construction activities.

3.05 Barriers

The Contractor shall provide barriers to prevent entry to construction areas or hazardous areas.

3.06 Enclosures

The Contractor shall provide temporary weather tight enclosures of openings in exterior surfaces to provide acceptable working conditions, protection of materials from the elements, and to prevent entry of unauthorized persons.

3.07 Protection of Installed Work

The Contractor shall control vehicle and pedestrian traffic and/or provide temporary protective coverings, as required, to protect installed or uncompleted work from damage.

3.08 Water Control

The Contractor shall grade the site to drain. Excavations shall be kept free of water. The Contractor shall provide pumps as required.

Water shall not be run to detrimentally affect adjacent buildings or properties.

3.09 Dust Control

The Contractor shall provide such measures, as necessary, to control dust emanating from the construction area in accordance with Section 01 57 26 – Dust Control.

3.10 Cleaning

The Contractor shall maintain the construction area free of debris and waste material. Debris and waste material resulting from construction operations shall be properly disposed of by the Contractor.

The Contractor shall clean areas, as required, for proper execution of the project work.

3.11 Drinking Water

The Contractor shall furnish drinking water for their workers.

3.12 Sanitary Facilities

The Contractor shall provide sanitary facilities for their workers as required by laws and regulations. The Contractor shall service and clean the facilities as needed or as directed by the Engineer.

END OF SECTION

SECTION 01 55 26
MAINTAINING TRAFFIC

PART 1 - GENERAL

1.01 Work Included

The Contractor shall execute the work in a manner such that traffic is maintained and access is provided to all residences, businesses, and commercial establishments.

1.02 References

- A. Michigan Department of Transportation 2020 Standard Specifications for Construction
- B. Michigan Manual on Uniform Traffic Control Devices

1.03 Related Work

- A. Section 01 57 26 – Dust Control

PART 2 - PRODUCTS

2.01 Signing

Signing and barricading shall be provided by the Contractor in accordance with the details on the plans, the Michigan Manual on Uniform Traffic Control Devices, the Michigan Department of Transportation Maintaining Traffic Typical, and the requirements of the road agency. Barricades left in place after dark shall be lighted.

The Contractor shall submit a plan of the proposed traffic control to the Engineer for review.

PART 3 - EXECUTION

3.01 Maintain Access to all Properties

It shall be the Contractor's responsibility to notify residents or occupants of property along the project of temporary closures of driveways or roads, in writing, a minimum of 24 hours in advance of closure. Sufficient advance warning shall be provided to allow notification of all affected parties. A copy of the written notification shall be provided to the Engineer.

The duration of any closure shall be limited to the minimum length of time necessary to complete the particular task requiring the closure. In no case shall a closure extend overnight, unless approved by the Engineer or Owner.

Upon completion of pipe installation or other work requiring a closure of a driveway, road, or sidewalk, the area shall be backfilled and regraded to meet adjacent grades. A temporary gravel surface shall be provided and maintained by the Contractor. The gravel shall meet the requirements of 23A series aggregate, as specified in the Michigan Department of Transportation 2020 Standard Specifications for Construction. Recycled HMA may also be utilized after approval of material by the Engineer. The gravel shall be placed to a depth of at least 8 inches.

3.02 Protection of Hazardous Areas

Excavation and hazardous areas shall be protected by barricades or snow fence. Barricades left in place at night shall be lighted.

3.03 Corrective Action

If in the Engineer's or Owner's opinion inadequate protection or maintenance of traffic is provided, the Engineer or Owner will attempt to contact the Contractor and notify them of the deficiency. If the Contractor cannot be notified or fails to make prompt corrections, the Owner or Engineer may authorize that said deficiencies be corrected by others. The cost of making such corrections will be charged to the Contractor.

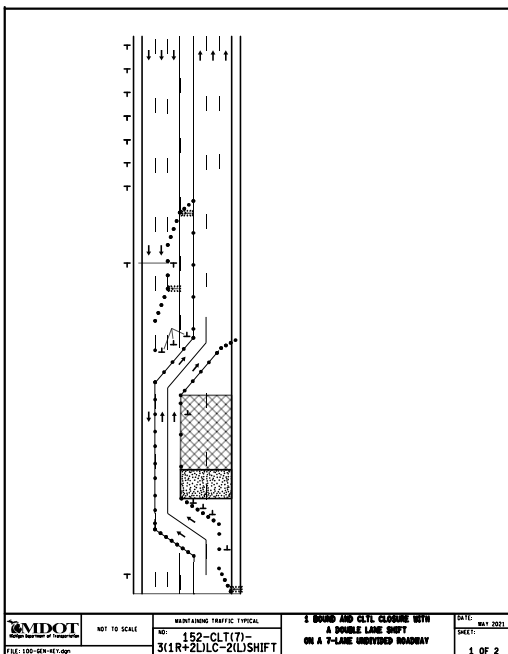
END OF SECTION

TYPICAL NUMBER KEY

CODES

AB = ARROW BOARD
 AW = ADVANCE WARNING
 C = CLOSURE
 CLT = CENTER LEFT TURN LANE
 CROSS = CROSSOVER
 CruSha = CRUSH AND SHAPE
 EM = EARLY MERGE
 EnR = ENTRANCE RAMP
 ExR = EXIT RAMP
 FW = FREEWAY
 GEN = GENERAL INFORMATION
 GORE = FREEWAY GORE AREA
 IN = INSIDE
 INT = INTERSECTION
 L = LANE
 (L) = LEFT
 LC = LANE CLOSURE
 LD = LONG DURATION

LO = LANE OPEN
 O = OUTSIDE (LANE CLOSURE)
 OUT = OUTSIDE OF SHOULDER
 MID = MIDDLE OF INTERSECTION OR ROAD
 NFW = NON-FREEWAY
 PARK = PARKING LANE
 PCMS = PORTABLE CHANGEABLE MESSAGE SIGN
 (R) = RIGHT
 ROLL = ROLLING ROADBLOCK
 RUM = RUMBLE STRIP
 SD = SHORT DURATION
 SHL = SHOULDER CLOSURE
 SIGN = SIGN
 SP = SPECIAL
 SPEED = SPEED
 STA = STOPPED TRAFFIC ADVISORY
 TR = TRAFFIC REGULATOR
 TS = TEMPORARY SIGNAL
 ZIP = ZIPPER MERGE



- 100 - GENERAL NOTES
- 110 - TRAFFIC REGULATORS
- 120 - NON-FREEWAY
- 130 - CENTER LEFT TURN (CLT) LANES
- 140 - PARKING LANES
- 150 - CLT 7 LANE SECTIONS
- 160 - SIGNAL WORK
- 200 - FREEWAY CLOSURES
- 210 - FREEWAY LANE SHIFTS
- 220 - FREEWAY ENTRANCE RAMPS
- 230 - FREEWAY EXIT RAMPS
- 300 - ADVANCE WARNINGS
- 310 - CROSSOVER CLOSURE
- 320 - CRUSH AND SHAPE
- 340 - MERGE SYSTEMS
- 350 - GORE LOCATIONS
- 360 - ROLLING ROADBLOCK
- 4000 - MAINTENANCE
- 5000 - SURVEY

EXAMPLE TYPICAL

CODE: 152-CTL(7)-3(1R+2L)LC-2(L)SHIFT

152 - TYPICAL NUMBER

CTL(7) = CENTER LEFT TURN LANE, 7 LANES TOTAL.

3(1R+2L)LC = 3 LANES CLOSED, (1 RIGHT LANE AND 2 LEFT LANES).

2(L)SHIFT = 2 LANES SHIFTED TO THE LEFT.

NOT TO SCALE

	NOT TO SCALE	MAINTAINING TRAFFIC TYPICAL	TYPICAL NUMBERING KEY	DATE: DECEMBER 2021
		NO: 100-GEN-KEY		SHEET: 1 OF 2
FILE: 100-GEN-KEY.dgn			1 OF 1	

DISTANCE BETWEEN TRAFFIC SIGNS, "D"

"D" DISTANCES	POSTED SPEED LIMIT, MPH (PRIOR TO WORK AREA)										
	25	30	35	40	45	50	55	60	65	70	75
D (FEET)	250	300	350	400	450	500	550	600	650	700	750

GUIDELINES FOR LENGTH OF LONGITUDINAL BUFFER SPACE, "B"

"B" LENGTHS	SPEED*, MPH (PRIOR TO WORK AREA)											
	20	25	30	35	40	45	50	55	60	65	70	75
B (FEET)	33	50	83	132	181	230	279	329	411	476	542	625

* POSTED SPEED, OFF-PEAK 85TH PERCENTILE SPEED PRIOR TO WORK STARTING, OR THE ANTICIPATED OPERATING SPEED.

MINIMUM MERGING TAPER LENGTH, "L" (FEET)

OFFSET (FEET)	POSTED SPEED LIMIT, MPH (PRIOR TO WORK AREA)										
	25	30	35	40	45	50	55	60	65	70	75
1	11	15	21	27	45	50	55	60	65	70	75
2	21	30	41	54	90	100	110	120	130	140	150
3	32	45	62	80	135	150	165	180	195	210	225
4	42	60	82	107	180	200	220	240	260	280	300
5	53	75	103	134	225	250	275	300	325	350	375
6	63	90	123	160	270	300	330	360	390	420	450
7	73	105	143	187	315	350	385	420	455	490	525
8	84	120	164	214	360	400	440	480	520	560	600
9	94	135	184	240	405	450	495	540	585	630	675
10	105	150	205	267	450	500	550	600	650	700	750
11	115	165	225	294	495	550	605	660	715	770	825
12	125	180	245	320	540	600	660	720	780	840	900
13	136	195	266	347	585	650	715	780	845	910	975
14	146	210	286	374	630	700	770	840	910	980	1050
15	157	225	307	400	675	750	825	900	975	1050	1125

NOT TO SCALE

	NOT TO SCALE	MAINTAINING TRAFFIC TYPICAL	"B", "D" AND "L" TABLES CHANNELIZING DEVICE SPACING, SIGN BORDER KEY, AND ROLL-AHEAD SPACING	DATE: MAY 2021
		NO: 101-GEN-SPACING-CHARTS		SHEET: 1 OF 3

THE FORMULAS FOR THE MINIMUM LENGTH OF A MERGING TAPER IN DERIVING THE "L" VALUES SHOWN IN THE ABOVE TABLES ARE AS FOLLOWS:

"L" = $\frac{W \times S^2}{60}$ WHERE POSTED SPEED PRIOR TO THE WORK AREA IS 40 MPH OR LESS

"L" = W X S WHERE POSTED SPEED PRIOR TO THE WORK AREA IS 45 MPH OR GREATER

L = MINIMUM LENGTH OF MERGING TAPER
 S = POSTED SPEED LIMIT IN MPH PRIOR TO WORK AREA
 W = WIDTH OF OFFSET

TYPES OF TAPERS

UPSTREAM TAPERS

- MERGING TAPER
- SHIFTING TAPER
- SHOULDER TAPER
- 2 TO 1 LANE ROAD TAPER

TAPER LENGTH

- L - MINIMUM
- 1/2 L - MINIMUM
- 1/3 L - MINIMUM
- 100' - MAXIMUM

DOWNSTREAM TAPERS
 (USE IS RECOMMENDED)


100' (PER LANE)

MAXIMUM SPACING FOR CHANNELIZING DEVICES

WORK ZONE SPEED LIMIT	DRUM AND 42" DEVICE SPACING (FT)		NIGHTTIME 42" DEVICE SPACING (FT)	
	TAPER	TANGENT	TAPER	TANGENT
< 45 MPH	1 x SPEED LIMIT	2 x SPEED LIMIT	25 FEET	50 FEET
≥ 45 MPH	50 FEET	100 FEET	25 FEET	50 FEET

SIGN OUTLINE KEY

DASHED OUTLINES INDICATE A SIGN THAT EXISTS ON SITE, AND NEEDS TO BE COVERED.



SOLID OUTLINES INDICATE A SIGN THAT IS TO BE PLACED ON THE PROJECT



NOT TO SCALE

	NOT TO SCALE	MAINTAINING TRAFFIC TYPICAL	"B", "D" AND "L" TABLES CHANNELIZING DEVICE SPACING SIGN BORDER KEY AND ROLL-AHEAD SPACING	DATE: MAY 2021
		NO: 101-GEN-SPACING-CHARTS		SHEET: 2 OF 3

GUIDELINES FOR ROLL-AHEAD DISTANCES FOR TMA VEHICLES – TEST LEVEL 2

WEIGHT OF TMA VEHICLE	PREVAILING SPEED (POSTED SPEED PRIOR TO WORK ZONE)	ROLL-AHEAD DISTANCE* (DISTANCE FROM FRONT OF TMA VEHICLE TO WORK AREA)
5.5 TONS (STATIONARY)	40 MPH OR LESS	25 FT

* ROLL-AHEAD DISTANCES ARE CALCULATED USING A 4,410 POUND IMPACT VEHICLE WEIGHT.

GUIDELINES FOR ROLL-AHEAD DISTANCES FOR TMA VEHICLES – TEST LEVEL 3

WEIGHT OF TMA VEHICLE	PREVAILING SPEED (POSTED SPEED PRIOR TO WORK ZONE)	ROLL-AHEAD DISTANCE* (DISTANCE FROM FRONT OF TMA VEHICLE TO WORK AREA)
5 TONS (MOBILE)	45 MPH	100 FT
	50-55 MPH	150 FT
	60-75 MPH	175 FT
12 TONS (STATIONARY)	45 MPH	25 FT
	50-55 MPH	25 FT
	60-75 MPH	50 FT

* ROLL-AHEAD DISTANCES ARE CALCULATED USING A 10,000 POUND IMPACT VEHICLE WEIGHT.



NOT TO SCALE

MAINTAINING TRAFFIC TYPICAL

NO: 101-GEN-SPACING-CHARTS

"B", "D" AND "L" TABLES
CHANNELIZING DEVICE SPACING
SIGN BORDER KEY AND ROLL AHEAD SPACING

DATE: MAY 2021

SHEET:

3 OF 3

THE FOLLOWING NOTES APPLY IF CALLED FOR ON THE TRAFFIC TYPICAL

GENERAL NOTES

- G1: SEE GEN-SPACING-CHARTS FOR COMMON VALUES INCLUDING:
 D = DISTANCE BETWEEN TRAFFIC CONTROL DEVICES
 L = MINIMUM LENGTH OF TAPER
 B = LENGTH OF LONGITUDINAL BUFFER
 ROLL AHEAD DISTANCE
- G2: DISTANCE BETWEEN SIGNS, "D", THE VALUES FOR WHICH ARE SHOWN IN TYPICAL GEN-KEY ARE APPROXIMATE AND MAY NEED ADJUSTING AS DIRECTED BY THE ENGINEER.
- G3: ALL TEMPORARY SIGNS, TYPE III BARRICADES, THEIR SUPPORT SYSTEMS AND LIGHTING MUST MEET NATIONAL COOPERATIVE HIGHWAY RESEARCH PROGRAM REPORT 350 (NCHRP 350) TEST LEVEL 3, OR MANUAL FOR ASSESSING SAFETY HARDWARE (MASH) TL-3 AS WELL AS THE CURRENT EDITION OF THE MICHIGAN MANUAL ON UNIFORM TRAFFIC CONTROL DEVICES, THE CURRENT EDITION OF THE STANDARD SPECIFICATIONS FOR CONSTRUCTION, THE STANDARD PLANS AND APPLICABLE SPECIAL PROVISIONS. ONLY DESIGNS AND MATERIALS APPROVED BY MDOT WILL BE ALLOWED.
- G4: DO NOT STORE EQUIPMENT, MATERIALS OR PERFORM WORK IN ESTABLISHED BUFFER AREAS.
- G5: ALL EXISTING PAVEMENT MARKINGS WHICH ARE IN CONFLICT WITH EITHER PROPOSED CHANGES IN TRAFFIC PATTERNS OR PROPOSED TEMPORARY TRAFFIC MARKINGS SHALL BE REMOVED BEFORE ANY CHANGE IS MADE IN THE TRAFFIC PATTERN. EXCEPTION WILL BE MADE FOR TRAFFIC PATTERNS FOR WORK LESS THAN THREE DAYS THAT ARE ADEQUATELY DELINEATED BY OTHER TRAFFIC CONTROL DEVICES.

SIGN NOTES

- S1: ALL NON-APPLICABLE SIGNING WITHIN THE CIA MUST BE MODIFIED TO FIT CONDITIONS, COVERED, OR REMOVED. FOR GUIDANCE SEE THE WORK ZONE SAFETY AND MOBILITY MANUAL, SECTIONS 6.01.09 AND 6.01.10.
- S2: R5-18b SIGNS ARE ONLY REQUIRED ON FREEWAY PROJECTS WITH A DURATION OF 15 DAYS OR LONGER OR NON-FREEWAY PROJECTS WITH A DURATION OF 90 DAYS OR LONGER. TO APPLY THIS TYPICAL WITHOUT R5-18b SIGNS, REMOVE THE SIGNS AND CONSOLIDATE THE SEQUENCE AS APPROPRIATE.
- S3: R5-18c IS ONLY REQUIRED IN THE INITIAL SIGNING SEQUENCE IN THE WORK ZONE. OMIT THIS SIGN IN SUBSEQUENT SEQUENCES IN THE SAME WORK ZONE.
- S4: ADDITIONAL SIGNING AND/OR ELONGATED SIGNING SEQUENCES SHOULD BE USED WHEN TRAFFIC VOLUMES ARE SIGNIFICANT ENOUGH TO CREATE BACKUPS BEYOND THE W20-5 SIGNS.
- S5: PLACE ADDITIONAL SPEED LIMIT SIGNS REFLECTING THE WORK ZONE SPEED AFTER EACH MAJOR CROSSROAD THAT INTERSECTS THE WORK ZONE, OR AFTER EACH ENTRANCE RAMP THAT COMES ONTO THE FREEWAY WHERE THE REDUCED SPEED IS IN EFFECT. PLACE ADDITIONAL SPEED LIMIT SIGNS AT INTERVALS ALONG THE ROADWAY SUCH THAT NO SPEED LIMIT SIGNS ARE MORE THAN 2 MILES APART. WHEN REDUCED SPEED LIMITS ARE UTILIZED IN THE WORK AREA, PLACE ADDITIONAL SPEED LIMIT SIGNS RETURNING TRAFFIC TO ITS NORMAL SPEED BEYOND THE LIMITS OF THE WORK AREA AS INDICATED. IF PERMANENT SIGNS DISPLAYING THE CORRECT SPEED LIMIT ARE POSTED, OMIT ALL W3-5b AND R2-1 SIGNS AND REDUCE SPACING ACCORDINGLY.
- S6: FABRICATE SPECIAL SIGNS IN ACCORDANCE WITH CURRENT SIGNING DESIGN STANDARDS.
- S7: PLACE ADDITIONAL R8-3 SIGNS AT A MAXIMUM 500' SPACING THROUGHOUT THE WORK ZONE.
- S8: WHEN SPEED LIMIT SIGNS CANNOT BE PLACED SIDE BY SIDE AS SHOWN, PLACE THEM "D" DISTANCE APART.
- S9: STOP SIGNS NOT REQUIRED IF SIGNALS ARE ON 4-WAY FLASHING RED. STOP AHEAD SIGNS ARE NOT REQUIRED IF THERE IS ADEQUATE VISIBILITY OF THE STOP SIGN OR IF SIGNALS ARE BEING USED TO CONTROL TRAFFIC.
- S10: PLACE REDUCED SPEED ZONE AHEAD SIGN (W3-5b) HERE WHEN USING A SPEED REDUCTION IN THIS DIRECTION.
- S11: THE NUMBER OF W1-6 SHIFT SIGNS TO PLACE FOR A SHIFT IS AS FOLLOWS:
 SHIFTS 4FT OR LESS, PLACE ONE W1-6(R)(L)
 SHIFTS 5FT TO 12FT, PLACE TWO W1-6(R)(L)
 SHIFTS MORE THAN 12FT, PLACE THREE OR MORE W1-6(R)(L) SIGNS DEPENDING UPON LENGTH OF SHIFT AND AS PER THE ENGINEER.
- S12: PLACE R2-1 SIGNS AS DETAILED IN NOTE S5 WHEN THERE IS A SPEED REDUCTION IN THIS DIRECTION

TRAFFIC REGULATOR NOTES

- TR1: TRAFFIC REGULATORS MUST FOLLOW ALL THE REQUIREMENTS IN THE STANDARD SPECIFICATIONS, THE STANDARD PLANS AND APPLICABLE SPECIAL PROVISIONS, THE CURRENT VERSIONS OF THE TRAFFIC REGULATOR'S INSTRUCTION MANUAL AND THE VIDEO "HOW TO SAFELY REGULATE TRAFFIC IN MICHIGAN". THE MAXIMUM DISTANCE BETWEEN THE TRAFFIC REGULATORS IS DETERMINED BY THE ROADWAY ADT, GEOMETRICS, AND AS DIRECTED BY THE ENGINEER.
- TR2: PROVIDE APPROPRIATE BALLOON LIGHTING TO SUFFICIENTLY ILLUMINATE TRAFFIC REGULATOR'S STATIONS WHEN TRAFFIC REGULATING IS ALLOWED DURING THE HOURS OF DARKNESS.
- TR3: PROVIDE EITHER A STOP/SLOW AFAD OR A RED/YELLOW LENS AFAD, MEETING THE REQUIREMENTS OF THE MMUTCD

TEMPORARY TRAFFIC CONTROL DEVICE NOTES

- TCD1: THE MAXIMUM DISTANCE IN FEET BETWEEN CHANNELIZING DEVICES IN A TAPER SHOULD NOT EXCEED 1.0 TIMES THE WORK ZONE SPEED LIMIT IN MPH FOR ROADWAYS WITH A POSTED WORK ZONE SPEED LIMIT LESS THAN 45 MPH AND SHOULD NOT EXCEED 50 FEET ON ROADWAYS WITH A POSTED WORK ZONE SPEED LIMIT OF 45 MPH OR GREATER. THE SPACING FOR 42 INCH CHANNELIZING DEVICE TAPERS ARE NOT TO EXCEED 25 FEET AT NIGHT.
- TCD2: THE MAXIMUM DISTANCE IN FEET BETWEEN CHANNELIZING DEVICES IN A TANGENT SHOULD NOT EXCEED TWICE THE WORK ZONE SPEED LIMIT IN MPH FOR ROADWAYS WITH A POSTED WORK ZONE SPEED LIMIT LESS THAN 45 MPH AND SHOULD NOT EXCEED 100 FEET ON ROADWAYS WITH A POSTED WORK ZONE SPEED LIMIT OF 45 MPH OR GREATER. THE SPACING FOR 42 INCH CHANNELIZING DEVICE TANGENTS ARE NOT TO EXCEED 50 FEET AT NIGHT.
- TCD3: TYPE III BARRICADES MUST BE LIGHTED FOR OVERNIGHT CLOSURES.
- TCD4: WHEN THE HAUL ROAD IS NOT IN USE, PLACE LIGHTED TYPE III BARRICADES WITH "ROAD CLOSED" EXTENDING COMPLETELY ACROSS THE HAUL ROAD.
- TCD5: USE OBJECT MARKER SIGNS IN LIEU OF THE TYPE B HIGH INTENSITY LIGHT SHOWN IN THE STANDARD PLAN FOR TEMPORARY CONCRETE BARRIER (R-53, AND R-126) WHEN USED WITH A TEMPORARY SIGNAL SYSTEM. THE OBJECT MARKERS MUST BE A MINIMUM OF 12 INCHES IN WIDTH AND 36 INCHES IN HEIGHT AND HAVE ORANGE AND WHITE RETROREFLECTIVE SHEETING. THE RETROREFLECTIVE SHEETING MUST HAVE ALTERNATING DIAGONAL ORANGE AND WHITE STRIPES SLOPING DOWNWARD AT AN ANGLE OF 45 DEGREES IN THE DIRECTION VEHICULAR TRAFFIC IS TO PASS.
- TCD6: PLACE LIGHTED ARROW PANELS AS CLOSE TO THE BEGINNING OF TAPERS AS PRACTICAL, BUT NOT IN A MANNER THAT WILL OBSCURE OR CONFUSE APPROACHING MOTORISTS WHEN PHYSICAL LIMITATIONS RESTRICT PLACEMENT. IN CURBED SECTIONS, IF ARROW BOARD CANNOT BE PLACED BEHIND CURB, PLACE ARROW BOARD IN THE CLOSED LANE AS CLOSE TO THE BEGINNING OF TAPER AS POSSIBLE.
- TCD7: ADDITIONAL TYPE III BARRICADES MAY BE REQUIRED TO COMPLETELY CLOSE OFF ROAD FROM EDGE OF PAVEMENT TO EDGE OF PAVEMENT.
- TCD8: WHERE THE SHIFTED SECTION IS SHORTER THAN 600 FEET, A DOUBLE REVERSE CURVE SIGN (W24-1) CAN BE USED INSTEAD OF THE FIRST REVERSE CURVE SIGN, AND THE SECOND REVERSE CURVE SIGN CAN BE OMITTED.
- TCD9: RUMBLE STRIPS ARE TO BE PLACED AS SPECIFIED IN THE CONTRACT. IF NOT SPECIFIED IN THE CONTRACT, PLACE RUMBLE STRIPS AS SHOWN, AND IN ACCORDANCE WITH THE RUMBLE STRIP MANUFACTURER'S RECOMMENDATIONS. AN ARRAY OF RUMBLE STRIPS CONTAINS THREE RUMBLE STRIPS. PLACE THE RUMBLE STRIPS IN THE ARRAY AT A CONSISTENT DISTANCE, BETWEEN 10' AND 20' APART.
- TCD10: SEE THE WORK ZONE SAFETY AND MOBILITY MANUAL, PORTABLE CHANGEABLE MESSAGE SIGN GUIDELINES FOR RECOMMENDED AND CORRECT PCMS MESSAGING. STAGGER PCMS THAT ARE ON OPPOSING SIDES OF THE ROAD 1000 FEET FROM EACH OTHER.

RAMP NOTES

- RMP1: WHEN CONDITIONS ALLOW, E5-1 SIGNS MUST BE REMOVED OR COVERED AND CHANNELIZING DEVICES MUST BE POSITIONED TO ENABLE RAMP TRAFFIC TO DIVERGE IN A FREE MANNER
- RMP2: STOP AND YIELD CONDITIONS SHOULD BE AVOIDED WHENEVER PRACTICAL. WHEN CONDITIONS WARRANT, R1-1 SIGNS MAY BE USED IN PLACE OF R1-2 SIGNS. WHEN R-1 SIGNS ARE USED, W3-1 SIGNS MUST BE USED IN PLACE OF W3-2 SIGNS. CONSIDERATION SHOULD BE GIVEN TO CLOSING THE RAMP TO COMPLETE WORK TO ALLOW AN ADEQUATE MERGE DISTANCE. WORK SHOULD BE EXPEDITED TO AVOID THE STOP AND/OR YIELD CONDITIONS.

	NOT TO SCALE	MAINTAINING TRAFFIC TYPICAL	TRAFFIC TYPICALS NOTE SHEET	DATE: MAY 2022
		NO: 102-GEN-NOTES		SHEET: 1 OF 2
FILE: 102-GEN-NOTES.dgn				

THE FOLLOWING NOTES APPLY IF CALLED FOR ON THE TRAFFIC TYPICAL

SIGNAL NOTES

- SIG1: EXISTING SIGNAL MUST BE EITHER 4-WAY FLASHING RED, BAGGED, OR TURNED OFF.
- SIG2: SIGNAL IS IN OPERATION.
- SIG3: DELINEATE THE WORK ZONE AREA WITH 28 INCH CONES FOR DAYTIME WORK, OR 42 INCH CHANNELIZING DEVICES FOR NIGHTTIME WORK.
- SIG4: THE CONTRACTOR MUST HAVE A DESIGNATED SPOTTER IF THE AERIAL BUCKET TRUCK IS LOCATED OVER ACTIVE TRAVEL LANES.
- SIG5: THE LOWEST POINT OF THE BUCKET MAY NOT TRAVEL BELOW 14 FOOT VERTICAL CLEARANCE. THE CONTRACTOR MUST UTILIZE AN ALTERNATE SET UP, OR PLACE THE INTERSECTION IN A 4 WAY STOP IF THE 14 FOOT VERTICAL CLEARANCE IS COMPROMIZED. USE TRAFFIC REGULATORS TO CONTROL TRAFFIC THROUGH THE INTERSECTION WHEN TRAFFIC IS PLACED IN A 4 WAY STOP.
- SIG6: DELINEATE THE TRUCK WITH CHANNELIZING DEVICES. THE POSITION OF THE TRUCK MAY BE MOVED TO FACILITATE WORK.

MAINTENANCE AND SURVEYING NOTES

- MS1: WHENEVER STOPPING SIGHT DISTANCE EXISTS TO THE REAR, THE SHADOW VEHICLES SHOULD MAINTAIN THE RECOMENDED DISTANCE FROM THE WORK AREA AND PROCEED AT THE SAME SPEED. THE SHADOW VEHICLE SHOULD SLOW DOWN AND TRAVEL AT A FARTHER DISTANCE TO PROVIDE ADEQUATE SIGHT DISTANCE IN ADVANCE OF VERTICAL OR HORIZONTAL CURVES.
- MS2: WORKERS OUTSIDE OF VEHICLES SHOULD WORK WITHIN 150' OF WORK VEHICLES WITH AN ACTIVATED BEACON, BETWEEN THE "BEGIN WORK CONVOY" SIGN AND THE "END WORK CONVOY" SIGN, OR BETWEEN THE "WORK ZONE BEGINS" AND "END ROAD WORK" SIGN.
- MS3: WORK OR SHADOW VEHICLES WITH OR WITHOUT A TMA MAY BE USED TO SEPARATE THE WORK SPACE FROM TRAFFIC. IF USED, THE VEHICLES SHOULD BE PARKED ACCORDING TO THE ROLL AHEAD DISTANCE TABLES.
- MS4: WORK AND SHADOW VEHICLES SHALL BE APPROPRIATELY EQUIPPED WITH AN ACTIVATED AMBER BEACON.
- MS5: WHEN WORKERS ARE OUTSIDE THEIR VEHICLES IN AN EXISTING LANE WHILE A MOBILE OPERATION IS OCCURRING DURING THE NIGHTTIME HOURS, CHANNELIZING DEVICES TO DELINEATE OPEN OR CLOSED LANES AT 50 FT SPACING MUST BE USED. AN EXAMPLE OF AN OPERATION (BUT NOT LIMITED TO) IS THE LAYOUT OF CONCRETE PATCHES.
- MS6: W21-6 AND W20-1 SIGNS MAY BE SUBSTITUTED AS DETERMINED BY THE TYPE OF WORK TAKING PLACE AS PER THE ENGINEER.



NOT TO SCALE

MAINTAINING TRAFFIC TYPICAL

NO: 102-GEN-NOTES

TRAFFIC TYPICALS
NOTE SHEET

DATE: MAY 2022
SHEET:

2 OF 2

SIGN NUMBER KEY

 E5-1f 48" x 48" 60" x 48"	 E5-2 48" x 36"	 E5-2a 48" x 36"	 E5-3 48" x 36"	 E13-1P VAR x 24"	 E13-1aP 36" x 24"	 G20-1 60" x 24"	 G20-2 48" x 24"
 G20-4 36" x 18"	 I-6a 18" x 18" 24" x 24" 30" x 30"	 M1-1 18" x 18" 24" x 24" 36" x 36" 48" x 48"	 M1-1 22.5" x 18" 30" x 24" 45" x 36" 60" x 48"	 M1-2 18" x 18" 24" x 24" 36" x 36" 48" x 48"	 M1-2 22.5" x 18" 30" x 24" 45" x 36" 60" x 48"	 M1-3 18" x 18" 24" x 24" 36" x 36" 48" x 48"	 M1-3 22.5" x 18" 30" x 24" 45" x 36" 60" x 48"
 M1-4 18" x 18" 24" x 24" 36" x 36" 48" x 48"	 M1-4 22.5" x 18" 30" x 24" 45" x 36" 60" x 48"	 M1-5 18" x 18" 24" x 24" 30" x 30" 36" x 36"	 M1-5a 18" x 18" 24" x 24"	 M1-6 18" x 18" 24" x 24" 36" x 36"	 M1-6 22.5" x 18" 30" x 24" 45" x 36"	 M3-1 12" x 6" 18" x 9" 24" x 12" 30" x 15" 36" x 18"	 M3-2 12" x 6" 18" x 9" 24" x 12" 30" x 15" 36" x 18"
 M3-3 12" x 6" 18" x 9" 24" x 12" 30" x 15" 36" x 18"	 M3-4 12" x 6" 18" x 9" 24" x 12" 30" x 15" 36" x 18"	 M4-1 12" x 6" 18" x 9" 24" x 12" 30" x 15" 36" x 18"	 M4-1a 12" x 6" 18" x 9" 24" x 12" 30" x 15" 36" x 18"	 M4-2 12" x 6" 18" x 9" 24" x 12" 30" x 15" 36" x 18"	 M4-3 12" x 6" 18" x 9" 24" x 12" 30" x 15" 36" x 18"	 M4-4 18" x 9" 24" x 12" 30" x 15" 36" x 18"	 M4-5 12" x 6" 18" x 9" 24" x 12" 30" x 15" 36" x 18"
 M4-6 12" x 6" 18" x 9" 24" x 12" 30" x 15" 36" x 18"	 M4-7 12" x 6" 18" x 9" 24" x 12" 30" x 15" 36" x 18"	 M4-7a 12" x 6" 18" x 9" 24" x 12" 30" x 15" 36" x 18"	 M4-8 12" x 6" 18" x 9" 24" x 12" 30" x 15"	 M4-8a 24" x 18"	 M4-8b 24" x 12"	 M4-9L 30" x 24" 48" x 36" 60" x 48"	 M4-9R 30" x 24" 48" x 36" 60" x 48"
 M4-9j 30" x 24" 48" x 36" 60" x 48"	 M4-9kL 30" x 30" 48" x 42" 60" x 54"	 M4-9kR 30" x 30" 48" x 42" 60" x 54"	 M4-9mL 30" x 30" 48" x 42" 60" x 54"	 M4-9mR 30" x 30" 48" x 42" 60" x 54"	 M4-9dL 12" x 18"	 M4-9dR 12" x 18"	 M4-9e 12" x 18"
 M4-9f 12" x 18"	 M4-9gL 12" x 18"	 M4-9gR 12" x 18"	 M4-9h 12" x 24"	 M4-9i 12" x 18"	 M4-10L 48" x 18"	 M4-10R 48" x 18"	 M4-11a 12" x 6" 18" x 9" 24" x 12" 30" x 15" 36" x 18"
 M5-1L 12" x 9" 21" x 15" 30" x 21"	 M5-1R 12" x 9" 21" x 15" 30" x 21"	 M5-2L 12" x 9" 21" x 15" 30" x 21"	 M5-2R 12" x 9" 21" x 15" 30" x 21"	 M5-3 12" x 9" 21" x 15" 30" x 21"	 M6-1L 12" x 9" 18" x 12" 21" x 15" 30" x 21"	 M6-1R 12" x 9" 18" x 12" 21" x 15" 30" x 21"	 M6-2L 12" x 9" 18" x 12" 21" x 15" 30" x 21"
 M6-2R 12" x 9" 18" x 12" 21" x 15" 30" x 21"	 M6-3 12" x 9" 18" x 12" 21" x 15" 30" x 21"	 M6-4 12" x 9" 18" x 12" 21" x 15" 30" x 21"	 M6-5 12" x 9" 18" x 12" 21" x 15" 30" x 21"	 M6-6L 12" x 9" 18" x 12" 21" x 15" 30" x 21"	 M6-6R 12" x 9" 18" x 12" 21" x 15" 30" x 21"	 M6-7L 12" x 9" 18" x 12" 21" x 15" 30" x 21"	 M6-7R 12" x 9" 18" x 12" 21" x 15" 30" x 21"

SEE MDOT SHS 13-WORK ZONE FOR SIGN DETAILS



NOT TO SCALE

MAINTAINING TRAFFIC TYPICAL

NO:

103-GEN-SIGN

TRAFFIC TYPICALS
SIGN SHEET

DATE:
JUNE 2021

SHEET:

1 OF 5

SIGN NUMBER KEY

NORTH
10
KEEP LEFT
M8-1gL
36" x 66"

SOUTH
27
KEEP RIGHT
M8-1gR
36" x 66"

NORTH SOUTH
10 27
M8-2d
60" x 48"

OM-3L
12" x 36"
24" x 48"
36" x 72"

OM-3R
12" x 36"
24" x 48"
36" x 72"

STOP
R1-1
18" x 18"
24" x 24"
30" x 30"
36" x 36"
48" x 48"

FRONT BACK
STOP SLOW
R1-1a
18" x 18"
24" x 24"

YIELD
R1-2
18"
24"
30"
36"
48"
60"

TO ONCOMING TRAFFIC
R1-2aP
24" x 18"
36" x 30"
48" x 36"

SPEED LIMIT
XX
R2-1
18" x 24"
24" x 30"
30" x 36"
36" x 48"
48" x 60"

WHERE WORKERS PRESENT
45
R2-1a
48" x 60"

R3-1
24" x 24"
30" x 30"
36" x 36"
48" x 48"

R3-2
24" x 24"
30" x 30"
36" x 36"
48" x 48"

NO TURNS
R3-3
24" x 24"
36" x 36"
48" x 48"

R3-4
24" x 24"
30" x 30"
36" x 36"
48" x 48"

ONLY
R3-5L
30" x 36"
36" x 48"

ONLY
R3-5R
30" x 36"
36" x 48"

ONLY
R3-5a
30" x 36"
36" x 48"

R3-6L
30" x 36"
42" x 48"

R3-6R
30" x 36"
42" x 48"

LEFT LANE MUST TURN LEFT
R3-7L
30" x 30"
36" x 36"

RIGHT LANE MUST TURN RIGHT
R3-7R
30" x 30"
36" x 36"

ONLY ONLY
R3-8c
36" x 30"

ONLY ONLY
R3-8d
36" x 30"

DO NOT PASS
R4-1
12" x 18"
18" x 24"
24" x 30"
36" x 48"
48" x 60"

PASS WITH CARE
R4-2
12" x 18"
18" x 24"
24" x 30"
36" x 48"
48" x 60"

R4-7
12" x 18"
18" x 24"
24" x 30"
36" x 48"
48" x 60"

R4-8
18" x 24"
24" x 30"
36" x 48"
48" x 60"

STAY IN LANE
R4-9
18" x 24"
24" x 30"
36" x 48"
48" x 60"

DO NOT ENTER
R5-1
30" x 30"
36" x 36"
48" x 48"

WRONG WAY
R5-1a
30" x 18"
36" x 24"
42" x 30"

INJURE / KILL A WORKER \$7500+ 15 YEARS
R5-18b
48" x 60"

WORK ZONE BEGINS
R5-18c
48" x 48"

BEGIN WORK CONVOY
R5-18d
78" x 12"

END WORK CONVOY
R5-18e
72" x 12"

USE ALL LANES DURING BACKUPS
R5-18f
48" x 60"

FORM ONE LANE RIGHT
R5-18g
30" x 42"

DO NOT FOLLOW TRUCKS INTO WORK ZONE
R5-18h
48" x 60"

ONE WAY
R6-1L
36" x 12"
54" x 18"

ONE WAY
R6-1R
36" x 12"
54" x 18"

ONE WAY
R6-2L
12" x 16"
18" x 24"
24" x 30"
36" x 48"
48" x 60"

ONE WAY
R6-2R
12" x 16"
18" x 24"
24" x 30"
36" x 48"
48" x 60"

R8-3
12" x 12"
18" x 18"
24" x 24"
36" x 36"
48" x 48"

PEDESTRIAN CROSSWALK
R9-8
36" x 18"

SIDEWALK CLOSED
R9-9
24" x 12"
30" x 18"

SIDEWALK CLOSED USE OTHER SIDE
R9-10
24" x 12"
48" x 24"

SIDEWALK CLOSED AHEAD CROSS HERE
R9-11L
24" x 12"
48" x 36"

SIDEWALK CLOSED AHEAD CROSS HERE
R9-11R
24" x 12"
48" x 36"

SIDEWALK CLOSED CROSS HERE
R9-11aL
24" x 12"
48" x 24"

SIDEWALK CLOSED CROSS HERE
R9-11aR
24" x 12"
48" x 24"

STOP HERE ON RED
R10-6b
36" x 54"

ROAD CLOSED
R11-2
48" x 30"

RAMP CLOSED
R11-2a
48" x 30"

EXIT CLOSED
R11-2b
48" x 30"

CROSSOVER CLOSED
R11-2c
60" x 30"

ROAD CLOSED 10 MILES AHEAD LOCAL TRAFFIC ONLY
R11-3a
60" x 30"

BRIDGE OUT 10 MILES AHEAD LOCAL TRAFFIC ONLY
R11-3b
60" x 30"

ROAD CLOSED TO THRU TRAFFIC
R11-4
60" x 30"

SEE MDOT SHS 13-WORK ZONE FOR SIGN DETAILS



NOT TO SCALE

MAINTAINING TRAFFIC TYPICAL

NO: 103-GEN-SIGN

TRAFFIC TYPICALS SIGN SHEET

DATE: JUNE 2021
SHEET:

SIGN NUMBER KEY



W1-1L
18" x 18"
24" x 24"
30" x 30"
36" x 36"
48" x 48"



W1-1R
18" x 18"
24" x 24"
30" x 30"
36" x 36"
48" x 48"



W1-2L
18" x 18"
24" x 24"
30" x 30"
36" x 36"
48" x 48"



W1-2R
18" x 18"
24" x 24"
30" x 30"
36" x 36"
48" x 48"



W1-2bL
36" x 36"
48" x 48"



W1-2bR
36" x 36"
48" x 48"



W1-3L
18" x 18"
24" x 24"
30" x 30"
36" x 36"
48" x 48"



W1-3R
18" x 18"
24" x 24"
30" x 30"
36" x 36"
48" x 48"



W1-4L
18" x 18"
24" x 24"
30" x 30"
36" x 36"
48" x 48"



W1-4R
18" x 18"
24" x 24"
30" x 30"
36" x 36"
48" x 48"



W1-4bL
24" x 24"
30" x 30"
36" x 36"
48" x 48"



W1-4bR
24" x 24"
30" x 30"
36" x 36"
48" x 48"



W1-4cL
24" x 24"
30" x 30"
36" x 36"
48" x 48"



W1-4cR
24" x 24"
30" x 30"
36" x 36"
48" x 48"



W24-1L
30" x 30"
36" x 36"
48" x 48"

ALL LANES

W24-1cP
24" x 18"
30" x 24"



W24-1R
30" x 30"
36" x 36"
48" x 48"



W24-1aL
30" x 30"
36" x 36"
48" x 48"



W24-1aR
30" x 30"
36" x 36"
48" x 48"



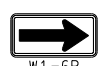
W24-1bL
30" x 30"
36" x 36"
48" x 48"



W24-1bR
30" x 30"
36" x 36"
48" x 48"



W1-6L
24" x 12"
36" x 18"
48" x 24"
60" x 30"
96" x 48"



W1-6R
24" x 12"
36" x 18"
48" x 24"
60" x 30"
96" x 48"



W1-8L
12" x 18"
18" x 24"
24" x 30"
30" x 36"
36" x 48"



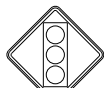
W1-8R
12" x 18"
18" x 24"
24" x 30"
30" x 36"
36" x 48"



W3-1
18" x 18"
24" x 24"
30" x 30"
36" x 36"
48" x 48"



W3-2
18" x 18"
24" x 24"
30" x 30"
36" x 36"
48" x 48"



W3-3
18" x 18"
30" x 30"
36" x 36"
48" x 48"



W3-4
30" x 30"
36" x 36"
48" x 48"
60" x 60"



W3-4b
30" x 30"
36" x 36"
48" x 48"



W3-5
36" x 36"
48" x 48"



W3-5a
30" x 30"
36" x 36"
48" x 48"
60" x 60"



W3-5b
30" x 30"
36" x 36"
48" x 48"



W4-1L
24" x 24"
30" x 30"
36" x 36"
48" x 48"



W4-1R
24" x 24"
30" x 30"
36" x 36"
48" x 48"



W4-2L
30" x 30"
36" x 36"
48" x 48"



W4-2R
30" x 30"
36" x 36"
48" x 48"



W4-3L
30" x 30"
36" x 36"
48" x 48"



W4-3R
30" x 30"
36" x 36"
48" x 48"



W4-5L
24" x 24"
30" x 30"
36" x 36"
48" x 48"



W4-5R
24" x 24"
30" x 30"
36" x 36"
48" x 48"



W4-5P
18" x 24"
24" x 30"



W4-6L
24" x 24"
30" x 30"
36" x 36"
48" x 48"



W4-6R
24" x 24"
30" x 30"
36" x 36"
48" x 48"



W4-7L
30" x 30"
36" x 36"
48" x 48"
60" x 60"



W4-7R
30" x 30"
36" x 36"
48" x 48"
60" x 60"



W5-1
30" x 30"
36" x 36"
48" x 48"



W5-2
18" x 18"
30" x 30"
36" x 36"
48" x 48"



W5-3
24" x 24"
30" x 30"
36" x 36"
48" x 48"



W5-4
30" x 30"
36" x 36"
48" x 48"



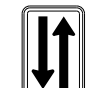
W6-1
30" x 30"
36" x 36"
48" x 48"



W6-2
30" x 30"
36" x 36"
48" x 48"



W6-3
30" x 30"
36" x 36"
48" x 48"



W6-4
12" x 18"



W7-1
24" x 24"
30" x 30"
36" x 36"
48" x 48"



W7-1a
24" x 24"
30" x 30"
36" x 36"
48" x 48"



W8-1
18" x 18"
24" x 24"
30" x 30"
36" x 36"
48" x 48"

SEE MDOT SHS 13-WORK ZONE FOR SIGN DETAILS



NOT TO SCALE

MAINTAINING TRAFFIC TYPICAL

NO:

103-GEN-SIGN

TRAFFIC TYPICAL
SIGN SHEET

DATE:
JUNE 2021

SHEET:

3 OF 5

SIGN NUMBER KEY



W8-2
18" x 18"
24" x 24"
30" x 30"
36" x 36"
48" x 48"



W8-3
18" x 18"
30" x 30"
36" x 36"
48" x 48"



W8-4
18" x 18"
24" x 24"
30" x 30"
36" x 36"
48" x 48"



W8-5
24" x 24"
30" x 30"
36" x 36"
48" x 48"



W8-5P
24" x 18"
30" x 24"
36" x 30"



W8-7
24" x 24"
30" x 30"
36" x 36"
48" x 48"



W8-8
24" x 24"
30" x 30"
36" x 36"
48" x 48"



W8-9
24" x 24"
30" x 30"
36" x 36"
48" x 48"



W8-11
24" x 24"
30" x 30"
36" x 36"
48" x 48"



W8-12
30" x 30"
36" x 36"
48" x 48"



W8-14
24" x 24"
30" x 30"
36" x 36"
48" x 48"



W8-15
24" x 24"
30" x 30"
36" x 36"
48" x 48"



W8-15P
24" x 18"
30" x 24"
36" x 30"



W8-17L
24" x 24"
30" x 30"
36" x 36"
48" x 48"



W8-17R
24" x 24"
30" x 30"
36" x 36"
48" x 48"



W8-17P
24" x 18"
30" x 24"
36" x 30"



W8-18
24" x 24"
36" x 36"
48" x 48"



W8-23
24" x 24"
36" x 36"
48" x 48"



W8-24
30" x 30"
36" x 36"
48" x 48"



W8-25
24" x 24"
30" x 30"
36" x 36"
48" x 48"



W8-26
36" x 36"
48" x 48"



W9-1L
24" x 24"
30" x 30"
36" x 36"
48" x 48"



W9-1R
24" x 24"
30" x 30"
36" x 36"
48" x 48"



W9-2L
30" x 30"
36" x 36"
48" x 48"



W9-2R
30" x 30"
36" x 36"
48" x 48"



W9-3C
30" x 30"
36" x 36"
48" x 48"
60" x 60"



W9-3L
30" x 30"
36" x 36"
48" x 48"
60" x 60"



W9-3R
30" x 30"
36" x 36"
48" x 48"
60" x 60"



W9-3a
30" x 30"
36" x 36"
48" x 48"
60" x 60"



W9-3b
30" x 30"
36" x 36"
48" x 48"
60" x 60"



W11-10
24" x 24"
30" x 30"
36" x 36"
48" x 48"



W11-10a
30" x 30"
36" x 36"
48" x 48"



W11-24
36" x 36"
48" x 48"



W12-1
24" x 24"
30" x 30"
36" x 36"
48" x 48"



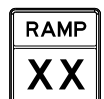
W12-2
18" x 18"
24" x 24"
30" x 30"
36" x 36"
48" x 48"



W13-1P
18" x 18"
24" x 24"
30" x 30"



W13-2
24" x 30"
36" x 48"
48" x 60"



W13-3
24" x 30"
36" x 48"
48" x 60"




W13-4P
24" x 24"
36" x 36"




W13-6
24" x 42"
36" x 60"
48" x 84"



W13-6a
24" x 42"
36" x 60"
48" x 84"



W13-7
24" x 42"
36" x 60"
48" x 84"



W13-7a
24" x 42"
36" x 60"
48" x 84"



W14-3
36" x 24"
40" x 30"
48" x 36"
64" x 48"



W16-2P
18" x 12"
24" x 18"
30" x 24"



W16-4aP
18" x 12"
24" x 18"
30" x 24"
36" x 30"



W16-12P
24" x 18"



W16-13P
24" x 18"
30" x 24"



W20-1
24" x 24"
30" x 30"
36" x 36"
48" x 48"
60" x 60"



W20-1a
24" x 24"
30" x 30"
36" x 36"
48" x 48"
60" x 60"



W20-1b
24" x 24"
30" x 30"
36" x 36"
48" x 48"
60" x 60"



W20-1c
24" x 24"
30" x 30"
36" x 36"
48" x 48"
60" x 60"



W20-1d
24" x 24"
30" x 30"
36" x 36"
48" x 48"
60" x 60"



W20-2
30" x 30"
36" x 36"
48" x 48"



W20-3
30" x 30"
36" x 36"
48" x 48"



W20-3a
30" x 30"
36" x 36"
48" x 48"

SEE MDOT SHS 13-WORK ZONE FOR SIGN DETAILS



NOT TO SCALE

MAINTAINING TRAFFIC TYPICAL

NO:

103-GEN-SIGN

TRAFFIC TYPICALS
SIGN SHEET

DATE:
JUNE 2021

SHEET:

4 OF 5

SIGN NUMBER KEY



W20-3b
30" x 30"
36" x 36"
48" x 48"



W20-4
30" x 30"
36" x 36"
48" x 48"



W20-4c
36" x 36"
48" x 48"



W20-5c
30" x 30"
36" x 36"
48" x 48"



W20-5L
30" x 30"
36" x 36"
48" x 48"



W20-5L1
30" x 30"
36" x 36"
48" x 48"



W20-5L2
30" x 30"
36" x 36"
48" x 48"



W20-5R
30" x 30"
36" x 36"
48" x 48"



W20-5R1
30" x 30"
36" x 36"
48" x 48"



W20-5R2
30" x 30"
36" x 36"
48" x 48"



W20-5aL2
30" x 30"
36" x 36"
48" x 48"



W20-5aL3
30" x 30"
36" x 36"
48" x 48"



W20-5aR2
30" x 30"
36" x 36"
48" x 48"



W20-5aR3
30" x 30"
36" x 36"
48" x 48"



W20-7a
30" x 30"
36" x 36"
48" x 48"



W20-8
24" x 18"



W20-9
54" x 48"



W20-10
48" x 24"
66" x 30"



W20-11
12" x 18"



W20-12P
VARIABLE x 12"



W20-13P
VARIABLE x 12"



W20-14L
36" x 36"
48" x 48"



W20-14R
36" x 36"
48" x 48"



W20-14dP
36" x 12"
48" x 12"



W20-14bP
36" x 12"
48" x 12"



W20-15
36" x 36"
48" x 48"



W20-15a
36" x 36"
48" x 48"



W20-15c
48" x 54"



W20-15d
48" x 54"



W20-16
36" x 36"
48" x 48"



W20-17
36" x 36"
48" x 48"



W21-1
24" x 24"
30" x 30"
36" x 36"
48" x 48"



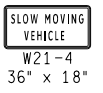
W21-2
24" x 24"
30" x 30"
36" x 36"
48" x 48"



W21-2
24" x 24"
30" x 30"
36" x 36"
48" x 48"



W21-3
24" x 24"
30" x 30"
36" x 36"
48" x 48"



W21-4
36" x 18"



W21-5
24" x 24"
30" x 30"
36" x 36"
48" x 48"



W21-5dL
30" x 30"
36" x 36"
48" x 48"
60" x 60"



W21-5dR
30" x 30"
36" x 36"
48" x 48"
60" x 60"



W21-5bL
30" x 30"
36" x 36"
48" x 48"
60" x 60"



W21-5bR
30" x 30"
36" x 36"
48" x 48"
60" x 60"



W21-6
24" x 24"
30" x 30"
36" x 36"
48" x 48"



W21-7
30" x 30"
36" x 36"
48" x 48"



W21-8
30" x 30"
36" x 36"
48" x 48"



W22-1
30" x 30"
36" x 36"
48" x 48"



W22-2
42" x 36"



W22-3
36" x 30"
42" x 36"



W23-1
48" x 24"



W23-2
36" x 36"
48" x 48"

SEE MDOT SHS 13-WORK ZONE FOR SIGN DETAILS



NOT TO SCALE

MAINTAINING TRAFFIC TYPICAL

NO:

103-GEN-SIGN








TRAFFIC TYPICAL
SIGN SHEET

DATE:
JUNE 2021

SHEET:

5 OF 5

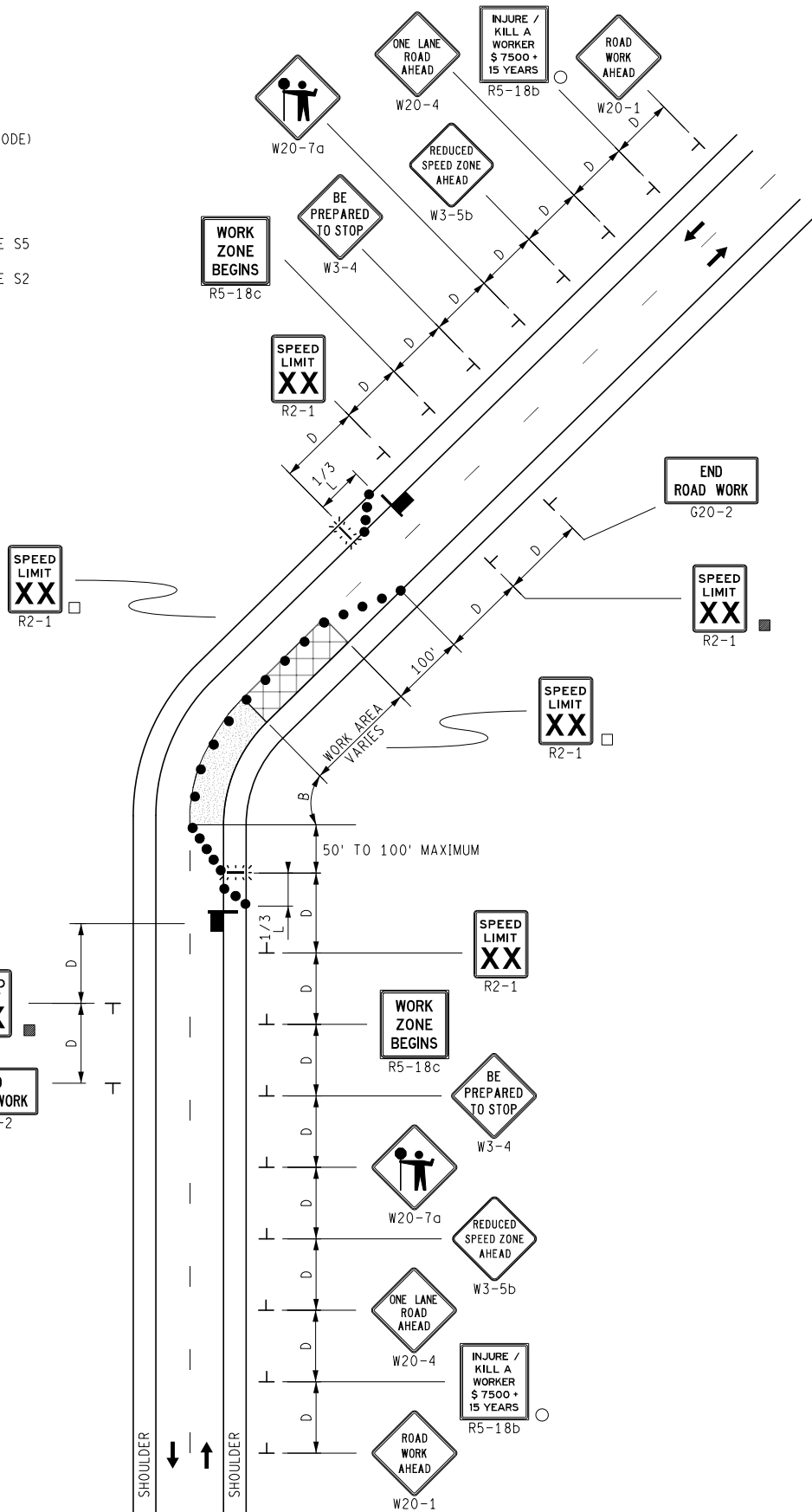
KEY

-  TRAFFIC REGULATOR
-  CHANNELIZING DEVICES
-  LIGHTED ARROW PANEL (CAUTION MODE)
-  TRAFFIC FLOW
-  REFLECTS EXISTING SPEED LIMIT
-  PLACE SIGN AS INDICATED IN NOTE S5
-  PLACE SIGN AS INDICATED IN NOTE S2

STANDARD NOTES

(SEE GEN-NOTES)

GENERAL: G1, G2, G3, G4
 SIGNING: S1, S2, S3, S4, S5
 TRAF REG: TR1, TR2
 DEVICES: TCD1, TCD2, TCD6



	NOT TO SCALE	MAINTAINING TRAFFIC TYPICAL	LANE CLOSURE UTILIZING TRAFFIC REGULATORS ON A 2-LANE UNDIVIDED ROADWAY	DATE: MAY 2021
		NO: 110-TR-NFW-2L		SHEET: 1 OF 1

SIGN MATERIAL SELECTION TABLE

SIGN SIZE	SIGN MATERIAL TYPE		
	TYPE I	TYPE II	TYPE III
≤ 36" X 36"		X	X
>36" X 36" ≤ 96" TO WIDE		X	
> 96" WIDE TO 144" WIDE	X	X	
> 144" WIDE	X		


TYPE I ALUMINUM EXTRUSION
 TYPE II PLYWOOD
 TYPE III ALUMINUM SHEET

ROUNDING OF CORNERS IS NOT REQUIRED FOR TYPE I OR II SIGNS.
 VERTICAL JOINTS ARE NOT PERMITTED.
 HORIZONTAL JOINTS THROUGH SIGN LEGEND OR SYMBOLS ARE NOT PERMITTED.

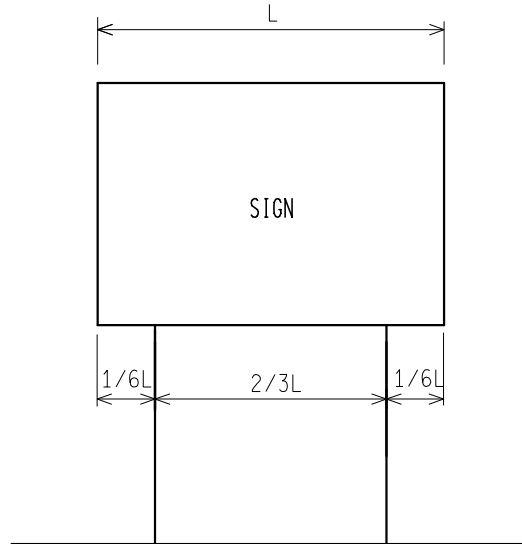
POST SIZE REQUIREMENTS TABLE

SIGN AREA (ft ²)	POST TYPE		
	U-CHANNEL STEEL	SQUARE TUBULAR STEEL	WOOD
≤ 9	1 - 3 lb/ft*	1 - 2" 12 or 14 GA*	N/A
9 ≤ 20	2 - 3 lb/ft	2 - 2" 12 or 14 GA	1 - 4" X 6"*
> 20 ≤ 30	N/A	N/A	2 - 4" X 6"
> 30 ≤ 60	N/A	N/A	2 - 6" X 8"
> 60 ≤ 84	N/A	N/A	3 - 6" X 8"

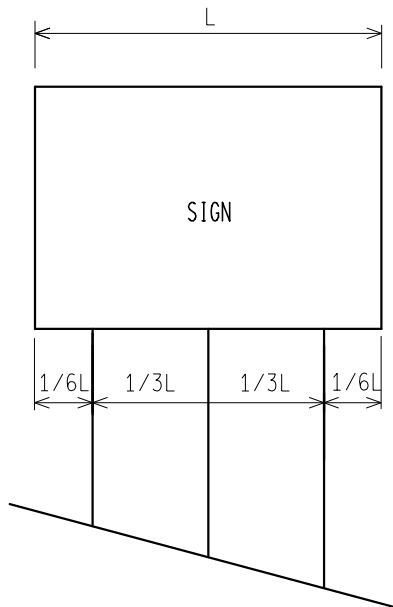
*SIGNS 4 FEET AND GREATER IN WIDTH REQUIRE 2 POSTS.
 SIGNS GREATER THAN 8 FEET IN WIDTH REQUIRE 2 OR 3 WOOD
 POSTS DEPENDING ON AREA OF SIGN.
 A MAXIMUM OF 2 POSTS WITHIN A 7' PATH IS PERMITTED.

 PREPARED BY DESIGN DIVISION	DEPARTMENT DIRECTOR Kirk T. Steudle APPROVED BY: _____ DIRECTOR, BUREAU OF FIELD SERVICES	MICHIGAN DEPARTMENT OF TRANSPORTATION BUREAU OF DEVELOPMENT STANDARD PLAN FOR GROUND DRIVEN SIGN SUPPORTS FOR TEMP SIGNS		
	DRAWN BY: <u>CON/ECH</u> CHECKED BY: <u>AUG</u>	APPROVED BY: _____ DIRECTOR, BUREAU OF DEVELOPMENT	_____ F.H.W.A. APPROVAL	<u>11/2/2017</u> PLAN DATE

2 POST SIGN SUPPORT SPACING



3 POST SIGN SUPPORT SPACING



* FOR ALL 11' AND 12' LONG SIGNS ON 3 WOOD SUPPORTS, SPREAD POSTS SO AS TO HAVE A 8' MIN. TO 9' MAX. DISTANCE BETWEEN OUTSIDE POSTS.

NOT TO SCALE

MICHIGAN DEPARTMENT OF TRANSPORTATION
BUREAU OF DEVELOPMENT STANDARD PLAN

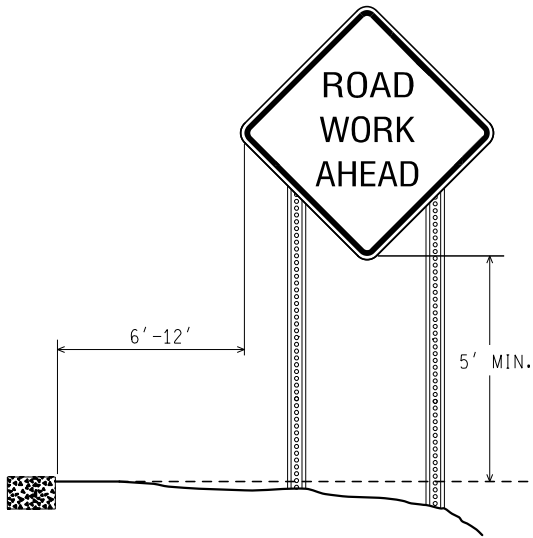
F.H.W.A. APPROVAL

11/2/2017
PLAN DATE

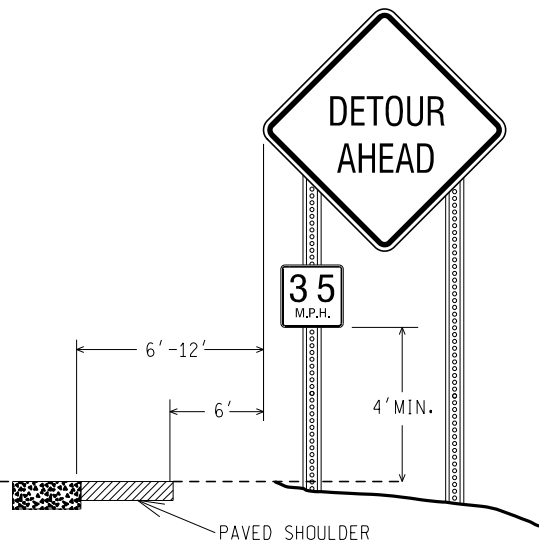
WZD-100-A

SHEET
2 OF 11

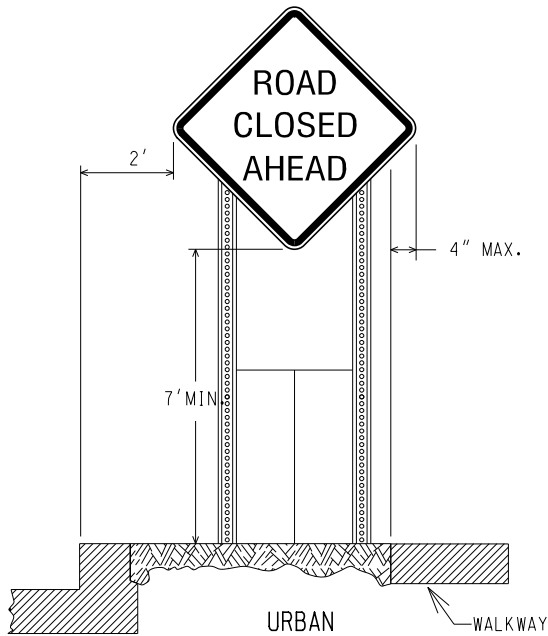
NOTE: THE ORIGINAL SIGNED COPY IS KEPT ON FILE AT THE MICHIGAN DEPARTMENT OF TRANSPORTATION.



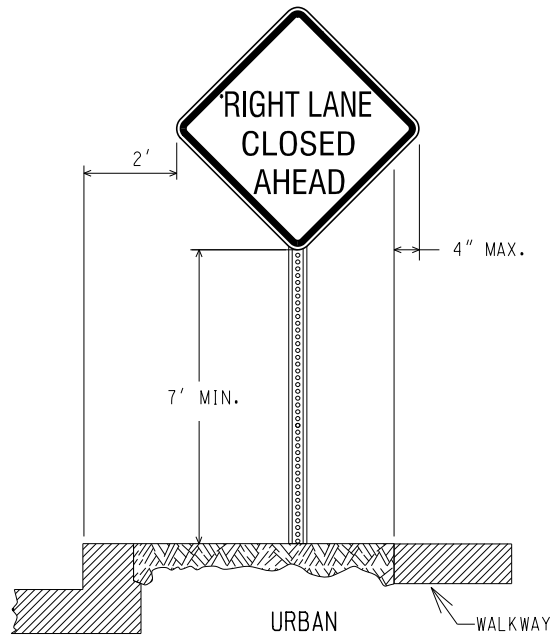
RURAL



RURAL WITH ADVISORY SPEED PLATE



(CURBED AREAS OR WHERE WALKWAYS ARE PRESENT)



(CURBED AREAS OR WHERE WALKWAYS ARE PRESENT)

BOTTOM HEIGHT AND OFFSET

NOT TO SCALE

MICHIGAN DEPARTMENT OF TRANSPORTATION
BUREAU OF DEVELOPMENT STANDARD PLAN

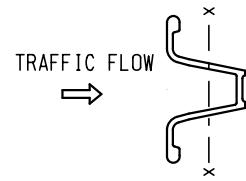
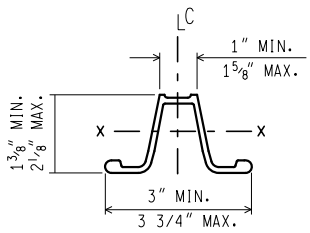
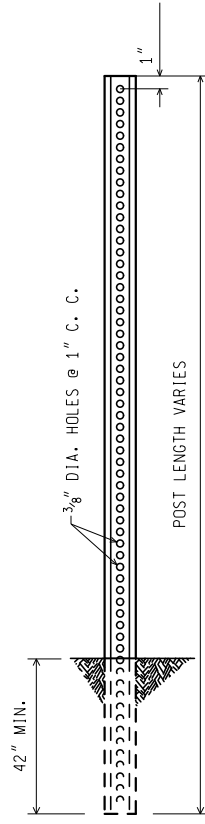
F.H.W.A. APPROVAL

11/2/2017
PLAN DATE

WZD-100-A

SHEET
3 OF 11

NOTE: THE ORIGINAL SIGNED COPY IS KEPT ON FILE AT THE MICHIGAN DEPARTMENT OF TRANSPORTATION.



WEIGHT = 3 lbs/ft
 SECT. MOD. X.-X. = 0.31 CUBIC INCHES MIN.

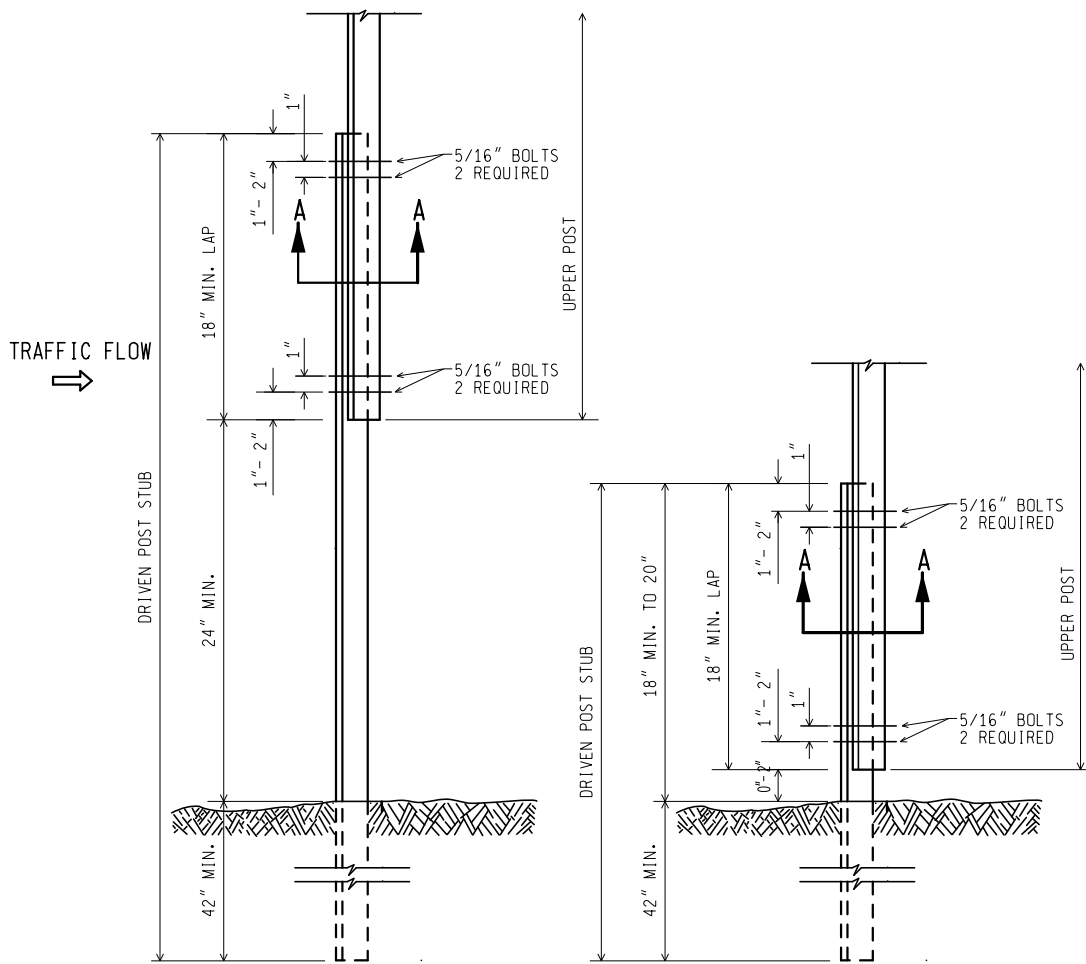
3 lb. U - CHANNEL STEEL POST
 (NO SPLICE)

MOUNT SIGN ON OPEN FACE OF
 U - CHANNEL STEEL POST

NOT TO SCALE

MICHIGAN DEPARTMENT OF TRANSPORTATION BUREAU OF DEVELOPMENT STANDARD PLAN	F.H.W.A. APPROVAL	11/2/2017 PLAN DATE	WZD-100-A	SHEET 4 OF 11
--	-------------------	------------------------	-----------	------------------

NOTE: THE ORIGINAL SIGNED COPY IS KEPT ON FILE AT THE MICHIGAN DEPARTMENT OF TRANSPORTATION.



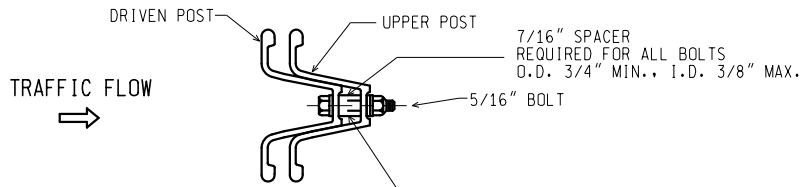
3 lb. U - CHANNEL STEEL POST
(WITH SPLICE)

MOUNT SIGN ON OPEN FACE OF
UPPER U - CHANNEL STEEL POST

NOT TO SCALE

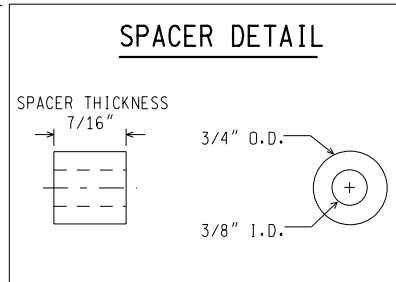
MICHIGAN DEPARTMENT OF TRANSPORTATION BUREAU OF DEVELOPMENT STANDARD PLAN	F.H.W.A. APPROVAL	11/2/2017 PLAN DATE	WZD-100-A	SHEET 5 OF 11
--	-------------------	------------------------	-----------	------------------

NOTE: THE ORIGINAL SIGNED COPY IS KEPT ON FILE AT THE MICHIGAN DEPARTMENT OF TRANSPORTATION.



SECTION A-A

7/16" SPACER
 REQUIRED FOR ALL BOLTS
 O.D. 3/4" MIN., I.D. 3/8" MAX.



NOTES:

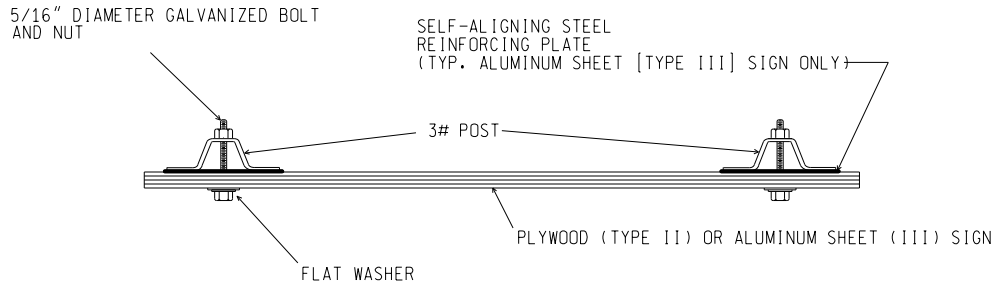
1. THE SPACER THICKNESS SHALL BE 1/16" LESS THAN THE GAP BETWEEN THE POST WHEN POSITIONED IN THE UNBOLTED CONFIGURATION.
2. THE EXTERIOR BOLT (CLOSEST TO LAP), SPACER, WASHER, AND NUT SHALL BE INSTALLED IN A PREPUNCHED HOLE 1" TO 2" FROM THE END OF THE LAP.
3. THE INTERIOR BOLT (FARTHEST FROM LAP), SPACER, WASHER, AND NUT SHALL BE INSTALLED IN THE NEXT PREPUNCHED HOLE.
4. THE DRIVEN POST SHALL ALWAYS BE MOUNTED IN FRONT OF THE UPPER POST WITH RESPECT TO THE ADJACENT ONCOMING TRAFFIC, REGARDLESS OF THE DIRECTION THE SIGN IS FACING.
5. THE SPLICE LAP SHALL BE FASTENED BY FOUR-5/16" DIA. GALVANIZED A449 BOLTS (SAE J429 GRADE 5) OR GALVANIZED A325 BOLTS.

3 lb. U - CHANNEL STEEL POST
 (WITH SPLICE)

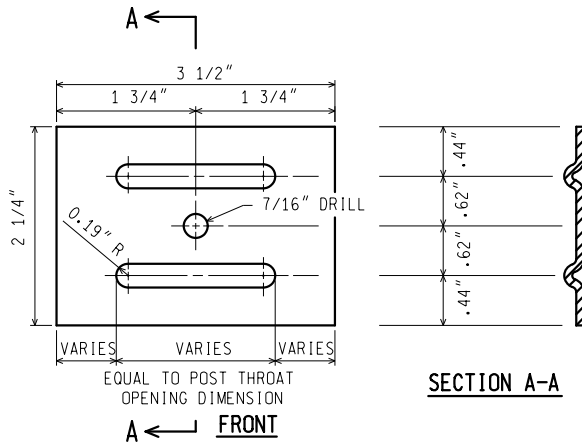
NOT TO SCALE

MICHIGAN DEPARTMENT OF TRANSPORTATION BUREAU OF DEVELOPMENT STANDARD PLAN	F.H.W.A. APPROVAL	11/2/2017 PLAN DATE	WZD-100-A	SHEET 6 OF 11
--	-------------------	------------------------	-----------	------------------

NOTE: THE ORIGINAL SIGNED COPY IS KEPT ON FILE AT THE MICHIGAN DEPARTMENT OF TRANSPORTATION.



SIGN TO 3 lb. POST CONNECTION



NOTES: (FOR STEEL SIGN REINF' PLATE)

1. MATERIAL: 12 GAUGE CARBON STEEL.
2. TOLERANCE ON ALL DIMENSIONS $\pm 0.0625"$
3. FINISH-AFTER STAMPING AND PUNCHING, GALVANIZE ACCORDING TO CURRENT SPECIFICATIONS FOR ZINC (HOT GALVANIZE) COATINGS ON PRODUCTS FABRICATED FROM PLATES OR STRIPS

STEEL SIGN REINFORCING PLATE
REQUIRED FOR TYPE III SIGNS ONLY

3 lb. U - CHANNEL STEEL POST SIGN CONNECTION

NOT TO SCALE

MICHIGAN DEPARTMENT OF TRANSPORTATION
 BUREAU OF DEVELOPMENT STANDARD PLAN

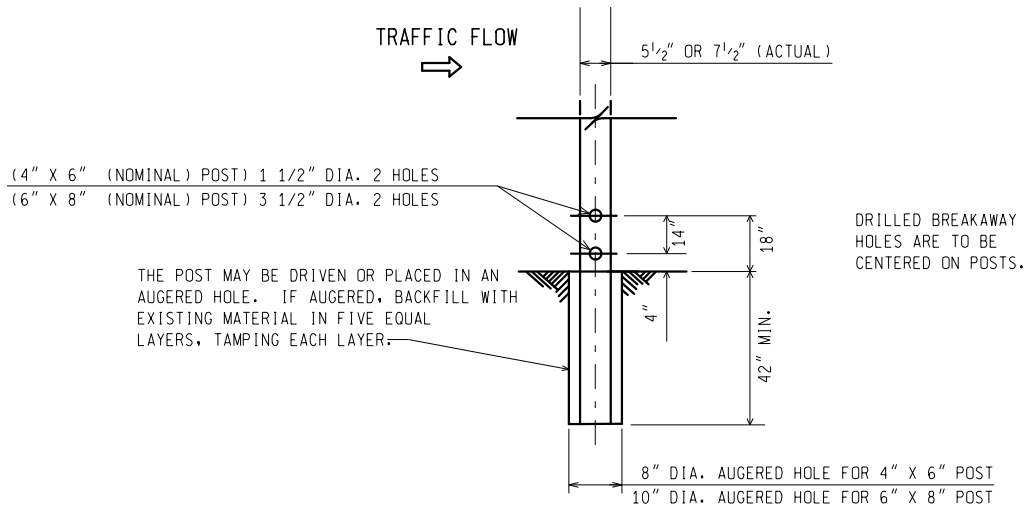
F.H.W.A. APPROVAL

11/2/2017
 PLAN DATE

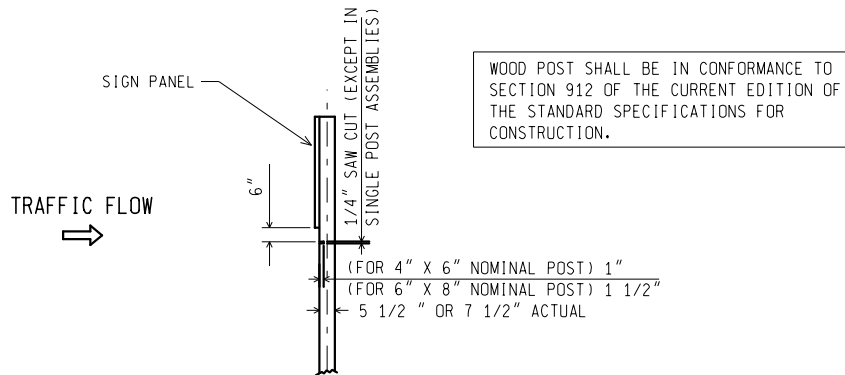
WZD-100-A

SHEET
 7 OF 11

NOTE: THE ORIGINAL SIGNED COPY IS KEPT ON FILE AT THE MICHIGAN DEPARTMENT OF TRANSPORTATION.



**WOOD POST BREAKAWAY HOLES/
DIRECT EMBEDMENT DETAILS**



**SAW CUT DETAIL
(MULTIPLE POST INSTALLATIONS)**

WOOD POST DETAILS

NOT TO SCALE

MICHIGAN DEPARTMENT OF TRANSPORTATION
BUREAU OF DEVELOPMENT STANDARD PLAN

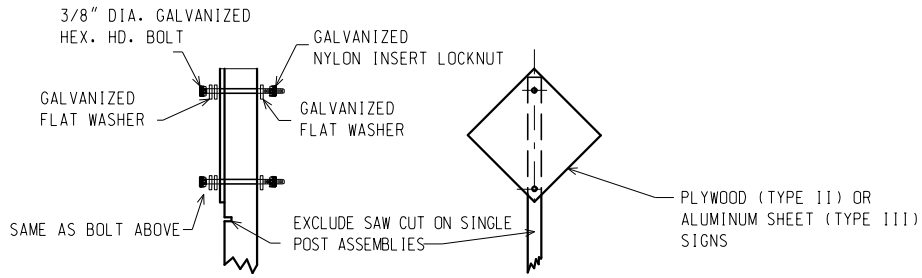
F.H.W.A. APPROVAL

11/2/2017
PLAN DATE

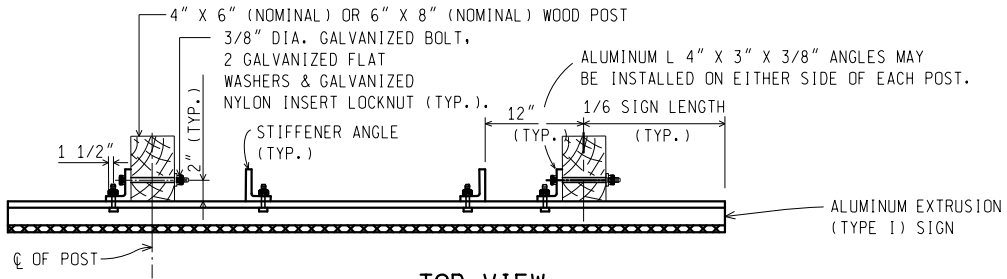
WZD-100-A

SHEET
8 OF 11

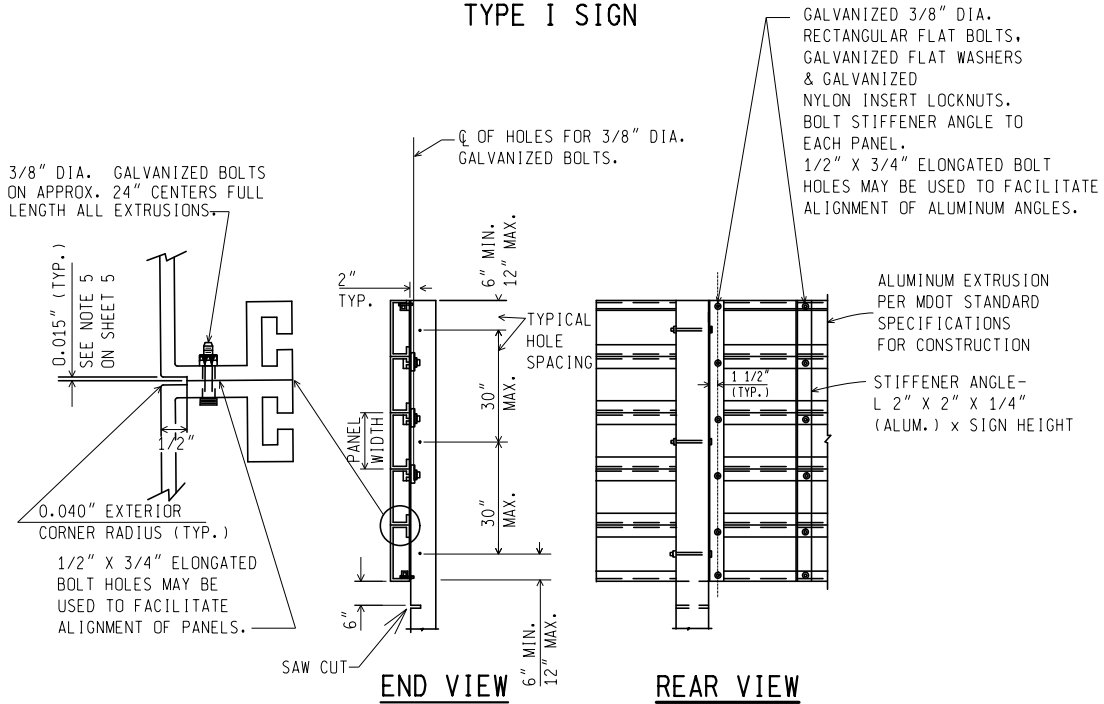
NOTE: THE ORIGINAL SIGNED COPY IS KEPT ON FILE AT THE MICHIGAN DEPARTMENT OF TRANSPORTATION.



TYPE II AND TYPE III SIGNS



**TOP VIEW
TYPE I SIGN**



TYPE I SIGN - ERECTION DETAILS

WOOD POST CONNECTIONS

NOT TO SCALE

MICHIGAN DEPARTMENT OF TRANSPORTATION
BUREAU OF DEVELOPMENT STANDARD PLAN

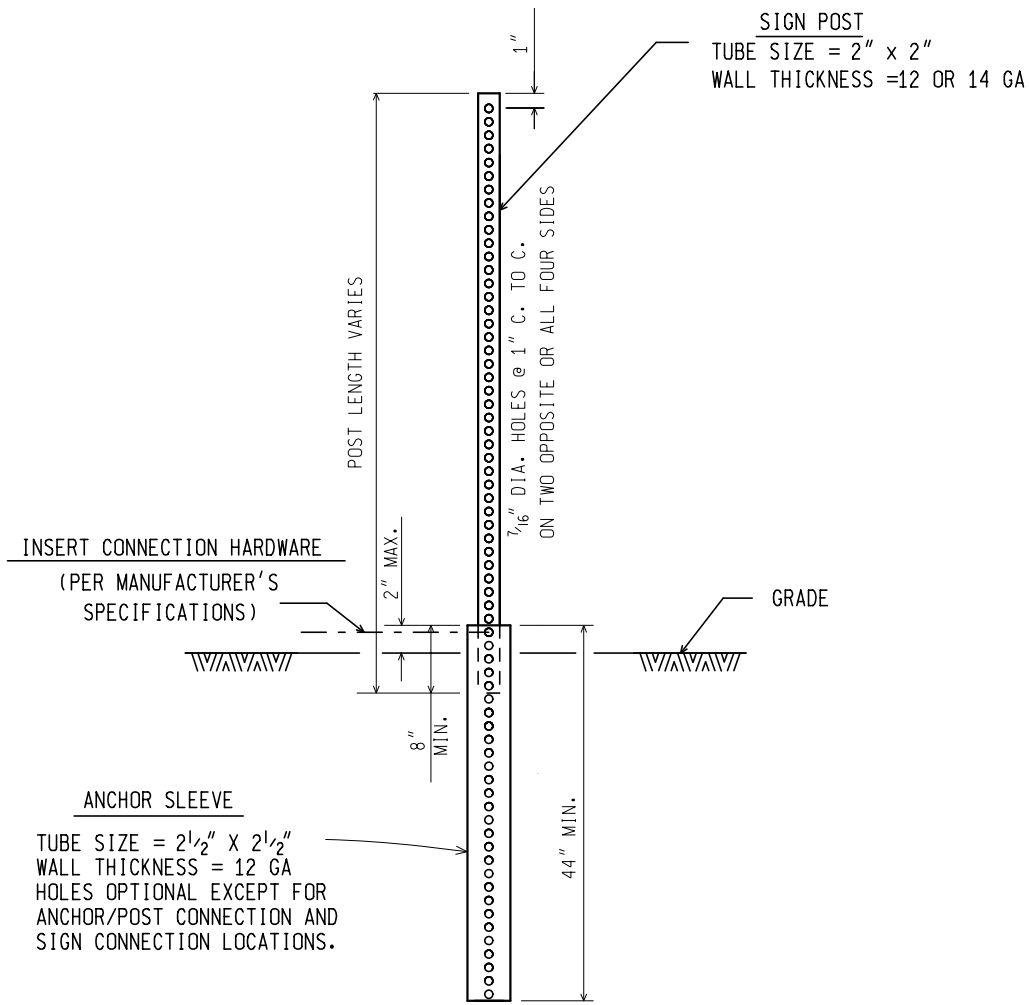
F.H.W.A. APPROVAL

11/2/2017
PLAN DATE

WZD-100-A

SHEET
9 OF 11

NOTE: THE ORIGINAL SIGNED COPY IS KEPT ON FILE AT THE MICHIGAN DEPARTMENT OF TRANSPORTATION.



SQUARE TUBULAR STEEL POST

NOT TO SCALE

MICHIGAN DEPARTMENT OF TRANSPORTATION BUREAU OF DEVELOPMENT STANDARD PLAN	F.H.W.A. APPROVAL	11/2/2017 PLAN DATE	WZD-100-A	SHEET 10 OF 11
--	-------------------	------------------------	-----------	-------------------

NOTE: THE ORIGINAL SIGNED COPY IS KEPT ON FILE AT THE MICHIGAN DEPARTMENT OF TRANSPORTATION.

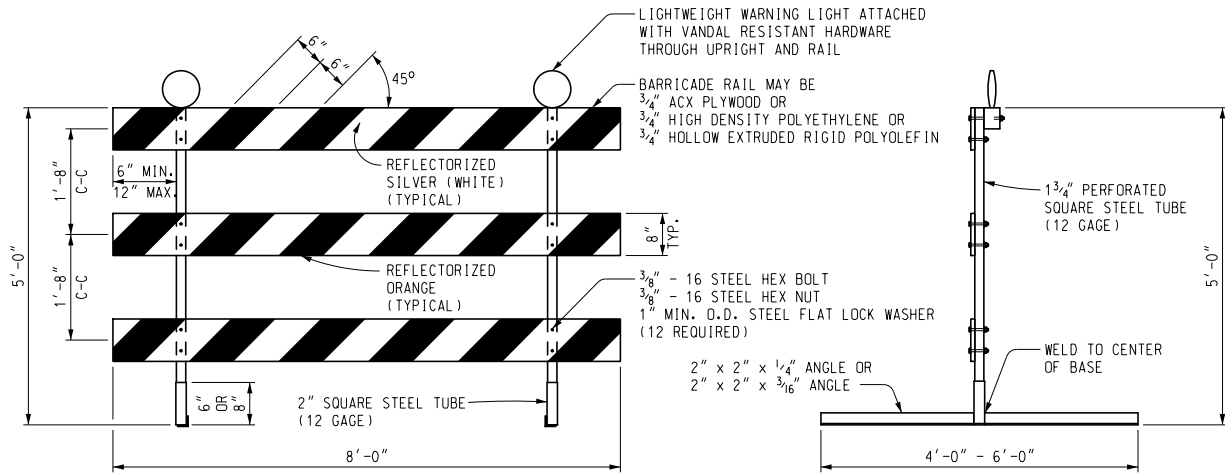
GENERAL NOTES:

1. A MAXIMUM OF TWO POSTS WITHIN A 7 FOOT PATH IS PERMITTED.
2. ALL SIGN POSTS SHALL COMPLY WITH NCHRP 350.
3. ALL POSTS SHALL BE EMBEDDED A MINIMUM OF 42".
4. BRACING OF POST IS NOT PERMITTED.
5. SIGN SHALL BE LEVEL, AND UPRIGHT FOR THE DURATION OF INSTALLATION.
6. ERECT POSTS SO THE SIGN FACE AND SUPPORTS DO NOT VARY FROM PLUMB BY MORE THAN 3/16" IN 3'. PROVIDE A CENTER-TO-CENTER DISTANCE BETWEEN POSTS WITHIN 2 PERCENT OF PLAN DISTANCE.
7. NO MORE THAN ONE SPLICE PER POST, AS SHOWN, WILL BE PERMITTED.
8. POST TYPES SHALL NOT BE MIXED WITHIN A SIGN SUPPORT INSTALLATION.
9. NO VERTICAL JOINTS ARE PERMITTED IN SIGN. NO HORIZONTAL JOINTS THROUGH SIGN LEGEND OR SYMBOLS ARE PERMITTED IN SIGN
10. REMOVE SIGN POSTS AND/OR POST STUBS IN THEIR ENTIRETY WHEN NO LONGER REQUIRED.
11. ALL LABOR, MATERIALS, AND EQUIPMENT, INCLUDING TEMPORARY SUPPORTS REQUIRED TO INSTALL, MAINTAIN, RELOCATE, AND/OR REMOVE THE TEMPORARY SIGN, INCLUDING SUPPORTS, ARE CONSIDERED TO BE INCLUDED IN THE COST OF THE TEMPORARY SIGN.
12. SAW CUTS IN WOOD POSTS ARE TO BE PARALLEL TO THE BOTTOM OF THE SIGN.
13. POSTS SHALL NOT EXTEND MORE THAN 4" ABOVE TOP OF SIGN.
14. TEMPORARY WOOD SUPPORTS DO NOT REQUIRE PRESERVATIVE TREATMENT.

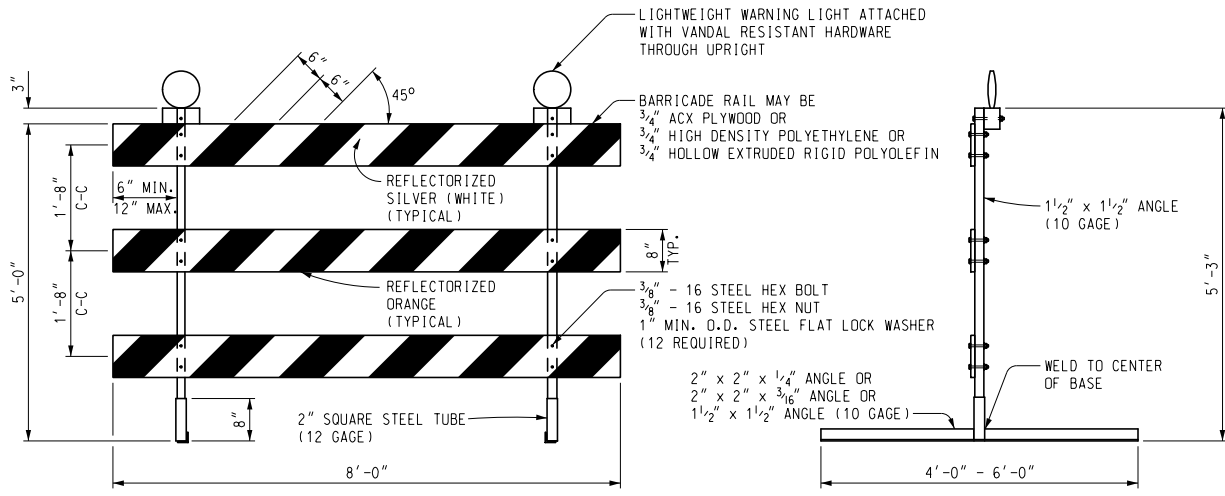
NOT TO SCALE

MICHIGAN DEPARTMENT OF TRANSPORTATION BUREAU OF DEVELOPMENT STANDARD PLAN	F.H.W.A. APPROVAL	11/2/2017 PLAN DATE	WZD-100-A	SHEET 11 OF 11
--	-------------------	------------------------	-----------	-------------------

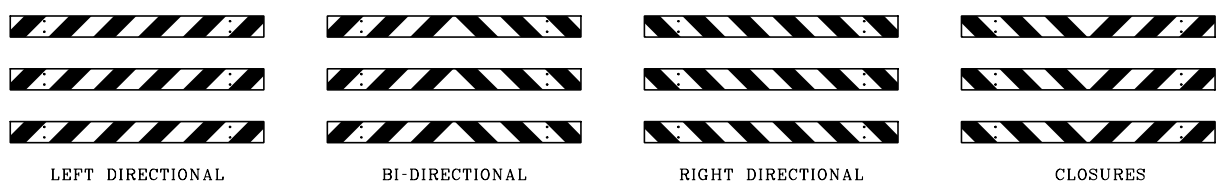
NOTE: THE ORIGINAL SIGNED COPY IS KEPT ON FILE AT THE MICHIGAN DEPARTMENT OF TRANSPORTATION.



FRONT ELEVATION SIDE VIEW
PERFORATED SQUARE STEEL TUBE OPTION



FRONT ELEVATION SIDE VIEW
ANGLE IRON OPTION



**BARRICADE RAIL SHEETING OPTIONS
 TYPE III BARRICADES**

Other Type III Barricades meeting current NCHRP crash worthy criteria can be found on the FHWA Safety website at http://safety.fhwa.dot.gov/roadway_dept/road_hardware/wzd.htm

MDOT
 Michigan Department of Transportation

PREPARED BY
 OPERATIONS
 FIELD SERVICES

DRAWN BY: ECH

CHECKED BY: MWB

DEPARTMENT DIRECTOR
 Paul C. Ajegba

APPROVED BY: _____
 DIRECTOR, BUREAU OF FIELD SERVICES

APPROVED BY: _____
 (SPECIAL DETAIL)
 DIRECTOR, BUREAU OF HIGHWAY DEVELOPMENT

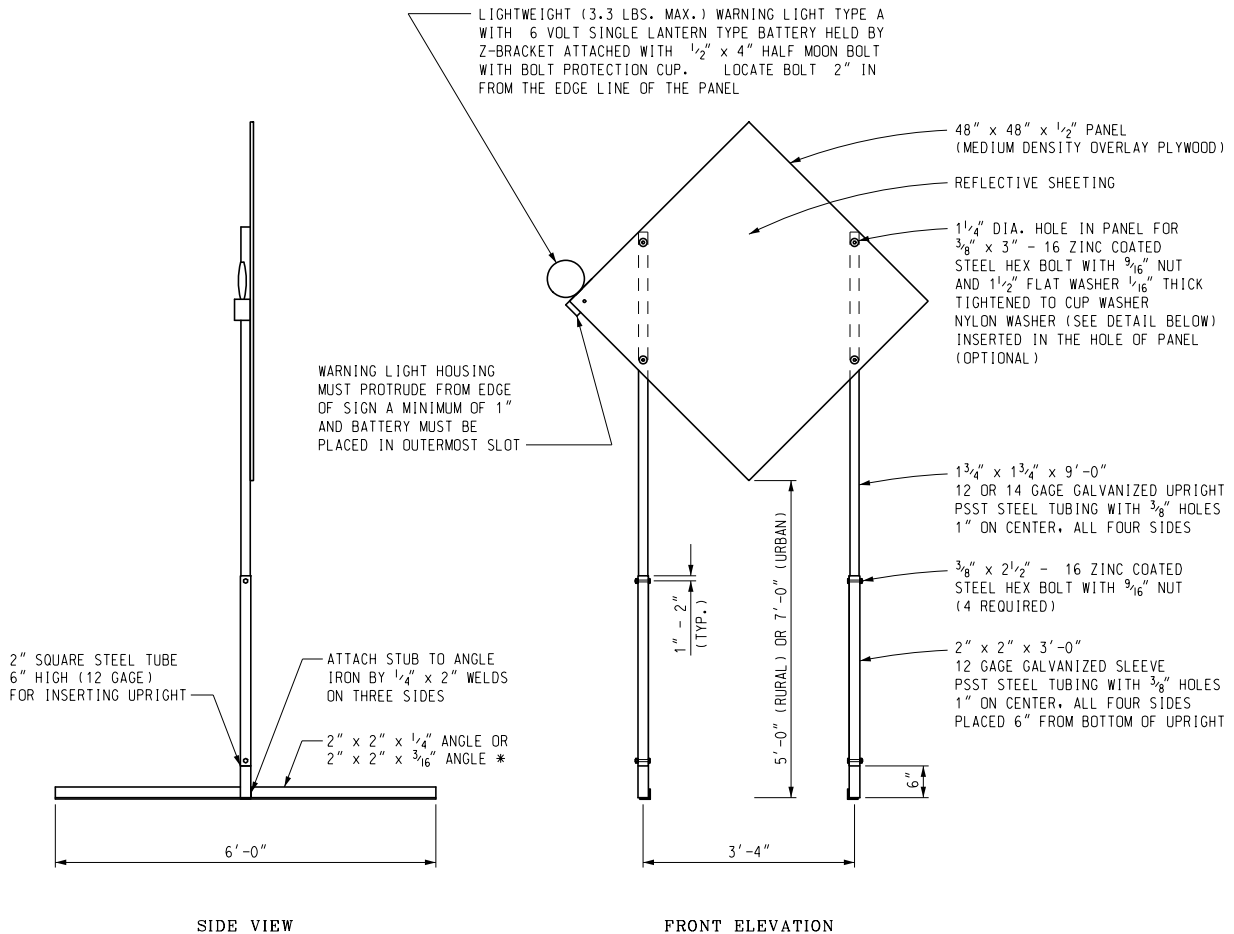
MICHIGAN DEPARTMENT OF TRANSPORTATION
 BUREAU OF FIELD SERVICES SPECIAL DETAIL FOR

Temporary
 Traffic Control Devices

6/16/22
 PLAN DATE

WZD-125-E

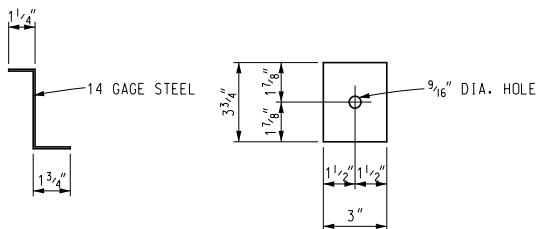
SHEET 1 OF 3



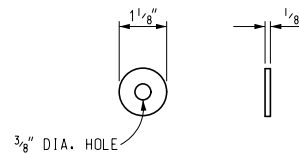
TEMPORARY SIGN SUPPORT

(WARNING LIGHT PLACED ON SIDE CLOSEST TO TRAFFIC)

* SIGN STAND IS BALLASTED WITH FOUR OR MORE 35 LB SANDBAGS. A MINIMUM OF ONE ON EACH END. UPRIGHTS SHALL NOT EXTEND ABOVE THE SIGN PANEL.



Z-BRACKET DETAIL



OPTIONAL NYLON WASHER

Other temporary sign supports meeting current NCHRP crash worthy criteria can be found on the FHWA Safety website at http://safety.fhwa.dot.gov/roadway_dept/road_hardware/wzd.htm

NOT TO SCALE

MICHIGAN DEPARTMENT OF TRANSPORTATION
BUREAU OF FIELD SERVICES SPECIAL DETAIL

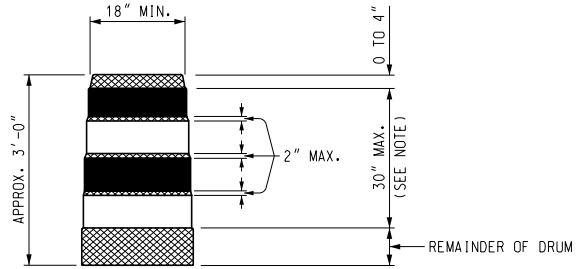
SPECIAL DETAIL
F.H.W.A. APPROVAL

6/16/22
PLAN DATE

WZD-125-E

SHEET
2 OF 3

NOTE: THE ORIGINAL SIGNED COPY IS KEPT ON FILE AT THE MICHIGAN DEPARTMENT OF TRANSPORTATION.



- REFLECTORIZED ORANGE
- REFLECTORIZED WHITE
- NON REFLECTORIZED ORANGE

NOTE:
 DRUMS SHALL HAVE AT LEAST 4 HORIZONTAL REFLECTORIZED STRIPES (2 ORANGE AND 2 WHITE) OF 6" UNIFORM WIDTH, ALTERNATING IN COLOR WITH THE TOPMOST REFLECTORIZED STRIPE BEING ORANGE. NON REFLECTORIZED SPACES BETWEEN THE HORIZONTAL REFLECTORIZED ORANGE AND WHITE STRIPES SHALL BE ORANGE IN COLOR AND EQUAL IN WIDTH.

PLASTIC DRUM

NOTES:

2" PERFORATED SQUARE STEEL TUBES MAY BE USED TO FABRICATE THE HORIZONTAL BASE OF THE TYPE III BARRICADE.

WARNING LIGHTS SHALL BE PLACED ACCORDING TO THE CURRENT STANDARD SPECIFICATIONS FOR CONSTRUCTION AND ALL OTHER PROVISIONS IN THE CONTRACT ON TYPE III BARRICADES.

SEE ROAD STANDARD PLANS R-113-SERIES FOR TEMPORARY CROSSOVERS FOR DIVIDED ROADWAY, AND R-126-SERIES FOR TYPICAL LOCATION AND SPACING OF PLASTIC DRUMS FOR PLACEMENT OF TEMPORARY CONCRETE BARRIER.

SIGNS, BARRICADES, AND PLASTIC DRUMS SHALL BE FACED WITH PRESSURE-SENSITIVE REFLECTIVE SHEETING ACCORDING TO THE CURRENT STANDARD SPECIFICATIONS FOR CONSTRUCTION.

SANDBAGS SHALL BE USED WHEN SUPPLEMENTAL WEIGHTS ARE REQUIRED TO ACHIEVE STABILITY OF THE BARRICADE. THE SANDBAGS SHALL BE PLACED SO THEY WILL NOT COVER OR OBSTRUCT ANY REFLECTIVE PORTION OF THE TRAFFIC CONTROL DEVICE.

NOT TO SCALE

MICHIGAN DEPARTMENT OF TRANSPORTATION
 BUREAU OF FIELD SERVICES SPECIAL DETAIL

(SPECIAL DETAIL)
 F.H.W.A. APPROVAL

6/16/22
 PLAN DATE

WZD-125-E

SHEET
 3 OF 3

SECTION 01 57 26
DUST CONTROL

PART 1 - GENERAL

1.01 Work Included

The Contractor shall provide and maintain adequate measures to control dust from the project area.

1.02 References

Where materials or methods of construction are listed as being in conformance with a standard specification, it shall refer to the latest edition of the standard specification or any interim revision.

- A. ASTM D98 – Standard Specification for Calcium Chloride
- B. Michigan Department of Transportation 2020 Standard Specifications for Construction

1.03 Related Work

- A. Section 01 50 00 – Construction Facilities and Temporary Controls
- B. Section 01 55 26 – Maintaining Traffic
- C. Section 31 23 01 – Excavating, Filling, and Grading
- D. Section 31 25 00 – Soil Erosion and Sedimentation Control

PART 2 - PRODUCTS

2.01 Materials

- A. Dust palliative shall be calcium chloride conforming to ASTM D98, except as modified here: Calcium chloride solids shall have a minimum concentration of 77 percent CaCl_2 , and may be of any gradation provided that all particles will pass a $\frac{3}{8}$ -inch sieve, and that less than 5 percent pass a No. 30 sieve. Calcium chloride liquid must be furnished in solution with a concentration of 33, 35, or 38 percent CaCl_2 .

At the time of delivery, the Engineer shall be provided a delivery report with the following information:

1. The volume in gallons or weight of solution delivered, or the weight of solids delivered.
2. The concentration of solids or solution delivered, expressed as the percent of CaCl_2 .
3. The equivalent tons of calcium chloride, CaCl_2 . The equivalent weight of calcium chloride shall be determined in accordance with Table 922-2, of the Michigan Department of Transportation 2020 Standard Specifications for Construction.

PART 3 - EXECUTION

3.01 Requirements for Dust Control Measures

The Contractor shall provide adequate dust control measures to prevent dust from the construction area from being a health or safety hazard or a nuisance. The Contractor is responsible for control of dust from the construction area, even if the dust is caused by traffic other than the Contractor's operations.

The Contractor shall maintain the dust control measures through the life of the project.

When, in the Engineer's opinion, the Contractor's measures for the control of dust are inadequate, the Engineer will provide notice to the Contractor to take such measures as necessary to control the dust. If the Contractor fails to provide for the required controls, the Engineer may make arrangements for providing dust control measures by another party, and deduct the cost thereof from the Contractor's earnings.

3.02 Application

Water or dust palliative shall be uniformly applied to exposed soil areas which may be the source of dust. The application(s) shall be repeated as necessary to control dust emanating from the project area. If water is used, it shall be applied at a rate to not cause mud to be tracked out of the project limits.

END OF SECTION

SECTION 01 71 13
MOBILIZATION

PART 1 - GENERAL

1.01 Work Included

Mobilization consists of preparatory work and operations, including but not limited to the following:

- A. The movement of people, equipment, and materials to the project site;
- B. The establishment of the Contractor's facilities to work on the project (offices, storage yards, borrow and disposal sites, etc.);
- C. Expenses incurred prior to beginning work on specific contract pay items;
- D. Pre-construction costs (not bidding costs) which are direct costs to the project, rather than direct costs to specific pay items.

PART 2 - PRODUCTS

Not Applicable

PART 3 - EXECUTION

3.01 Mobilization

Following Notice of Award, the Contractor shall expeditiously prosecute such work necessary for execution of the contract.

Following Notice to Proceed, the Contractor shall commence such work necessary to prepare for the beginning work on the project.

END OF SECTION

SECTION 01 71 23.16
CONSTRUCTION STAKING BY CONTRACTOR

PART 1 - GENERAL

1.01 Work Included

The Contractor is responsible to provide all staking and layout necessary for construction of the project.

1.02 Notifications

In the event that it appears there is an error or contradiction between plan grades, construction stakes, and/or actual conditions, the Contractor shall notify the Owner or Engineer immediately.

PART 2 - PRODUCTS

Not Applicable

PART 3 - EXECUTION

3.01 Requirements

The Contractor is responsible to provide such layout and control work as may be required for construction of the proposed improvements.

The Contractor shall provide workers competent in the layout and control work necessary. The Contractor shall provide the equipment and materials necessary for establishing the necessary control and layout.

Pipelines, 8 inches or larger that are to be laid at a uniform grade, shall be laid using a laser for alignment control.

3.02 Plan Grades and Alignment

The horizontal alignment of manholes and drainage structures will be from the center of casting, unless otherwise noted.

Final casting elevation for drainage structures and manholes shall be determined by the Engineer after grading is completed.

END OF SECTION

SECTION 02 41 13.13
PAVEMENT REMOVAL

PART 1 - GENERAL

1.01 Work Included

This work includes removal of an existing pavement, including streets, driveways, sidewalks, curb and/or gutter, and parking areas. For purposes of the work "pavement removal", pavement material may include HMA, concrete, brick, or any combination thereof, including any reinforcement materials.

PART 2 - PRODUCTS

Not Applicable

PART 3 - EXECUTION

3.01 Limits of Removal

Pavement shall be removed to the limits shown on the plans, or as directed by the Engineer in the field. Where pavement is to be removed to allow for the construction of utilities or other improvements, pavement shall be removed to the limits required for their construction.

3.02 Pavement Removal (Including Curb and Gutter Removal)

Pavement shall be removed to an existing joint or to a sawed joint. An existing crack is not suitable for the limit of removal. Sawed joints for pavement removal are to be either parallel or perpendicular to the longitudinal centerline. Sawed joints shall extend substantially through the full thickness of the pavement so that a "clean break" is made and that the adjacent pavement or structures that are to remain are not damaged. If adjacent pavement or structures that are to remain are damaged as a result of the Contractor's removal operations, they shall be replaced to the Owner's satisfaction at the Contractor's expense.

Curb and gutter removal shall be as directed by the Engineer. The Contractor shall sawcut existing curb and/or gutter perpendicular to and completely through the existing concrete.

Broken concrete, HMA, brick, and other debris resulting from pavement removal operations shall become the Contractor's property and disposed of properly.

Where pavements are encountered that are composed of more than one material or multiple courses of the same material, the pavement shall be removed in its entirety and all components shall be considered part of the same pavement area.

The Contractor shall provide sufficient barricades and fences to protect pedestrians and vehicles from hazardous areas.

END OF SECTION

SECTION 31 23 01
EXCAVATING, FILLING, AND GRADING

PART 1 - GENERAL

1.01 Work Included

The work of excavating, filling, and grading includes, but is not necessarily limited to:

- A. Excavating for footings and foundations;
- B. Filling and backfilling to attain indicated grades;
- C. Trenching and trench backfilling;
- D. Rough and finish grading of the site; and
- E. Furnishing and installing granular cushion under concrete slabs on grade.

1.02 References

Where materials or methods of construction are listed as being in conformance with a standard specification, it shall refer to the latest edition of the standard specification or any interim revision.

- A. ASTM C618 – Standard Specification for Coal Fly Ash and Raw or Calcined Natural Pozzolan for Use in Concrete
- B. Michigan Department of Transportation 2020 Standard Specifications for Construction

1.03 Related Work

- A. Section 01 41 26 – Permit Requirements
- B. Section 01 45 16.02 – Density and Aggregate Testing
- C. Section 01 57 26 – Dust Control
- D. Section 02 41 13.13 – Pavement Removal
- E. Section 31 25 00 – Soil Erosion and Sedimentation Control

1.04 Job Conditions

A. Dust Control

Dust caused by the Contractor's operations during performance of the work, or resulting from the condition in which the Contractor leaves the site, shall be controlled by the Contractor. The Contractor shall use all means necessary to control dust on and near the work zone and all off-site borrow areas.

All surfaces shall be thoroughly moistened, as required to prevent dust from being a nuisance to the public, neighbors, and concurrent performance of other work on the site.

B. Protection

The Contractor shall use all means necessary to protect all materials before, during, and after installation and to protect all objects designated to remain.

In the event of damage, the Contractor shall immediately make all repairs and replacements necessary to the approval of the Engineer and at no additional cost to the Owner.

C. Safety

The Contractor is responsible for conducting operations in a safe and orderly manner and in conformance with MIOSHA P.A. 154.

D. Permits

Unless otherwise provided, the Contractor is responsible to obtain and comply with permits required under Parts 31 and 91 of Michigan PA 451 of 1994 (Natural Resources and Environmental Protection Act) and any local ordinances.

PART 2 - PRODUCTS

2.01 Fill Material – General

All fill material shall be subject to the approval of the Engineer.

For approval of fill material, notify the Engineer at least four working days in advance of intention to import material, designate the proposed borrow area, and permit the Engineer to sample, as necessary, from the borrow area for the purpose of making acceptance tests to prove the quality of the material.

2.02 Fill, Trench, and Structural Backfill Material

Fill material, unless specified otherwise, shall be soil or soil-rock mixture that is free from organic matter and other deleterious substance. It shall contain no rocks or lumps over 6 inches in greatest dimension and not more than 15 percent of the rocks or lumps shall be larger than 2½ inches in greatest dimension.

Fill material obtained from offsite sources shall meet the requirements of the preceding paragraph and additionally, shall be predominantly granular with a maximum particle size of 2 inches and a plasticity index of 12 or less.

Fill material placed within 2 feet horizontally of the base of building foundations and/or slabs shall have a plasticity index of 15 or less.

2.03 Sand

Sand shall meet the requirements of Granular Material Class II, as specified in the Michigan Department of Transportation 2020 Standard Specifications for Construction.

2.04 Granular Cushion

Granular cushion under slabs shall meet the requirements of Granular Material Class II, as specified in the Michigan Department of Transportation 2020 Standard Specifications for Construction.

2.05 Sand for Backfill and Pipe Bedding

Sand shall meet the requirements of Granular Material Class II, as specified in the Michigan Department of Transportation 2020 Standard Specifications for Construction.

2.06 Aggregate for Pipe Bedding

Aggregate shall meet the requirements of Series 6AA aggregate, as specified in the Michigan Department of Transportation 2020 Standard Specifications for Construction.

2.07 Aggregate for Backfill

Aggregate shall meet the requirements of 21AA crushed aggregate or 4G open-graded aggregate, as specified in the Michigan Department of Transportation 2020 Standard Specifications for Construction.

2.08 Flowable Fill

Flowable fill shall be a mixture of Portland cement, fly ash, sand, and water in the following proportions.

Flowable Fill Mixture Ratios		
Material	Type	Quantity
Portland Cement	Type I or IA	50 lb/cyd
Fly Ash	ASTM C618, Class C or F	500 lb/cyd
Sand	MDOT 2NS	2,850 lb/cyd
Water		Approx. 376 lb/cyd (sufficient to produce desired flowability)

Flowable fill shall be produced and delivered at a minimum temperature of 50 degrees Fahrenheit. Mixtures shall be transported to the point of placement in a revolving drum mixer or agitator.

2.09 Geotextile

Geosynthetics must be composed of long-chain synthetic fiber of at least 85 percent, by weight, polyolefins or polyesters. Geosynthetics must be capable of resisting degradation from chemicals, mildew, rot, and ultraviolet (UV) light.

Geotextile used to prevent intermixing of soft subgrade and subbase materials shall meet the requirements per the Michigan Department of Transportation 2020 Standard Specifications for Construction, as shown in Table 910-1 for geotextile stabilization and separator.

2.10 Other Materials

All other materials not specifically described, but required for a complete and proper installation, shall be as selected by the Contractor and subject to the approval of the Engineer.

PART 3 - EXECUTION

3.01 General

Prior to all work of this section, the Contractor shall become thoroughly familiar with the site, the site conditions, and all portions of the work falling within this section. The Contractor shall not allow or cause any of the work performed or installed to be covered up or enclosed by work of this section prior to all required inspections, tests, and approvals. Should any of the work be enclosed or covered up before it has been approved, the Contractor shall uncover all such work at no additional cost to the Owner. After the work has been completely tested, inspected, and approved, the Contractor shall make all repairs and replacements necessary to restore the work to the condition in which it was found at the time of uncovering, all at no additional cost to the Owner.

The Contractor shall excavate ahead of the proposed utility installation to expose any existing buried utilities. If existing utility grades conflict with the proposed utility grade, the proposed utility grade may be adjusted by the Engineer, if necessary, to miss the existing utility grade at no additional expense to the contract.

3.02 Geotextile Stabilization and Geotextile Separator

Deliver and store geosynthetics in packaging capable of resisting UV radiation, contaminants, and moisture. Label each unit of material with product information, including supplier and lot identification. Do not expose geosynthetics to direct sunlight for prolonged periods. Repair or replace damaged geosynthetics at no additional cost to the project.

A. Geotextile Placement

Place or install geotextile products in accordance with the manufacturer's installation guidelines and this subsection.

Do not operate equipment required to place backfill directly on geotextile products. Eliminate wrinkles or waves that develop during placement. Place the products in direct contact with the soil below before placing backfill on the geotextile products.

Shingle-lap longitudinal and transverse joints at least 2 feet, or seam the joints in accordance with the manufacturer's recommendations. Ensure field or factory seams meet the minimum grab tensile strength for the product application. Place seams facing upward for inspection purposes.

Repair tears or damage to the geotextile in accordance with the manufacturer's recommendations.

B. Aggregate or Granular Material Placement

Spread and grade the first layer of aggregate or granular material after placing geotextile to create a stable work platform before compaction. Place additional aggregate or granular material, as required, and compact. Fill ruts with additional aggregate or granular material and compact before placing each subsequent layer. The cost of aggregate or granular material, including additional quantities required to fill ruts, is included in the unit prices for related pay item(s).

3.03 Excavating

Where depressions result from, or have resulted from, the removal of surface or subsurface obstructions, the Contractor shall open the depression and remove all debris and soft material as directed by the Engineer.

The Contractor shall excavate to the grades shown on the drawings. Where excavation grades are not shown on the drawings, excavation shall be completed, as required, to accommodate the installation.

All over-excavated areas shall be backfilled and compacted at no additional cost to the Owner.

3.04 Preparation of Subgrade

After the site has been cleared, stripped, and excavated to within 6 inches of the specified depths for recompaction, the exposed surface shall be scarified to a minimum depth of 6 inches, thoroughly moisture-conditioned, and compacted to the requirements specified below for fill.

All ruts, hummocks, and other uneven surfaces shall be removed by surface grading prior to placement of fill.

3.05 Subgrade Undercutting

Subgrade undercutting shall be performed to replace material susceptible to frost heaving, differential frost action, or unstable soil conditions, as determined by the Engineer.

After the subgrade has been excavated to the approximate grade, the Engineer will inspect the grade to determine if subgrade undercutting is required and to determine the limits of such undercutting. The Contractor shall provide suitable equipment for proof rolling the grade. The inspection, proof rolling, and subgrade undercutting shall be completed prior to placing any embankment, road base, or pavement.

The Contractor shall undercut the subgrade within the limits defined by the Engineer. All excavated material resulting from the undercutting shall become the Contractor's property disposed of outside the project limits, unless otherwise directed. The volume of earth removed by subgrade undercutting shall be replaced by suitable soils as follows:

- A. Type I Subgrade Undercutting - backfill with selected clay or similar material approved by the Engineer.
- B. Type II Subgrade Undercutting - backfill with sand.

C. Type III Subgrade Undercutting

Backfill with the material excavated from subgrade undercut areas after mixing the excavated material to break up the undesirable strata of soils or with other Engineer-approved backfill material.

D. Type IV Subgrade Undercutting

Backfill with 21AA crushed aggregate or 4G open-graded aggregate. Encapsulate 4G aggregate with geotextile separator.

Backfill material shall be compacted according to Section 01 45 16.02 – Density and Aggregate Testing.

3.06 Excess Water Control

Fill material shall not be placed, spread, or rolled during unfavorable weather conditions. Operations shall not resume until moisture content and fill density are satisfactory to the Engineer. Berms or channels shall be provided to prevent flooding of subgrade. All water collecting in depressions shall be promptly removed.

Where soil has been softened or eroded by flooding or placement during unfavorable weather, all damaged areas shall be removed and compacted as specified below for fill and compaction.

The Contractor shall provide suitable means and equipment to maintain excavations and other parts of the work free from water.

Dewatering means and methods shall provide dry excavations and the preservation of the final lines and grades of bottoms of excavations.

3.07 Fill and Compaction

After subgrade compaction has been approved by the Engineer, the Contractor shall place approved fill material in layers not exceeding 8 inches in uncompacted thickness.

The fill material shall be watered or aerated, as necessary, and thoroughly mixed to obtain a moisture content that will permit proper compaction.

Each soil layer shall be compacted to at least the specified minimum degree. The filling and compaction process shall be repeated until plan grade is attained.

A. Compaction Requirements

Unless otherwise specified on the drawings or in other sections of the specifications, fill and backfill shall be placed in 8-inch lifts and each lift shall be compacted to not less than the percentages of the maximum density stated in Section 01 45 16.02 – Density and Aggregate Testing.

Compaction by jetting will not be permitted unless specifically authorized by the Engineer.

3.08 Grading

Except as otherwise directed by the Engineer, the Contractor shall perform all rough and finish grading required to attain the elevations shown on the drawings.

Tolerances For Grading			
Rough Grade		Finish Grade	
Building, roads, and parking areas	Plus or minus 0.1 feet	Granular cushion under concrete slabs	Plus or minus 0.05 feet
Landscaped areas	Plus or minus 0.25 feet	Parking areas	Plus or minus 0.03 feet
		Landscaped areas	Plus or minus 0.1 feet

After grading is completed and has been accepted by the Engineer, the Contractor shall permit no further excavating, filling, or grading.

The Contractor shall use all means necessary to prevent erosion of freshly graded areas during construction and until such time as permanent drainage and erosion control measures have been installed.

3.09 Excavating for Footings

Earth surfaces, upon which footings will be placed, shall be compacted in accordance with the compaction requirements established in this section of these specifications.

The Contractor shall verify that all compaction is complete and approved prior to excavating for footings.

The Contractor shall excavate to the required lines and grades. The bottom of trenches shall be cut level and all loose soil shall be removed. Where soft spots are encountered, unsuitable materials shall be removed and replaced with flowable fill at no additional cost to the Owner.

3.10 Placing Granular Cushion

The Contractor shall carefully place the specified granular cushion in areas to receive concrete slabs on grade, uniformly attaining the thickness indicated on the drawings, and providing all required transition planes.

3.11 Trenching

The Contractor shall perform all trenching required for the installation of items where the trenching is not specifically described in other sections of these specifications.

All trenches shall be open construction, with sufficient width to provide free working space at both sides of the trench and around the installed item as required for pipelaying, backfilling, and compacting.

Trenching shall be completed, as required, to provide the elevations shown on the drawings.

Where elevations are not shown on the drawings, trench to sufficient depth to give a minimum of 18 inches of fill above the top of the pipe, measured from the adjacent finished grade.

Where trench excavation is inadvertently carried below proper elevations, the over-excavated area shall be backfilled with material approved by the Engineer, and then compacted to provide a firm and unyielding subgrade and/or foundation to the approval of the Engineer and at no additional cost to the Owner.

The Contractor shall properly support all trenches in accordance with all applicable rules and regulations.

The Contractor shall brace, sheet, and support trench walls in such a manner that they will be safe and that the ground alongside the excavation will not slide or settle, and that all existing improvements of every kind, whether on public or private property, will be fully protected from damage.

In the event of damage to such improvements, the Contractor shall immediately make all repairs and replacements necessary to the approval of the Engineer and at no additional cost to the Owner.

Bracing, sheeting, and shoring shall be constructed so as to not place stress on any portion of the completed work until the general construction thereof has proceeded far enough to provide sufficient strength. The Contractor shall exercise care in the drawing and removal of sheeting, shoring, bracing, and timbering to prevent collapse and caving of the excavation faces being supported.

Trenched material shall be stockpiled in a manner to prevent water running into the excavations. Surface drainage shall not be obstructed. A means shall be provided whereby storm and wastewaters are diverted into existing gutters, other surface drains, or temporary drains.

3.12 Foundation for Pipes

Trench bottoms shall be graded to provide a smooth, firm, and stable foundation free from rock points throughout the length of the pipe.

A minimum of 4 inches of sand or aggregate bedding shall be placed in the bottom of the trench.

In areas where soft, unstable materials are encountered at the surface where the bedding is to be placed, the unstable material shall be removed and replaced with material approved by the Engineer. The area shall be undercut to a sufficient depth to develop a firm foundation for the item being installed. Over excavation and replacement of material shall be the responsibility of the Contractor and shall be completed at no additional cost to the Owner.

At each joint in pipe, the bottom of the trench shall be recessed, as required, to relieve the bell of the pipe of all load and to ensure continuous bearing of the pipe barrel on the firm foundation.

The pipe subgrade shall be shaped to fit the bottom of the trench to the pipe shape.

3.13 Bedding for Pipes

Pipe bedding shall be in accordance with the details in the construction plans.

The pipe bedding shall be shaped to match the bottom $\frac{1}{4}$ of the pipe's shape. The bedding shall be excavated to accommodate the pipe bells. The completed bedding shall provide uniform support of the entire length of pipe." and deleted last paragraph: "Firm bedding support on the underside of the pipe and fittings shall be provided for the full length of the pipe.

The bedding material shall be compacted after placing along both sides of the pipe.

Firm bedding support on the underside of the pipe and fittings shall be provided for the full length of the pipe.

3.14 Backfill for Pipes

Unless otherwise directed, all trenches and excavation shall be backfilled as the pipe is laid. No pipes shall be backfilled until the sewer elevations, gradient, alignment, and the pipe joints have been observed by the Engineer.

The trench shall be backfilled to the proposed final elevations with suitable materials. Unless other compaction methods are demonstrated and approved by the Engineer, backfill shall be placed in 8-inch lifts and compacted to the required density as stated in Section 01 45 16.02 – Density and Aggregate Testing.

In areas which are not to be restored with a pavement or aggregate surface, the backfill shall be graded to a height slightly above the adjacent surface. When final restoration of the area is completed by the Contractor, the backfill surface shall be excavated (or filled if settlement has occurred), trimmed, or graded, as necessary, to provide for the required depth of topsoil and its transition to adjacent, undisturbed areas.

The Contractor shall correct any areas where the trench backfill settles by adding fill, topsoil, and re-seeding.

3.15 Miscellaneous Pipe Repair

When an existing sewer pipe, drain pipe, field tile, or other existing pipe is damaged as a result of construction activities and is not designated for removal or abandonment on the plans or by the Engineer, it shall be repaired by the Contractor.

The section of damaged pipe shall be removed to existing joints or to sawed joints where the existing pipe is sound and undamaged. A length of new pipe of the same size as the original pipe shall be furnished and installed to replace the section of pipe removed. The new pipe may be any one of the following materials:

- A. Same material, class or thicknesses, as the original pipe
- B. PVC Schedule 40, for pipes 8 inches or less in diameter

- C. PVC SDR 26, for pipes 8 inches or greater in diameter
- D. Other pipe material approved by the Engineer

Each end of the new section of pipe shall be connected to the remaining sections of existing pipe using a rubber gasketed sleeve, suitable for the pipe materials and sizes being joined, to provide a watertight connection. The repaired section of pipe shall be firmly bedded in sand or aggregate, compacted according to Section 01 45 16.02 – Density and Aggregate Testing.

END OF SECTION

SECTION 31 25 00
SOIL EROSION AND SEDIMENTATION CONTROL

PART 1 - GENERAL

1.01 Work Included

The Contractor shall provide permanent and/or temporary erosion and sedimentation control as called for on the plans and as required by the county soil erosion agent and permit.

1.02 Definitions

A. Major rainfall event – ¼-inch or more precipitation over a period, delineated by dry periods of at least 24 hours.

1.03 References

Where materials or methods of construction are listed as being in conformance with a standard specification, it shall refer to the latest edition of the standard specification or any interim revision.

- A. ASTM D3786 – Standard Test Method for Bursting Strength of Textile Fabrics-Diaphragm Bursting Strength Tester Method
- B. ASTM D4355 – Standard Test Method for Deterioration of Geotextiles by Exposure to Light, Moisture and Heat in a Xenon Arc Type Apparatus
- C. ASTM D4491 – Standard Test Method for Water Permeability of Geotextiles by Permittivity
- D. ASTM D4533 – Standard Test Method for Trapezoid Tearing Strength of Geotextiles
- E. ASTM D4632 – Standard Test Method for Grab Breaking Load and Elongation of Geotextiles
- F. ASTM D4751 – Standard Test Method for Determining Apparent Opening Size of a Geotextile
- G. ASTM D4833 – Standard Test Method for Index Puncture Resistance of Geomembranes and Related Products
- H. Michigan Department of Transportation 2020 Standard Specifications for Construction

1.04 Related Work

- A. Section 01 41 26 – Permit Requirements
- B. Section 01 57 26 – Dust Control
- C. Section 32 92 00 – Turf Establishment

1.05 Permit

The Contractor shall apply for and obtain an Act 451 permit from the local Soil Erosion and Sedimentation Control Enforcing Agent. The Contractor shall pay all permit fees and provide any required bonds or insurance.

1.06 Scheduling

- A. Control measures shall be constructed by the Contractor prior to the time construction starts uphill or upstream from the control measure location.
- B. The Contractor shall inspect all temporary erosion control measures weekly and within 18 hours of major rainfall events.
- C. Maintenance and replacement of erosion control measures shall be completed by the Contractor when necessary, or as directed by the soil erosion control agent or the Engineer.
- D. Removal and cleanup of temporary control structures shall be provided by the Contractor within one week after the control measure is no longer needed.

1.07 General Soil Erosion and Sedimentation Content Procedures

- A. Keep disturbed areas small.
- B. Stabilize and protect disturbed areas as soon as possible.
- C. Keep storm water runoff velocities low.
- D. Protect disturbed areas from runoff.
- E. Retain sediment within the construction area.

PART 2 - PRODUCTS

2.01 Materials

A. Geotextiles

Geotextiles for filters shall be non-woven, meeting the requirements of the table below.

Silt fence geotextiles shall meet the requirements of the following table and shall be designed to collect eroded sediment transported in storm water runoff. The fabric shall have at least 70 percent minimum retained strength after 500 hours of U.V. exposure when tested according to ASTM D4355.

Geotextile Category	Property/Test Method					
	Grab Tensile Strength (min) ASTM D4632 lbs	Trapezoid Tear Strength (min) ASTM D4533 lbs	Puncture Strength (min) ASTM D4833 lbs	Mullen burst strength (min) ASTM D3786 psi (a)	Permittivity ASTM D4491 Per second	Apparent Opening Size (max) ASTM D4751 (b) Millimeters
Filters	90	45	45	140	0.5	0.21
Silt Fence	100(c)	45	--	--	0.1	0.60

(a) ASTM D3786. The fluid displacement rate for the Mullen burst test equipment must be 170± 5 ml/minute. Subtract tare strength from the ultimate burst strength as specified by ASTM.

(b) Filtration opening size (FOS, Canadian General Standards Board, method 148.1 No. 10) is permitted as an alternate test method to ASTM D4751 for non-woven geotextiles.

(c) Elongation at the specified grab tensile strength not to exceed 40 percent for silt fence.

B. Stone

Unless otherwise directed, stone shall meet the requirements of Series 6AA as specified in Michigan Department of Transportation 2020 Standard Specifications for Construction.

2.02 Mixtures

A. Seed

Seed shall meet the requirements of Section 32 92 00 – Turf Establishment.

2.03 Fabricated Items

A. Silt Fence

Geotextile for silt fences shall meet the requirements of Section 2.01. The geotextile shall be attached to machine pointed No. 2 common grade hardwood posts, using at least 5 staples through wood lath a minimum of $\frac{3}{8}$ -inch thick and 2 feet long. Post spacing shall not exceed $6\frac{1}{2}$ feet. Posts must be of sufficient length and cross-section to support the installed silt fence under full sediment load; however, posts shall have cross-sectional area of at least $2\frac{1}{4}$ square inches and shall be a minimum of 36 inches in length. Silt fence fabric must be a minimum height of $2\frac{1}{2}$ feet. Silt fence shall have at least two permanent markings or affixed labels per assembled roll which positively identifies the fabricator.

B. Mulch Blankets

Mulch blankets shall meet the requirements of Section 32 92 00 – Turf Establishment.

C. Filter Sacks

All materials shall adhere to the requirements of the Michigan Department of Transportation 2020 Standard Specifications for Construction, except fabric drop, which shall consist of a geotextile filter sack inserted into the drainage structure under the cover.

Filter sack shall be as manufactured by “Siltsack”, “Catch-All”, “Ultra-Urban Filter”, “Flogard + Plus”, or approved equal. The filter sacks shall be installed and maintained in accordance with the manufacturer’s specifications.

PART 3 - EXECUTION

3.01 General Requirements

The Contractor shall perform work on the project in a manner which prevents or reduces erosion and controls sedimentation. The Contractor shall provide controls which keep sedimentation from the project area, within the limits of the project area, and out of any lake, river, stream, wetland, or storm drain.

The Contractor shall install appropriate controls or measures to control or prevent erosion or sedimentation from the project area before beginning any earth disturbance operations. Temporary erosion and sedimentation control measures shall be maintained by the Contractor, until such times as disturbed areas have become permanently stabilized.

During the life of the project, the Contractor shall provide any additional soil erosion or sedimentation control measures necessary to address specific problems which develop in and adjacent to the project area.

3.02 Time Limitations

Grading operations shall be completed as soon as practical. Permanent soil erosion controls for disturbed areas shall be completed within 5 calendar days of the completion of grading, except that permanent measures shall be completed within 24 hours when the disturbed area is within 150 feet of a lake, stream, river, or wetland area.

Temporary soil erosion measures shall be implemented when it is not practical to complete the permanent measures.

3.03 Area Limitations

For linear projects (roads, sewers, water main, etc.), the length of the disturbed area shall be limited to ½-mile, unless otherwise approved by the Engineer.

Areas outside the project right-of-way or outside the grading limits shown on the drawings shall not be disturbed, unless otherwise approved by the Engineer.

3.04 Construction of Erosion and Sedimentation Controls

The Contractor shall provide all permanent and temporary erosion and sedimentation controls shown on the drawings, required by the permitting agency, or necessary to appropriately control erosion and sedimentation from the project area.

A. Check Dams

Check dams shall be installed and maintained across ditches and watercourses, which might convey surface runoff from disturbed areas within the project area, or where shown on the drawings or required by the Engineer or permitting agency.

B. Silt Fence

The Contractor shall furnish, erect, and maintain silt fence around the perimeter of the project area where earth will be disturbed and sediment from the disturbed area could be conveyed.

C. Filters

Fabric or stone filters shall be installed in waterways or in advance of inlets to drainage courses or storm sewers.

D. Sediment Traps and Basins

Sediment traps shall be excavated upstream of check dams and where shown on the drawings or directed by the Engineer or permitting agency. Check dams shall be installed downstream of the sediment traps and basins prior to the sediment traps and basins being excavated.

E. Seeding

Earth areas shall be stabilized with turf immediately following the completion of earthwork and grading activities. Where permanent seeding cannot be completed, earth areas shall be

stabilized with temporary seeding. Areas which are properly seeded temporarily for stabilization shall be permanently seeded, as shown, as the work can be appropriately completed.

F. Mulch Blankets

Areas susceptible to erosion from moving water, which are not to be paved, shall be seeded and protected with high velocity mulch blankets.

3.05 Maintenance and Erosion and Sedimentation Control

The Contractor shall maintain all temporary erosion and sedimentation controls until such time as the permanent measures have been completed and established.

The Contractor shall inspect all erosion and sedimentation controls weekly and within 18 hours of a major rain event.

Damaged controls or measures shall be replaced or repaired. Sediment shall be cleaned from traps, sumps, basins, filters, and fences periodically. Sediment shall be removed to prevent the accumulation of sediment from exceeding half of the volume of traps, sumps, and basins. Sediment or debris along silt fences shall be removed before the accumulation reaches half the height of the fence.

Sediment and debris removed from soil erosion and sedimentation control devices shall be disposed of properly by the Contractor. Sediment shall not be used for fill or backfill in the project area, except when an area is specifically designated on the plans or by the Engineer.

Drainage filters shall be cleaned when an accumulation of silt might reduce flow and result in flooding.

Any sediment from the construction area which enters storm sewers or drainage ditches shall be removed by the Contractor. Since sediment can be carried great distances within storm sewers, it may be necessary for many segments of downstream storm sewer segments to be televised, jetted, and vacuumed. If the Engineer believes that the Contractor has allowed or provided the potential for sediment to enter storm sewers or drainage courses, the Contractor will be responsible for the costs of inspection and removing sediment from downstream drains, whether it can be conclusively proven that the sediment was the result of the Contractor's actions (or inaction).

3.06 Removal of Erosion and Sedimentation Control Devices

Temporary soil erosion and sedimentation control devices shall be removed or obliterated by the Contractor when the permanent measures are in place and established. Any areas damaged by the removal of the temporary devices shall be corrected by the Contractor.

Mulch used for temporary erosion control may either be removed or worked into the soil before the permanent topsoil and seeding is completed.

END OF SECTION

SECTION 32 11 23
AGGREGATE BASE

PART 1 - GENERAL

1.01 Work Included

This specification describes the requirements for constructing an aggregate base under a proposed pavement surface.

1.02 References

A. Michigan Department of Transportation 2020 Standard Specifications for Construction

1.03 Related Work

A. Section 01 45 16.02 – Density and Aggregate Testing

PART 2 - PRODUCTS

2.01 Materials

A. Aggregate shall meet the requirements of Series 21AA aggregate, as described in the Michigan Department of Transportation 2020 Standard Specifications for Construction, unless otherwise noted on the plans, proposal, or specifications.

PART 3 - EXECUTION

3.01 Subgrade Preparation

Aggregate shall not be placed until the subgrade is properly prepared. The subgrade shall be graded to the required elevations and shape for placement of the specified aggregate thickness. The subgrade shall be compacted according to Section 01 45 16.02 – Density and Aggregate Testing. Soft or yielding spots shall be excavated and replaced with sound material.

3.02 Placement

Aggregate shall be placed in a manner that provides a uniform cross section of the specified thickness and the required surface grades. The edges of the area of aggregate surface shall be straight and uniform.

Aggregate shall be placed in lifts not exceeding 8 inches (loose measure) and compacted according to Section 01 45 16.02 – Density and Aggregate Testing.

END OF SECTION

SECTION 32 12 16
HMA PAVING

PART 1 - GENERAL

1.01 Work Included

This work includes preparation for and construction of one or more courses of plant mixed Hot Mix Asphalt (HMA).

1.02 References

- A. Michigan Department of Transportation 2020 Standard Specifications for Construction
- B. Michigan Testing Methods (MTM)
- C. Michigan Department of Transportation HMA Production Manual

1.03 Related Work

- A. Section 01 45 16.02 – Density and Aggregate Testing
- B. Section 32 11 23 – Aggregate Base

1.04 Quality Assurance and Quality Control

- A. The Engineer will take 20,000 gram samples of the HMA mixture using the mini-stockpile method. The rate of sampling will be determined by the Engineer.

PART 2 - PRODUCTS

2.01 Submittals

The Contractor shall submit material source and mix designs to the Engineer for approval prior to the start of construction.

2.02 Mixtures

Materials shall meet the requirements of Section 501.02, 902, and 904 of the Michigan Department of Transportation 2020 Standard Specifications for Construction. If milling, the mix design to initially cover the milled surface must be approved prior to milling operations.

Provide aggregates, mineral filler (if required) and asphalt binder to produce a mixture proportioned within Superpave Final Aggregate Blend Gradation Requirements, and meeting the uniformity tolerance limits in the Uniformity Tolerance Limits for HMA Mixtures tables below.

Superpave Final Aggregate Blend Gradation Requirements					
	Mix Number				
	5	4	3 Leveling Course	3 Base Course	2
Standard Sieve	% Passing Criteria (Control Points)				
1½ inch	-	-	-	-	100
1 inch	-	-	100	100	90-100
¾ inch	-	100	90-100	90-100	≤90
½ inch	100	90-100	≤90	≤90	-
⅜ inch	90-100	≤90	-	-	-
No. 4	≤90	-	-	-	-
No. 8	47-67	39-58	35-52	23-52	19-45
No. 16	-	-	-	-	-
No. 30	-	-	-	-	-
No. 50	-	-	-	-	-
No. 100	-	-	-	-	-
No. 200	2.0-10.0	2.0-10.0	2.0-8.0	2.0-8.0	1.0-7.0

Uniformity Tolerance Limits for HMA Mixtures					
Parameter		Top and Leveling Course		Base Course	
Number	Description	Range 1 (a)	Range 2 (b)	Range 1 (a)	Range 2 (b)
1	% Binder Content	-0.3 to +.4	+/- 0.5	-0.3 to +0.4	+/- 0.5
2	% passing # 8 and Larger Sieves	+/- 5	+/-8	+/- 7	+/- 9
		+/- 4	+/- 6	+/-6	+/-9
		+/- 1	+/- 2	+/- 2	+/- 3
3	Crushed Particle Content	Below 10%	Below 15%	Below 10%	Below 15%
(a) This range allows for normal mixture and testing variations. The mixture must be proportioned to test as closely as possible to the Job-Mix-Formula (JMF).					
(b) Deviation from JMF.					

Parameter Number 2, as shown in the Uniformity Tolerance Limits for HMA Mixtures table, is aggregate gradation. Each sieve will be evaluated on one of the three gradation tolerances. If more than one sieve is exceeding Range 1 or Range 2 tolerances, only the one with the largest exceedance will be counted as the gradation parameter.

The master gradation should be maintained throughout production; however, price adjustments will be based on the Uniformity Tolerance Limits for HMA Mixtures table. Aggregates which are used in plant-mixed HMA mixtures must not contain topsoil, clay, or loam.

The mixture will be considered out-of-specification, as determined by the acceptance tests, if for any one mixture, two consecutive tests per parameter, (for Parameter 2, two consecutive aggregate gradations on one sieve) are outside Range 1 or Range 2 tolerance limits. If a parameter is outside of Range 1 tolerance limits and the second consecutive test shows that the parameter is outside of Range 2, then it will be considered to be a Range 1 out-of-specification. Consecutive

refers to the production order and not necessarily the testing order. Out-of-specification mixtures are subject to a price adjustment of 50 percent of the bid amount.

HMA mixtures and application rates shall be as shown on the plans.

Reclaimed Asphalt Pavement (RAP) shall be limited to 0 percent to 17 percent RAP by weight of the total binder in the mixture. No binder grade adjustment is made to compensate for the stiffness of the asphalt binder in the RAP.

Reclaimed Asphalt Shingles (RAS) will not be allowed in the mixture.

Oil bottoms/recycled motor oil will not be allowed in the mixture.

PART 3 - EXECUTION

3.01 Equipment

Equipment shall meet the requirements of Section 501.03 of the Michigan Department of Transportation 2020 Standard Specifications for Construction.

3.02 HMA Sampling and Testing

The Contractor shall submit to the Engineer for approval the rate at which the HMA will be sampled. Samples will be obtained using the "Mini-stockpile" method in accordance with MTM 324.

Quantitative Extraction of Bitumen from HMA Paving Mixtures (MTM 325) will be used to determine the asphalt content of the HMA mixture.

The Contractor is responsible for HMA testing.

The Contractor shall submit test results to the Engineer within seven days of HMA placement.

At the Engineer's discretion, original samples of asphalt binder will be taken by the Contractor and delivered to the Engineer prior to incorporation into the mixture. The frequency of sampling will be determined by the Engineer. The cost of obtaining and delivering the samples to the Engineer will be included in the HMA pay item(s). The Contractor must certify, in writing, that the materials used in the HMA mixture are from the same source as the materials used in developing the HMA mixture design and the bond coat is from an approved supplier, as stated in the Material Quality Assurance Procedures Manual.

3.03 Preparation

- A. Aggregate Base (for Pavements Constructed on an Aggregate Base)
See Section 32 11 23 – Aggregate Base.

B. Existing Pavement (for Overlays)

The existing pavement surface shall be thoroughly cleaned of all dirt and debris. Loose material shall be removed from all joints and cracks using compressed air, or other suitable means that does not damage the existing pavement.

The existing pavement surface shall be observed by the Engineer prior to placement of a bond coat or HMA.

C. Removal of Existing Pavement Surface

1. Butt Joints

When a butt joint is to be provided, the existing HMA surface shall be removed to a thickness equal to the thickness of the proposed overlay, for the full width of the butt joint, where the overlay is to meet the existing pavement surface. The depth of pavement removal shall be uniformly tapered from the full depth of the overlay at the butt joint to zero, at a rate of 1-inch per 10 feet.

2. Edge Trimming

Where the edge of an existing HMA pavement is required, the HMA pavement shall be cut its full depth in a manner that provides a vertical, straight edge.

3. Cold Milling

Cold milling shall be performed only when the Contractor is prepared to commence subsequent operations, such as pavement repair and HMA placement, and completes these subsequent operations expeditiously.

The HMA surface shall be removed to the required depth, width, grade, and cross section. The surface shall be removed to the limits shown on the plans, or as directed by the Engineer.

Where the HMA surface is removed below the limits specified, the Contractor shall fill and compact the area removed so that the remaining surface is at the proper level. The work to restore the pavement to the required level will be at the Contractor's expense.

After cold milling, and before placement of a new surface, the pavement shall be thoroughly cleaned.

D. Joint and Crack Repair

Joints and cracks in an existing pavement shall be repaired where shown on the drawings, or directed by the Engineer. Joints and cracks shall be repaired in accordance with the details shown on the drawings, or as directed by the Engineer.

All loose, broken, and unsound pavement along or adjacent to an existing joint or crack designated for repair shall be removed.

E. Hand Patching

When hand patching is called for on the plans or directed by the Engineer, the Contractor shall fill holes, depressions, joints and cracks, and areas to be repaired in an existing pavement. HMA material used for hand patching may be any HMA material approved for use

as a top course. A bond coat shall be applied to the exposed pavement surfaces within the area to be patched. The HMA material shall be placed in lifts to the level of the surface of the adjacent existing pavement surface. Each lift shall be within the minimum and maximum thickness range allowed for the mix design, and shall be compacted using a mechanical vibrator or an approved roller.

F. Bond Coat

Bond coat shall be applied to existing pavement surfaces, only when they are clean and dry. Bond coats shall be uniformly applied to the pavement surface with a pressure applicator. Bond coat shall be placed in advance of HMA placement to provide for its curing prior to HMA placement.

Bond coat shall not be allowed to pool on the surface; pooling shall be removed. The adjacent pavement surfaces which are not to be overlaid shall not be sprayed with bond coat.

Bond coat shall be applied to each layer of the HMA pavement and to the vertical edges of the adjacent pavements before placing subsequent courses.

G. Transportation of HMA

HMA shall be transported to the project site in accordance with the requirements of Section 501.03.E of the Michigan Department of Transportation 2020 Standard Specifications for Construction.

Each load of HMA delivered to the project site shall be weighed on an approved scale with automatic print out system. Weights shall be measured to the nearest 20 pounds. Scales and print out systems shall meet the requirements of Section 109 of the Michigan Department of Transportation 2020 Standard Specifications for Construction.

H. Placement of HMA

HMA shall be placed in accordance with the requirements of Section 501.03.F of the Michigan Department of Transportation 2020 Standard Specifications for Construction and at the rate shown in the HMA Application Rate table in the project plans.

I. Rolling

HMA shall be rolled in accordance with the requirements of Section 501.03.G of the Michigan Department of Transportation 2020 Standard Specifications for Construction.

J. Smoothness requirements as per the requirements of Section 501.03.H of the Michigan Department of Transportation 2020 Standard Specifications for Construction shall be adhered to.

K. Weather and Seasonal Limitations

1. The Contractor shall not place bond coat or HMA when precipitation is imminent or when there is moisture on the existing surface to be overlaid.
2. HMA shall not be placed when the underlying base is frozen, and the surface being paved is at least 35 degrees Fahrenheit.
3. Unless otherwise approved by the Engineer in writing, HMA shall not be placed before May 15 or after November 15.

L. Protection

The Contractor shall protect surfaces, structures, signs, poles, vehicles, and other items adjacent to the area to be paved from being discolored or damaged. Damaged items shall be corrected at the Contractor's expense. The Contractor shall protect the newly placed HMA surface from damage by traffic and construction activities.

M. Aggregate Shoulders

On resurfacing projects, existing aggregate shoulders shall be scarified prior to placing new aggregate.

Shoulders shall be maintained in a satisfactory condition to allow for vehicles to pass construction operations or for the operation of construction equipment. The Contractor shall restore any damages or disturbances to the shoulders, or to the surface between the edge of pavement and the right-of-way. The cost of restoration is considered included in the other work performed by the Contractor and will not be paid for separately.

END OF SECTION

SECTION 32 13 00
CONCRETE CURB AND GUTTER, SIDEWALK,
AND MISCELLANEOUS PAVEMENT

PART 1 - GENERAL

1.01 Work Included

This work includes all preparation, forming, concrete production and placement, finishing, jointing, reinforcing, curing, protection, and restoration for the construction of concrete curb and gutter, sidewalk, and miscellaneous pavement.

1.02 References

Where materials or methods of construction are listed as being in conformance with a standard specification, it shall refer to the latest edition of the standard specification or any interim revision.

- A. ASTM A1064 – Standard Specification for Carbon-Steel Wire and Welded Wire Reinforcement, Plain and Deformed, for Concrete
- B. ASTM C94 – Standard Specification for Ready-Mixed Concrete
- C. ASTM C150 – Standard Specification for Portland Cement
- D. ASTM C309 – Standard Specification for Liquid Membrane-Forming Compounds for Curing Concrete
- E. ASTM C595 – Standard Specification for Blended Hydraulic Cements
- F. ASTM A706, ASTM A615, or ASTM A996 (Type R or Type A only) for Grade 60 steel bars
- G. ASTM A775 for epoxy coated steel reinforcement
- H. ASTM D1751 – Standard Specification for Preformed Expansion Joint Filler for Concrete Paving and Structural Construction (Nonextruding and Resilient Bituminous Types)
- I. Michigan Department of Transportation 2020 Standard Specifications for Construction
- J. Michigan Department of Transportation Standard Plan

1.03 Related Work

- A. Section 01 45 16.01 – Concrete Testing
- B. Section 01 45 16.02 – Density and Aggregate Testing
- C. Section 02 41 13.13 – Pavement Removal

PART 2 - PRODUCTS

2.01 Materials

- A. Portland cement shall meet the requirements of ASTM C150 and ASTM C595.

- B. Coarse aggregate shall meet the requirements of Class 6AA aggregate, as described in the Michigan Department of Transportation 2020 Standard Specifications for Construction.
- C. Intermediate aggregate shall meet the requirements of Class 26A aggregate, as described in the Michigan Department of Transportation 2020 Standard Specifications for Construction.
- D. Fine aggregate shall meet the requirements of Class 2NS, 2SS, or 2MS aggregate, as described in the Michigan Department of Transportation 2020 Standard Specifications for Construction.
- E. Intermediate aggregate shall meet the requirements of Class 26A aggregate, as described in the Michigan Department of Transportation 2020 Standard Specifications for Construction.
- F. Fine aggregate shall meet the requirements of Class 2NS, 2SS, or 2MS aggregate, as described in the Michigan Department of Transportation 2020 Standard Specifications for Construction.
- G. Reinforcing steel fabric shall meet the requirements of ASTM A1064.
- H. Deformed bars must meet the requirements of ASTM A706, ASTM A615, or ASTM A996 (Type R or Type A only) for Grade 60 steel bars, unless otherwise required. All deformed bars shall be epoxy coated.
- I. Epoxy coated steel reinforcement must be coated in accordance with ASTM A775.
- J. White membrane curing compound shall conform to ASTM C309, Type 2. Curing compound shall be agitated to provide a uniform consistency prior to transfer between containers or before application.
- K. Fiber joint filler shall meet the requirements of ASTM D1751.
- L. Sand for base shall meet the requirements of Granular Material Class II, as described in the Michigan Department of Transportation 2020 Standard Specifications for Construction.
- M. The detectable warning surface shall contrast visually with adjacent walking surfaces. The Contractor shall submit the detectable warning product information to the Engineer for approval.
- N. Geotextile liner shall meet the requirements per the Michigan Department of Transportation 2020 Standard Specifications for Construction, as shown in Table 910-1 for physical requirements of geotextile.

2.02 Mixtures

Concrete shall be transit mixed 3,500 psi concrete in accordance with ASTM C94 and Section 01 45 16.01 – Concrete Testing.

Air content, slump, and compressive strength shall be according to Section 01 45 16.01 – Concrete Testing. Concrete shall contain at least six sacks of cement per cubic yard of concrete. Modifications and the use of admixtures may be submitted and shall be approved by the Engineer.

2.03 Submittals

- A. Prior to beginning construction, the Contractor shall submit the name and plant location of the proposed concrete supplier for the project.

- B. Prior to beginning construction, the Contractor shall submit mix designs for the proposed concrete mixtures proposed for use on the project for the Engineer to review.

2.04 Cross Sections

A. Sidewalk

Unless indicated otherwise on the plans, sidewalk shall have a minimum thickness of 4 inches. Sidewalk through residential driveways shall have a minimum thickness of 6 inches. Sidewalk through commercial driveways shall have a minimum thickness of 8 inches.

B. Driveways

Unless indicated otherwise on the plans, residential driveways shall have a minimum thickness of 6 inches. Commercial driveways shall have a minimum thickness of 8 inches.

C. Pavement

Concrete pavement section shall be as indicated on the plans.

D. Concrete Curbs and Concrete Curb and Gutter

Unless shown otherwise on the plans, concrete curb and concrete curb and gutters shall be in accordance with Michigan Department of Transportation Standard Road Plan R-30 Series.

E. Spillways

Unless shown otherwise in the plans, spillways shall be constructed in accordance with Michigan Department of Transportation Standard Plan R-35-series.

PART 3 - EXECUTION

3.01 Coordination of Traffic

Hazardous areas shall be barricaded to protect pedestrian and vehicular traffic.

Work shall be scheduled so that access is maintained to driveways and entrances through the project area to the extent possible. Where a driveway or entrance must be closed for a period, the property owner or occupant shall be notified in advance of the closing.

3.02 Removal of Existing Sidewalk, Curb and Gutter, and Pavement

Where an existing sidewalk, curb and gutter, and/or pavement are to be removed and replaced, the existing structure shall be removed in accordance with Section 02 41 13.13 – Pavement Removal.

3.03 Preparation

The base shall be excavated, filled, and shaped, as required, to construct pavement of the required thickness at the proposed grades and alignment. The base shall be compacted according to Section 01 45 16.02 – Density and Aggregate Testing. Soft and yielding soils shall be excavated and replaced with suitable soils.

Where existing curb and gutter has been removed and prior to constructing new curb and gutter,

the Contractor shall install 2 dowels, 1/2-inch in diameter, into existing curb and gutter at each end. Cost of dowels are included in the payment for curb and gutter.

Concrete may be placed by slipforming, unless indicated otherwise.

Where forms are used, the forms shall extend the full depth of the concrete. Forms shall be of sufficient strength and staked to prevent springing or yielding after placement of concrete. Flexible forms capable of making a smooth arc shall be used for curved sections. Face forms for the exposed face of curb are not required.

Where steel reinforcement is used, it shall be spliced and held in place in a manner approved by the Engineer. Splices shall be overlapped by 10 inches.

3.04 Required Grades

- A. Driveways shall be constructed with a maximum slope of 10 percent.
- B. Sidewalks shall be constructed with a maximum transverse slope of 2 percent. Transverse slopes shall be at least 1 percent, unless longitudinal drainage is provided. The longitudinal slope of sidewalk shall not exceed the general grade established for the adjacent street or highway. Where adjacent street or highway general grades are less than 5 percent, the longitudinal slope of sidewalk may exceed the general road grade to a maximum of 5 percent.
- C. Gutter grades shall not be constructed flatter than 0.4 percent, or less than the grades shown on the plans, whichever is less.

3.05 ADA Requirements

- A. Sidewalks and sidewalk ramps shall meet ADA requirements and shall follow the Michigan Department of Transportation Standard Road Plan R-28-series.
- B. ADA sidewalk ramps shall include polymer, cast in, detectable warning surfaces, red in color. ADA ramps shall be constructed per Michigan Department of Transportation and ADA specifications.
- C. Concrete ramp thickness shall be 6 inches within the first 5 feet behind the back of curb and 4 inches thick beyond the first 5 feet, with a minimum of 4 inches of Michigan Department of Transportation Class II granular material base compacted in place.

3.06 Driveway Openings

Concrete driveway openings shall be constructed in accordance with the Michigan Department of Transportation Standard Road Plan R-29 Series.

3.07 Placement of Concrete

Concrete shall not be placed until the forms (or grade, if the concrete will be slipformed) have been inspected by the Engineer. The Contractor shall notify the Engineer a minimum of 24 hours prior to scheduling a concrete pour.

The base shall be moistened just prior to placement of the concrete.

Concrete shall have a temperature between 45 degrees Fahrenheit and 90 degrees Fahrenheit at the time of placement.

Concrete shall be deposited to the proper depth and spaded or vibrated to ensure proper consolidation. Concrete shall be placed and finished in a continuous operation.

Any material required to fill low spots shall be obtained from the mixture used in the work. Exposed surfaces of the concrete slab shall be finished smooth and even by means of a moistened wood float. Sidewalk and pavement slabs shall be lightly brushed perpendicular to the normal direction of traffic. Water shall not be added to the concrete surface as an aid to finishing. The top edges of the slab and all transverse joints shall be rounded with a finishing tool having a radius of ¼-inch. Surfaces shall not vary more than 3/8-inch from the alignment and typical cross section.

Joints shall be constructed in accordance with the Michigan Department of Transportation Standard Road Plan R-29 and R-30 Series.

Expansion joint filler shall extend the full depth of the concrete, with the top of the filler material just below the finished concrete surface.

Exposed concrete surfaces shall be cured using white membrane curing compound, applied uniformly at a rate of 200 square feet per gallon. Curing compound shall be applied regardless of temperature or humidity conditions.

3.08 Protection

Concrete shall not be placed if the air temperature is not at least 25 degrees Fahrenheit and rising, or more than 90 degrees Fahrenheit. Concrete shall be protected from damage caused by freezing or rain.

The Contractor shall provide protection for existing surfaces (building faces, light poles etc.) from splattering of concrete. Any damage to building faces, light poles, etc. from concrete splatter shall be repaired or replaced at the Contractor's expense.

The Contractor shall provide sufficient barricading and security to protect fresh concrete from accidental damage or vandalism. Damaged concrete shall be removed to a joint and replaced at the Contractor's expense.

3.09 Cleanup

After the concrete has attained sufficient strength, the forms shall be removed.

Where adjacent areas are turf, the area next to the pavement shall be backfilled with sound earth and topsoil, and graded so the surface is about 1-inch below the pavement or as necessary to provide proper drainage.

END OF SECTION

SECTION 32 17 23
PAVEMENT MARKINGS

PART 1 - GENERAL

1.01 Work Included

This work includes furnishing and applying pavement markings at locations shown on the plans, in the proposal, or as directed by the Engineer, in accordance with the Michigan Manual on Uniform Traffic Control Devices and as specified herein.

The Contractor is responsible for all layout work necessary for the location and placement of pavement markings, as shown on the plans or in the proposal or as directed by the Engineer.

All markings, shapes, and dimensions shall conform to the Michigan Department of Transportation Pavement Marking Standards or other details provided.

1.02 References

- A. Michigan Department of Transportation 2020 Standard Specifications for Construction
- B. Michigan Manual on Uniform Traffic Control Devices
- C. Michigan Department of Transportation's Qualified Products List

1.03 Submittals

The Contractor shall submit a list of all proposed materials and suppliers for pavement marking materials for review prior to performing the work.

1.04 Quality Assurance and Quality Control

The Contractor shall maintain and provide the Engineer with records of application of pavement marking materials, including paint and beads. The records shall include descriptions of the materials used (manufacturer, batch, date of manufacture, etc.) and quantities of each (gallons of paint or binder).

PART 2 - PRODUCTS

2.01 Materials

A. General Requirements

All pavement markings must be lead-free and selected from the Michigan Department of Transportation's Qualified Products List. Pavement marking materials must be manufactured in the calendar year in which they are to be applied.

B. Packaging and Labeling

Materials shall be furnished in containers or packages plainly marked showing the manufacturer, description of materials, product identification number, batch number, date of manufacture, contents weight, and contents volume.

Thermoplastic material shall be packaged in a manner to prevent it to adhere during storage or shipment. The label on the material shall include the manufacturer's recommendations for the application temperature.

PART 3 - EXECUTION

3.01 Applying Pavement Markings

Prior to the application of pavement markings, the pavement surfaces shall be clean, dry, and free of foreign materials. The Contractor shall be responsible for removal of foreign material, which can be removed by air-blasting. The Contractor shall also be responsible for removing occasional debris or dead animals from the line track. When shown on the plans or in the proposal, or when directed by the Engineer, curing compound on new concrete shall be removed by light sandblasting.

All materials and glass beads shall be placed according to the manufacturer's requirement.

Pavement markings shall be applied uniformly to the surface and so that they adhere adequately, following manufacturer's recommendations. All materials shall be thoroughly mixed at all times during application. Thinning of liquid materials will not be permitted.

Pavement markings shall be of the width called for on the plans, details, or pay item(s). The markings shall be of the color(s) and configuration as shown on the plans, in the proposal, or as directed by the Engineer. A solid line of the color and width specified shall have no gaps or spaces of unapplied material.

Improperly located markings shall be removed at the Contractor's expense, in accordance with Section 811 of the Michigan Department of Transportation 2020 Standard Specifications for Construction and shall be reapplied in the correct locations at no cost to the Owner.

Applied markings shall be sharp and well-defined. The markings shall be free of uneven edges, overspray, or other readily visible defects which, in the opinion of the Engineer, detract from the appearance or function of the pavement markings. Appropriate care shall be taken to prevent motorists and adjacent properties from being sprayed. Shields or other devices may be used for this purpose.

Pavement marking lines shall be straight or of uniform curvature and shall conform with the tangents, curves, and transitions, as specified in the pavement marking plans and/or directed by the Engineer. The lateral deviation of the finished lines shall not exceed ½-inch from the proposed location alignment, as specified in the plans and/or directed by the Engineer.

Any deviation of the pavement marking lines greater than that specified herein, or shown on the pavement marking plans, shall be sufficient cause for requiring the Contractor to remove and correct such pavement markings at no additional expense to the Owner.

Pavement markings shall be protected from damage by the Contractor during the cure period. Pavement markings damaged by traffic, that were not applied and/or suitably protected, shall be

traced at the Contractor's expense as directed by the Engineer. Tracked lines shall be removed at the Contractor's expense when ordered by the Engineer.

Application, temperature, protection, and seasonal restrictions shall be in accordance with Section 811 of the Michigan Department of Transportation 2020 Standard Specifications for Construction.

END OF SECTION

SECTION 32 92 00
TURF ESTABLISHMENT

PART 1 - GENERAL

1.01 Work Included

This work includes soil preparation, seeding, fertilizing, and mulching on those areas designated for turf establishment.

1.02 References

A. Michigan Department of Transportation Qualified Products List

1.03 Related Work

A. Section 31 25 00 – Soil Erosion and Sedimentation Control

1.04 Performance Requirements for Guaranteed Growth and Smooth Ground Surface

The Contractor is responsible to provide turf, substantially free of bare spots and free of weeds. The ground in turf areas shall be smooth, graded to provide positive drainage, and graded to provide a smooth transition to adjacent areas. The Engineer will determine when the requirements of guaranteed growth and smooth ground surface have been met.

Materials, requirements, and methods described in this specification are provided to establish minimum levels. Where the Contractor believes that other materials or methods are appropriate for the specific site conditions or better suited to the Contractor's schedule, the Contractor shall submit details of the alternative materials and/or methods to the Engineer for approval.

The Contractor shall provide re-seeding, watering, and herbicides, as necessary, to achieve the desired results.

There will be no adjustment in project cost for re-seeding, watering, application of herbicides, or using alternative methods of turf establishment.

1.05 Areas Designated for Turf Establishment

All areas disturbed by the Contractor's activities or as a result of the project, which are not to be restored with a pavement or aggregate surface, are to be restored with turf, unless specifically directed otherwise.

Turf shall be established on borrow areas and areas where excess soil is stockpiled.

When shown on the drawings or directed by the Engineer, the Contractor shall establish turf in other areas.

PART 2 - PRODUCTS

2.01 Materials

A. Topsoil

Topsoil shall be a humus-bearing, natural mineral soil of loam, sandy loam, silty loam, or clay loam classification. Topsoil shall neither be excessively acidic or alkaline.

Topsoil shall be screened and free of stones, roots, debris, and other foreign matter. Topsoil which is stripped from the project area shall be removed, transported, and stockpiled in a manner which prevents it from becoming mixed with sub-soils.

B. Fertilizer

Fertilizers shall be standard, commercial packaged or bulk products in granular or liquid form. Each container of packaged fertilizer shall be marked by the manufacturer with the following information: manufacturer name; lot number; date; analysis of contents, including the minimum percentages of total nitrogen, available phosphoric acid, and soluble potash; and the net weight. Bulk fertilizer shall be accompanied with an invoice indicating the manufacturer name; lot number; date; analysis of contents, including the minimum percentages of total nitrogen, available phosphoric acid, and soluble potash; and the net weight or volume.

Fertilizer for seeding and sodding shall be comprised of both a water insoluble component and a water soluble component. The water insoluble nitrogen must be from ureaformaldehydes and/or coarse grade isobutylidene diurea.

Fertilizer shall provide 33 pounds of actual water insoluble nitrogen per acre. The water soluble component of the fertilizer shall provide 65 pounds of actual nitrogen, phosphorus, and potassium nutrient per acre, in equal proportions. The water soluble component of the fertilizer shall include urea, diammonium phosphate, and potassium chloride.

C. Mulch

1. Loose Mulch

Mulch shall be straw or marsh hay, in an air-dried condition. Mulch material must be clean, undamaged, and rot-free. It must be substantially free of weed seed and other objectionable foreign matter.

2. Turf Mulch Blankets

Mulch blankets shall be manufactured by a company currently listed on the Michigan Department of Transportation's Qualified Products List.

Mulch blankets shall have a net covering on both sides of the blanket and shall be manufactured from either excelsior or straw. Excelsior blankets shall be manufactured from a uniform layer of interlocking excelsior fibers cut from sound, green timber, with an average dry weight of 12 ounces per square yard. Straw blankets shall be made of a uniform layer of clean wheat straw, free of weeds and weed seed, with the straw and net covering securely stitched together to form a uniform mat having an average dry weight of 8 ounces per square yard.

3. Mulch Anchoring

Mulching anchoring shall be manufactured by a company currently listed on the Michigan Department of Transportation’s Qualified Products List.

Latex-based anchoring shall have a composition, by weight, of 48 percent styrene, 50 percent butadiene, and 2 percent additive, 42 percent to 46 percent solids, and a pH of 8.5 to 10.

Recycled newsprint mulch shall be comprised of specifically prepared, biodegradable, shredded newspaper particles consisting of recycled newsprint fibers. The recycled newsprint must contain a wetting agent, defoaming agent, and nontoxic dyestuff that will impart a bright green or blue color. The dyestuff must adhere tightly to the fiber. Recycled newsprint shall meet the following minimum requirements:

Moisture content (total weight)	12 percent maximum
Shredded high-grade newsprint (oven dry)	96 percent minimum
Tackifier, by weight	1½ percent to 3 percent
Water holding capacity (water per 3½ ounces of fiber)	32 ounces minimum

Wood fiber shall be specially prepared, biodegradable, air-dried virgin wood fibers manufactured from 100 percent whole wood chips. The wood fiber must be manufactured with a tackifier. Recycled materials are not acceptable. The fibers must be dyed with a green or blue biodegradable dye to aid in visual metering during construction. The process and materials must not contain growth or germination inhibiting materials. The wood fiber must conform to the following specifications:

Moisture content (total weight)	12 percent maximum
Organic wood fiber (oven dry)	95 percent minimum
Tackifier, by weight	3 percent to 5 percent
Water holding capacity (water per 3½ ounces of fiber)	35 ounces minimum

Guar gum tackifiers shall contain a minimum of 95 percent guar gum by weight. The remaining components shall be dispersing and crosslinking additives.

Other tackifiers may include water soluble natural vegetable gums, or guar gums blended with gelling and hardening agents, or a water soluble blend of hydrophilic polymers, viscosifiers, sticking aids, and other gums.

D. Weed Control

Herbicides must be approved for use by the Michigan Department of Agriculture and the U.S. Environmental Protection Agency.

2.02 Seeding Mixtures

Seed shall be furnished in durable bags, each with a tag indicating the seed supplier, lot number, date, mixture proportions, purity, germination, and net weight.

Seed mixtures shall meet the requirements of one or more of the following mixtures, or other mixtures that are approved in advance by the Engineer. Where the Contractor believes that another mixture is appropriate for areas within the limit of the project, the Contractor shall request that the Engineer review and approve the substituted mixture(s). Requests for substitutions shall include the name of the seed supplier, the mixture proportions, the purity, and the germination.

Species	Purity, Minimum (percent)	Germination (percent)	Seed Mixture						
			Mixture Proportions (percent by weight)						
			TDS	THV	TUF	TGM	THM	CR	TSM
Kentucky Blue Grass	98	85	5	15	10	10	30		
Perennial Ryegrass	96	85	25	30	20	20	20		50
Hard Fescue	97	85	25		20	30			
Creeping Red Fescue	97	85	45	45	40	40	50		
Fults Salt Grass	98	85		10	10				
Cereal Rye	85	85						100	
Spring Oats	85	85							50

PART 3 - EXECUTION

3.01 Preparation for Turf Establishment

A. Topsoil Stripping

Prior to performing any excavation, filling, grading, or other earthwork, the Contractor shall strip and stockpile topsoil for later use on the project. Excess topsoil shall not be removed from the project site unless specifically provided elsewhere in the contract documents.

B. Finish Grading

The areas that are to be seeded shall be properly graded, sloped, and shaped with an allowance for the thickness of the topsoil layer. The earth bed upon which topsoil will be placed shall be friable to a depth of at least 4 inches. Earth beds not in a friable condition shall be harrowed with a disk, spring tooth drag, or similar equipment.

C. Placement and Preparation of Topsoil

Topsoil shall be spread on the prepared areas to a depth of 3 inches (in place, after rolling or compaction), unless otherwise shown on the plans or proposal. After spreading, any large clods or lumps shall be broken and all stones larger than 1-inch diameter, rocks, roots, litter, and other foreign debris shall be raked up and disposed of by the Contractor. After spreading and raking, the topsoil surface shall be in a friable condition and the surface shall be reasonably close to the proposed grades and cross section.

The topsoil surface shall be shaped to provide proper drainage. Where proposed grades are not shown on the plans, the topsoil surface shall be graded to provide a smooth transition between the new construction and the existing, adjacent ground.

Excess topsoil shall be stockpiled in a location acceptable to the Owner and neatly trimmed to present a neat appearance.

3.02 Turf Establishment

A. Permanent Seeding and Fertilizing

Disturbed areas shall be seeded upon completion of earthwork and grading operations. Disturbed areas shall be stabilized with temporary seeding if permanent seeding cannot be completed.

Seed mixtures for permanent seeding shall be appropriate for the soil type and location, as indicated in the following table. The Contractor may propose and submit alternative mixtures to the Engineer for review and approval. It is the Contractor's responsibility to provide turf areas which are substantially free of bare spots and generally weed-free.

Mixture Designation	Soil Type	Location
TDS	Dry Sandy to Sand Loam	Rural or Urban
THV	Heavy	Rural
TUF	All Types	City Streets
TGM	Medium to Heavy	All
THM	Loamy to Heavy	Residential / Commercial

Fertilizer and seed shall be applied uniformly on areas prepared for seeding. Seed shall be applied at a rate of 220 pounds per acre. Seed and fertilizer may be applied by drilling, broadcasting, or hydraulically. Seed and fertilizer shall be applied before applying mulch. Seed and fertilizer shall be lightly raked or rolled into the prepared topsoil surface.

Neither broadcast seeding nor hydraulic seeding shall be performed during windy weather.

There shall be provisions for mixing or agitating the seed – fertilizer mixture used for hydraulic seeding to keep it evenly distributed in suspension. Mixtures shall be applied within an hour of mixing the seed with water; unused portions shall be discarded.

B. Temporary Seeding

Temporary seeding shall be completed when the permanent seeding cannot be completed because of seasonal conditions. Temporary seeding shall be applied at a rate of 100 pounds per acre, and shall be of the following designation.

Mixture Designation	Soil Type	Location
CR	All Types	Temporary, less than 6 months
TSM	All Types	Temporary, more than 6 months

Before completion of the contract, the Contractor shall complete permanent seeding of all areas which are temporary seeded.

C. Dormant Seeding

Dormant seeding should be used only when necessary to complete a project when seasonal conditions are not conducive to permanent seeding. Dormant seeding shall not be completed on frozen ground. Dormant seeding shall be completed, as required, for permanent seeding.

The Contractor is responsible to establish turf which is substantially free of bare spots and generally free of weeds.

3.03 Mulching

A. Mulch Placement

Immediately after the seed has been set into the topsoil surface by light raking or rolling, the Contractor shall spread mulch and anchor it as appropriate. Mulching shall not be performed during windy conditions.

Loose mulch shall be placed thick enough to shade the ground, conserve moisture, and resist erosion, but open enough to allow sunlight to penetrate and air to circulate.

The Contractor shall maintain mulched areas and repair any areas where damage from erosion, wind, traffic, fire, or other causes occur.

Mulch shall be applied at a uniform rate of 2 tons per acre, except that a rate of 3 tons per acre is required with dormant seeding.

B. Mulch Anchoring

Mulch anchoring (tackifiers) shall be sprayed immediately after the mulch is placed. Spraying shall not be performed when wind might prevent the proper placement of the adhesive. The Contractor shall provide protection measures, as necessary, to protect traffic, signs, structures, and other objects from being marked or disfigured by tackifier materials.

Latex based adhesive shall be mixed at a rate of at least 15 gallons of adhesive with a minimum of 250 pounds of recycled newsprint and 375 gallons of water.

Recycled newsprint shall be mixed at a minimum rate of 750 pounds of newsprint with 1,500 gallons of water.

Wood fiber shall be mixed at a minimum rate of 750 pounds of wood fiber with 1,500 gallons of water.

Guar gum shall be mixed at a minimum rate of 100 pounds of dry adhesive and a minimum of 250 pounds of recycled newsprint and 1,300 gallons of water.

Other tackifiers shall be mixed at a minimum rate of 100 pounds of dry adhesive with a minimum of 250 pounds of recycled newsprint with 1,300 gallons of water.

C. Mulch Blankets

Mulch blankets shall be installed within one day of seeding. The side edges of blankets shall be overlapped by 2 inches. Blanket ends shall be shingle lapped 6 inches. Non-metallic staples or pegs shall be placed along all joint edges and along blanket centerlines at a maximum spacing of 2 feet. Blankets in waterways shall be shingle lapped 12 inches on the downslope edge. If the Contractor elects to use mulch netting or blankets, the Contractor will be required to remove the netting fabric once the turf is established.

High velocity blankets shall be installed on slopes of 1:2, or steeper, on ditch bottoms, on ditch side slopes (to an elevation 1 foot above the ditch bottom), and where specifically shown on the drawings or directed by the Engineer.

3.04 Weed Control

Weed control shall be provided by the Contractor, as necessary, to develop turf areas which are relatively free of weeds. Herbicides shall be applied in accordance with federal, state, and local regulations. Herbicides shall be applied in accordance with manufacturer's instructions. Herbicides shall be applied by commercial applicators, licensed in the State of Michigan and certified by the Michigan Department of Agriculture in the appropriate category(ies).

Target weeds shall be sprayed in the newly seeded turf when the new turf grass is sufficiently established to withstand the application of herbicide. Herbicide application shall be repeated if the first application failed to control target weeds.

The Contractor shall take appropriate measures to preserve and protect adjacent property from damages resulting from the application of herbicides. Herbicides shall not be applied when wind may carry it to adjacent areas.

END OF SECTION

SECTION 32 92 20
NATIVE SEEDING

PART 1 - GENERAL

1.01 Work Included

This work includes soil preparation, seeding, and maintenance of all areas to receive permanent stabilization with native seed mixes as indicated on the plans.

1.02 References

A. Michigan Department of Transportation Qualified Products List

1.03 Related Work

A. Section 31 23 01 – Excavating, Filling, and Grading

B. Section 31 25 00 – Soil Erosion and Sedimentation Control

C. Section 32 92 00 – Turf Establishment

1.04 Submittals

A. The Contractor shall submit safety data sheets on the materials specified herein prior to materials being brought on to the site, including:

1. Certification of seed mixture(s) from supplier, stating the botanical and common names of each species, composition by weight of each species; including the year of production and date of packaging.
2. Documentation of Pure Live Seed (PLS) testing from qualified independent testing laboratory for each species.
3. Product data sheets for all herbicides, erosion-control materials, and nuisance species control products used on project.
4. The Contractor shall submit documentation of amended soils, including percentages of amendments by weight and certification indicating that the amendments are free of noxious weed seeds.

1.05 Material Shipping, Handling, and Storage

- A. Seed shall be shipped and stored in the supplier's original packaging until installed.
- B. Seed shall be stored in a manner to protect from moisture, heat, or other conditions that would jeopardize viability or cause germination before installation.
- C. If seed blends are to be provided, seed shall be mixed prior to delivery by the supplier or Contractor.
- D. Deliver seed in original sealed, labeled, and undamaged containers. Submit seed labels to the Engineer.

1.06 Scheduling

A. Methods of installation will vary according to the time of year.

1. November 1st thru February 28th:
 - a. Seed must be protected from displacement by water and wind erosion.
 - b. Seeding on bare, graded surfaces must be protected with appropriate erosion control blankets on slopes steeper than 5:1, and with blown and crimped straw mulch at 1½ tons per acre on lesser slopes.
 - c. Seed drilled into existing vegetation or on flat ground not subject to erosion may need only minimal erosion protection.
2. March 1st thru June 29th:
 - a. Seeding during this period is appropriate but germination of a portion of the seed may not occur until the following season due to lack of cold stratification to break seed dormancy.
 - b. Blown and crimped straw mulch is recommended at 1½ tons per acre on bare soils.
 - c. Mulch may not be required if seed is drilled into existing vegetation or flat ground not subject to erosion.
3. June 30th thru September 15th:
 - a. Installation of native seed should be suspended unless irrigation can be provided.
 - b. See irrigation guidelines specified herein.
 - c. Annual forbs planted with the mix during this time period may germinate but not have sufficient time to flower before fall senescence.
4. September 15th thru October 31st:
 - a. Seeding on graded, bare-soil surfaces must be protected with appropriate erosion control blankets on slopes steeper than 3:1, and with blown and crimped straw mulch at 1½ tons per acre on lesser slopes.
 - b. Seed drilled on flat ground not subject to erosion or into existing vegetation may not require erosion protection.

1.07 Performance Standards

- A. At least 90 percent of the seeded area shall be vegetated with native species or cover crop species from the seed mix by June 1st following seeding (if planting occurred from September 1st through March 30th), or within 60 days of seeding if planted outside this period. Performance shall be verified by means of a walk-through inspection by the Contractor with the Engineer and Owner's representative, rather than by formal sampling.
- B. After one (1) full growing season, at least 50 percent of the native species seeded must be present as live plants, and areal coverage of native species shall be at least 20 percent.

- C. After two (2) full growing seasons, areal coverage of native species shall be at least 60 percent.
- D. There should be no single area of bare ground greater than 900 square feet (30 by 30).

PART 2 - PRODUCTS

2.01 Materials

A. Sources

- 1. Native seed should be obtained from sources within the same EPA Level III Ecoregion as the project site. Some sources can be found at the Washtenaw County Conservation District Web Site: www.washtenawcd.org
- 2. If the desired species are not available from the same Ecoregion, materials shall be obtained from an adjacent region, preferably to the west or east.

B. Seed supplied to the site shall be tagged with the botanical and common names, bulk weight, PLS weight, and documentation of PLS testing.

C. Pure Live Seed: Seed quantities shall be provided on a PLS (pure live seed) basis. Bulk quantities used on the project will vary with the actual percent of PLS of the seed lot.

D. Seed mix(es) shall be provided according to the species list below, proportioned by weight and applied at the specified rates:

1. Lowland Seed Mix

Botanical Name	Common Name	PLS (Oz/Ac)
Permanent Grasses/Sedges:		
<i>Carex vulpinoidea</i>	Brown Fox Sedge	3.00
<i>Elymus virginicus</i>	Virginia Wild Rye	8.00
<i>Glyceria striata</i>	Fowl Manna Grass	3.00
		Total: 14.00

Temporary Cover:

<i>Lolium multiflorum</i>	Annual Rye	100.00
<i>Avena sativa</i> *	Oats	320.00
<i>Triticum aestivum</i> *	Common Wheat	320.00
		Total: 420.00

*Use Wheat if sown late season (after August 1) or Oats if sown before August 1st.

Forbs:

<i>Apocynum cannabinum</i>	Indian Hemp	1.00
<i>Asclepias incarnata</i>	Swamp Milkweed	5.00
<i>Aster puniceus</i>	Swamp Aster	3.00
<i>Chelone glabra</i>	Turtlehead	3.00
<i>Eupatorium perfoliatum</i>	Boneset	1.00
<i>Hibiscus moscheutos</i>	Rose Mallow	3.00
<i>Lobelia siphilitica</i>	Great Blue Lobelia	1.00
<i>Penstemon digitalis</i>	Foxglove Beardtongue	1.00
<i>Physostegia virginiana</i>	Obedient Plant	2.00
<i>Pycnanthemum virginianum</i>	Mountain Mint	1.00
<i>Rudbeckia fulgida</i>	Black-Eyed Susan	1.00

<i>Rudbeckia triloba</i> Three-Lobed Coneflower	1.00
<i>Scutellaria lateriflora</i> Mad-Dog Skullcap	1.00
<i>Senna hebecarpa</i> Wild Senna	1.00
<i>Solidago ohioensis</i> Ohio Goldenrod	1.00
<i>Solidago patula</i> Swamp Goldenrod	1.00
<i>Solidago riddellii</i> Riddell's Goldenrod	1.00
<i>Thalictrum dasycarpum</i> Tall Meadow Rue	1.00
<i>Veronica missurica</i> Ironweed	1.00
<i>Zizia aurea</i> Golden Alexanders	3.00
Total:	33.00

2. Prairie Seed Mix

Botanical Name	Common Name	PLS (Oz/Acre)
Permanent Grasses/Sedges:		
<i>Carex bicknellii</i>	Bicknell's Sedge	3.00
<i>Sporobolus heterolepis</i>	Prairie Dropseed	32.00
		Total: 35.00
Temporary Cover:		
<i>Hordeum vulgare</i>	Winter Barley	100.00
<i>Avena sativa</i> *	Oats	160.00
<i>Triticum aestivum</i> *	Common Wheat	160.00
		Total: 260.00

*Use Wheat if sown late season (after August 1) or Oats if sown before August 1st.

3. Rolling Meadow Seed Mix

Botanical Name	Common Name	PLS (Oz/Ac)
Permanent Grasses/Sedges:		
<i>Carex spengelii</i>	Sprengel's Sedge	6.00
<i>Juncus tenuis</i>	Path Rush	6.00
<i>Sporobolus heterolepis</i>	Prairie Dropseed	32.00
		Total: 44.00
Temporary Cover:		
<i>Hordeum vulgare</i>	Winter Barley	100.00
<i>Avena sativa</i> *	Oats	160.00
<i>Triticum aestivum</i> *	Common Wheat	160.00
		Total: 260.00

*Use Wheat if sown late season (after August 1) or Oats if sown before August 1st.

E. Topsoil

Topsoil shall be a humus-bearing, natural mineral soil of loam, sandy loam, silty loam, or clay loam classification or as defined by plan details. Topsoil shall neither be excessively acidic or alkaline.

Topsoil shall be screened and free of stones, roots, debris, and other foreign matter. Topsoil which is stripped from the project area shall be removed, transported, and stockpiled in a manner which prevents it from becoming mixed with sub-soils.

F. Fertilizer

Fertilizers shall be standard, commercial packaged or bulk products in granular or liquid form. Each container of packaged fertilizer shall be marked by the manufacturer with the following information: manufacturer name; lot number; date; analysis of contents, including the minimum percentages of total nitrogen, available phosphoric acid, and soluble potash; and the net weight. Bulk fertilizer shall be accompanied with an invoice indicating the manufacturer name; lot number; date; analysis of contents, including the minimum percentages of total nitrogen, available phosphoric acid, and soluble potash; and the net weight or volume.

Fertilizer for seeding and sodding shall be comprised of both a water insoluble component and a water-soluble component. The water insoluble nitrogen must be from ureaformaldehydes and/or coarse grade isobutylidene diurea.

Fertilizer shall provide 33 pounds of actual water insoluble nitrogen per acre. The water-soluble component of the fertilizer shall provide 65 pounds of actual nitrogen, phosphorus, and potassium nutrient per acre, in equal proportions. The water-soluble component of the fertilizer shall include urea, diammonium phosphate, and potassium chloride.

G. Erosion Control Materials

1. Erosion-Control Blankets

Biodegradable wood excelsior, straw, or coconut-fiber mat enclosed in a biodegradable mesh. Include manufacturer's recommended steel wire staples of a length appropriate for site soil conditions.

2. Erosion-Control Fiber Mesh

Biodegradable burlap or spun-coir mesh, a minimum of 0.92 pounds per square yard, with 50 to 65 percent open area. Include manufacturer's recommended steel wire staples of a length appropriate for site soil conditions.

3. Blown and Crimped Straw Mulch

Only to be applied to areas with a slope rating of 10H:1 V or less.

PART 3 - EXECUTION

3.01 Preparation

A. Vegetated Sites

1. Existing grass and weeds shall be killed with applications of glyphosatebased herbicide. Sites heavily vegetated with certain species such as fescues (*Festuca spp.*), reed canary grass (*Phalaris arundinacea*), or canada thistle (*Cirsium arvense*) often require two or more applications at two- to three-week intervals to kill resprouts and seedlings from the seed bank.
2. Areas of tall or dense vegetation should then be mowed to a height of 6 inches or burned. More sparsely vegetated sites can be drill seeded through the existing dead vegetation without mowing or burning. Sites containing woody growth may require different methods or herbicides for an effective kill.

B. Graded Sites

It is extremely important to avoid soil compaction as much as possible. Equipment access and travel should be routed around all planting areas, and repeat passes over the same area should be limited during all grading, topsoil application, and decompaction work. Equipment having low unit pressure ground contact should be utilized whenever possible.

C. All planting areas which have been excavated into subsoil should be amended by the following process:

1. Over excavate to 6 inches below the final elevations shown on plans.
2. Check the compaction/density of the subsoil according to the parameters listed below under "Measuring and correcting soil compaction." Decompact if necessary.
3. Apply 2 to 3 inches of topsoil (as specified above under "Acceptable Topsoil").
4. Incorporate the topsoil with the subsoil by ripping, tilling, discing, or other method.
5. Apply and spread evenly enough topsoil to achieve the final grades specified in the plans within a tolerance of ± 0.25 feet. After final application of topsoil, measure soil compaction again as specified below and decompact as necessary.
6. After decompaction, the surface should be prepared for seeding by any method which leaves the upper 2 to 3 inches broken down into a fine-particle seedbed with no clods larger than 3-inch diameter. The final graded surface should conform to the elevations shown in the plans to ± 0.25 foot.

D. If crusting from rainfall has occurred, re-scarification is required. Scarification may not be required if drill seeding is to occur.

E. The seedbed must not be too soft, or seed may become buried too deep. As a test, if adult human footsteps in the seedbed average more than $\frac{1}{2}$ inch deep, the seedbed should be cultipacked or rolled to create a firmer surface.

3.02 Seeding

A. Broadcast Seeding

1. Broadcast seeding is preferred over drill seeding on graded, bare soil sites. Apply the seed uniformly over the surface using a combination seeder/cultipacker unit such as a Brillion or Truax Trillion seeder or equivalent.
2. A cone seeder or other similar broadcasting equipment may also be used if the seed mix does not contain fluffy seeds in amounts sufficient to prevent free flowing without plugging. Seed should then be pressed into the surface using a cultipacker or roller.

B. Seeding equipment, whether broadcast or drill, should be calibrated to deliver the seed at the rates and proportions specified in the plans. Equipment should be operated in such a manner as to ensure complete coverage of the entire area to be seeded, and seed must be placed no deeper than $\frac{1}{4}$ inch in the soil.

C. No fertilizers or soil conditioners will be required or allowed.

3.03 Erosion Control Materials

- A. Seeding on steep slopes (greater than 5:1 or 3:1 as specified) shall be protected with erosion control blankets.
- B. Seeding on lesser slopes shall be protected with blown and crimped straw mulch at 1.5 tons per acre.
- C. Seed drilled into existing vegetation or on flat ground may not require erosion control protection.

3.04 Cleanup and Protection

- A. Promptly remove soil and debris from paved areas. Clean wheels of vehicles before leaving site to avoid tracking soil onto roads, walks, or other paved areas.
- B. Allow only vehicles and equipment required to perform and maintain work of this section onto completed areas.

3.05 Weed Control

Weed control shall be provided by the Contractor, as necessary, to develop turf areas which are relatively free of weeds. Herbicides shall be applied in accordance with federal, state, and local regulations. Herbicides shall be applied in accordance with manufacturer's instructions. Herbicides shall be applied by commercial applicators, licensed in the State of Michigan and certified by the Michigan Department of Agriculture in the appropriate category(ies).

Target weeds shall be sprayed in the newly seeded turf when the new turf grass is sufficiently established to withstand the application of herbicide. Herbicide application shall be repeated if the first application failed to control target weeds.

The Contractor shall take appropriate measures to preserve and protect adjacent property from damages resulting from the application of herbicides. Herbicides shall not be applied when wind may carry it to adjacent areas.

END OF SECTION

SECTION 33 44 00
STORM SEWERS

PART 1 - GENERAL

1.01 Work Included

This work includes construction of storm sewers, drainage structures, and appurtenances. Drainage structures include catch basins, inlets, manholes, and manhole tees.

1.02 References

Where materials or methods of construction are listed as being in conformance with a standard specification, it shall refer to the latest edition of the standard specification or any interim revision.

- A. AASHTO M36 – Standard Specification for Corrugated Steel Pipe, Metallic-Coated, for Sewers and Drains
- B. AASHTO M170 – Standard Specification for Reinforced Concrete Culvert, Storm Drain, and Sewer Pipe
- C. AASHTO M294 – Standard Specification for Corrugated Polyethylene Pipe, 300-mm to 1,500-mm (12-in. to 60-in.) Diameter
- D. ASTM A48 – Standard Specification for Gray Iron Castings
- E. ASTM C76 – Standard Specification for Reinforced Concrete Culvert, Storm Drain, and Sewer Pipe
- F. ASTM C443 – Standard Specification for Joints for Concrete Pipe and Manholes, Using Rubber Gaskets
- G. ASTM C478 – Standard Specifications for Circular Precast Reinforced Concrete Manhole Sections
- H. ASTM D1056 – Standard Specification for Flexible Cellular Materials-Sponge or Expanded Rubber
- I. ASTM D4101 – Standard Specifications for Polypropylene Injection and Extrusion Materials
- J. Michigan Department of Transportation 2020 Standard Specifications for Construction
- K. Michigan Department of Transportation Standard Plans

1.03 Related Work

- A. Section 01 45 16.02 – Density and Aggregate Testing
- B. Section 01 55 26 – Maintaining Traffic
- C. Section 01 71 23.16 – Construction Staking by Contractor
- D. Section 31 23 01 – Excavating, Filling, and Grading

- E. Section 31 25 00 – Soil Erosion and Sedimentation Control
- F. Section 32 92 00 – Turf Establishment

1.04 Submittals

The Contractor shall submit shop drawings or certificates of compliance to the Owner and Engineer for the following items.

- A. Pipe, fittings, and joint material
- B. Manholes and manhole adjusting rings and castings
- C. Pipe bedding and backfill material

1.05 Quality Assurance and Quality Control

A. Grade and Alignment

Grade and alignment shall be maintained using a laser. The Contractor shall verify that the sewer is constructed at the proper alignment by checking grades and offsets at each manhole, at 50 feet upstream from manholes, and at 100-foot intervals. The Contractor shall report as-constructed measurements to the Engineer.

B. Acceptance Tests

The completed sewer(s) shall be subjected to the following tests, prior to acceptance by the Owner. Acceptance tests shall be completed by the Contractor, in the presence of the Engineer (or Owner's representative).

1. Physical Inspection

The physical inspection shall be completed in accordance with Section 3.08.A.

PART 2 - PRODUCTS

2.01 Materials

A. Pipe

Unless a specific type, class or thickness is called for on the plans or in the proposal, material class shall meet the requirements of Pipe Alternates for Storm Sewer Classes, as described in Section 402 of the Michigan Department of Transportation 2020 Standard Specifications for Construction. Corrugated steel pipe may be used only where shown on the drawings.

1. Reinforced Concrete Pipe

Pipe shall meet ASTM C76. Where no class is shown on the drawings or on the proposal, Class III or better shall be provided.

Joints shall be rubber gaskets in accordance with ASTM C443.

Reinforced concrete pipe to be installed by jacking shall be Class V and shall be provided with full circular reinforcement. Pipe joints shall be butt type.

2. Smooth-Lined Corrugated Plastic Pipe

Where storm sewers from 12-inch to 24-inch diameter are called for on the plans, with at least 3 feet of cover over the pipe, and when a particular kind of sewer pipe is not specified, the Contractor may furnish smooth-lined corrugated plastic pipe (SLCPP).

SLCPP shall be corrugated polyethylene pipe meeting the requirements of AASHTO M294, Type S. Any fittings required shall also meet the requirements of AASHTO M294. Only fittings supplied or recommended by the pipe manufacturer shall be used. When gaskets are used in couplings to provide watertight or silt-tight joints, gaskets shall be a band of expanded rubber meeting the requirements of ASTM D1056 for Type 2 closed cell rubber, or O-rings meeting the requirements of ASTM C443.

3. PVC Pipe

All PVC pipe shall be ASTM D3034 gasketed sewer pipe with a SDR of 26 or lower. PVC pipe conforming to ASTM D1785 Schedule 40 and ASTM D2665 is acceptable for 6-inch service leads.

4. Corrugated Galvanized Steel Pipe

Pipe with circular cross section and reformed pipe with pipe arch shape shall conform to AASHTO M36. The Contractor shall furnish the Owner with two copies of a certification of compliance, with the chemical requirements of the base metal, as specified in AASHTO M36.

Corrugated metal pipe shall be a minimum of 8-gauge or wall thickness of 0.168 inches.

For pipe arch shapes, minimum thickness shall be based on the next larger size if the actual span dimension is not listed.

B. End Sections

End sections shall be flared and beveled to conform with ditch slopes.

Metal end sections shall conform with AASHTO M36, where applicable. The metallic coating on the end sections shall be the same as on the pipe. End sections shall be furnished complete with coupling bands or hardware necessary for connecting them to the end of the pipe culvert.

Concrete end sections shall be constructed of precast concrete and reinforcement conforming to the requirements of AASHTO M170 (ASTM C76) Class III or as shown on the drawings. Connection of end section to concrete pipe shall be made by tongue and groove joints.

C. Drainage Structures

Drainage structures shall be precast concrete units meeting the requirements of ASTM C478 with rubber gaskets conforming to ASTM C443. Drainage structures shall be 4 feet in diameter, unless shown otherwise on the plans or in the proposal. Precast concrete grade rings meeting ASTM C478 shall be used to adjust the top of the structure to the final grade. At least 6 inches, but not more than 18 inches, of vertical adjustment shall be provided with grade rings. Manhole lifting holes shall not be permitted in the manhole sections. Lifting lugs shall be cast into the manhole for lifting.

Manhole steps shall be copolymer polypropylene plastic steps with a steel reinforcement bar, with a minimum diameter of ½-inch, a minimum width of 10 inches center to center of wall anchor, and complete with anti-skid side plates conforming to ASTM D4101. Steps shall be manufactured with the manhole wall and spaced at a maximum of 16 inches on center. Gray iron castings shall be heavy duty classification and shall conform to ASTM A48 Class 35B coated with asphalt coating.

D. Castings

Castings shall meet the requirements of the Michigan Department of Transportation 2020 Standard Specifications for Construction, and the Michigan Department of Transportation Standard Plans.

PART 3 - EXECUTION

3.01 Excavation

Excavation shall be completed in accordance with Section 31 23 01 – Excavating, Filling, and Grading

3.02 Pipelaying

Sections of sewer pipe shall be carefully laid in the prepared trench, bell ends upgrade, with the spigot end fully entered in the adjacent bell. Each section shall have firm bearing throughout its length and shall be substantially true to the line and grade required. The use of blocks to bring sections to grade will not be permitted.

Circular concrete pipe with lift holes shall be installed with the lift holes on top of the pipe. Holes shall be plugged with suitable concrete plugs before backfilling.

Existing live sewers that are to remain shall be carefully protected during construction of the new sewers. If they are damaged in any way, they shall be immediately repaired or replaced, as directed by the Engineer.

All junctions with house or building leads shall be made in a manner acceptable to the Engineer.

Flexible watertight joints shall be installed in accordance with the manufacturer's recommendations.

Connections to sewers owned by other agencies shall be done in accordance with their requirements.

Connections to existing sewers having a plug or bulkhead shall be made with a watertight joint. The plug or bulkhead shall be removed without damage to the sewer, and the plug material shall be removed from the sewer and properly disposed of.

If there are no openings in the existing pipe or structures at the point of connection, an opening shall be cut in the pipe or the structure sufficiently large enough to permit 3 inches of mortar to

be packed around the entering pipe and the mortar pointed up smooth and flush with the inner wall. Pipe passing through pipe or structure walls shall be cut at the end to conform with the shape of the inside of the wall and to be flush therewith. On the outside of the pipe or structure, the entering pipe shall be encased with sufficient mortar to provide bearing under the pipe. Any existing pipe broken or cracked while making the connection shall be replaced at the Contractor's expense.

When replacing an existing sewer, connections to the original sewer or drain that are encountered shall be reconnected to the new sewer.

Sewers and drainage structures shall be reasonably free of accumulation of silt debris and other foreign matter at the time of final acceptance.

3.03 Backfill

Backfill shall meet the requirements of Section 31 23 01 – Excavating, Filling, and Grading

3.04 Additional Requirements of Construction for SLCPP Sewers

SLCPP shall be installed in accordance with Section 3.01. and the additional requirements provided here.

Joints in SLCPP shall be wrapped with a 2-foot wide strip of non-woven geotextile filter fabric with a 1-foot lap at the fabric joint.

The installed pipe shall not be deformed such that any diameter is reduced by 5 percent or more. Deformed pipe shall be removed and replaced at the Contractor's expense. The completed pipeline shall be tested for deformation by the Contractor under the Engineer's supervision. The Contractor shall furnish a 9-point mandrel having a diameter equal to at least 95 percent of the original uninstalled inside diameter of the pipe. The mandrel shall meet the Engineer's approval. Mandrel testing shall be performed no less than thirty calendar days after installation.

3.05 Additional Requirements for Construction of Corrugated Steel Pipe Sewers

A. Repair of Damaged Galvanized Surfaces

The Contractor shall take special care when removing, salvaging, storing, handling, or placing new culverts or culverts that are to be relaid so that they are not dented, scraped, or the galvanized coating is otherwise damaged.

Large diameter or long culverts shall be provided with shop attached lift rings to facilitate handling. Lift holes shall not be cut in corrugated steel pipe.

Saw cut ends of corrugated steel pipe shall be reasonably free from excessive jagged burrs or sharp spurs.

Surfaces on which the spelter coating has been damaged, whether by transporting, handling, or installation, shall be thoroughly cleaned by wire brushing and then painted with two (2)

coats of zinc rich paint conforming to federal specification: Paint shall be High Zinc Dust Content, Galvanizing Repair (Ready Mixed Type) MIL-P-21035.

B. Laying and Jointing Pipe

All pipe shall be laid true to the lines and grades given. Each length shall have full, firm bearing throughout its length.

Separate sections of corrugated pipe shall be securely joined together with standard corrugated metal bands. The bands may be up to 2 standard thicknesses lighter than the culvert, but shall not be less than 0.64 inches (16-gauge). Bands for culverts shall not be less than the following widths:

Pipe Diameter	Band Minimum Width
up to & including 18 inches	7 inches
21 inches through 60 inches	12 inches
over 60 inches	24 inches

The corrugations of the band shall match those of the pipes being joined. The band shall be secured with bolts and angles. Couplings may be either one piece or two pieces. Smooth coupling bands, dimpled bands, and helical-rod and lug bands will not be considered acceptable.

3.06 End Sections

End sections shall be attached to the ends of pipe, where directed. Metal end sections shall be used on metal pipe and on smooth lined plastic pipe. Concrete end sections shall be used on concrete pipe.

End sections shall be installed on firm ground. The slope adjacent to the end section shall be graded and shaped to meet the geometry of the end section.

3.07 Drainage Structures

Precast concrete units shall be placed on a 6-inch sand base, leveled, and thoroughly compacted. Joints shall be sealed with mortar. Joints shall be thoroughly wetted prior to sealing. The joints inside the structure shall be flush with the walls. Joints shall be completely filled with mortar.

Pipe or tile connections to concrete drainage structures shall extend through the structure wall and be cut flush with the inside surface. The opening around the pipe shall be neatly filled with mortar to prevent leakage.

Drainage structure covers shall be new and adjusted to the finish elevation using precast concrete grade rings. Covers shall be of the type called for on the plans. Covers and grade rings shall be set in full mortar beds.

Cover elevations given on the plans are for information only. The final elevation will be determined in the field, based on as-constructed conditions.

Drainage structures shall be maintained reasonably free of accumulations of silt, debris, and other foreign matter at the time of final acceptance.

3.08 Acceptance Tests - Storm Sewers

The methods of testing shall be approved by the Engineer. The Contractor shall provide the necessary equipment and labor for making the tests, and the cost of testing and repair shall be included in the unit price bid for completed storm sewer. The Engineer shall determine when grouting or relaying of faulty pipe is required.

A. Physical Inspection

Upon completion of all work, the Contractor shall open all manholes in the presence of the Engineer to demonstrate that the manholes are complete and free of debris.

END OF SECTION

SECTION 33 46 16
UNDERDRAINS

PART 1 - GENERAL

1.01 Work Included

This work includes constructing a subsurface drainage system.

1.02 References

Where materials or methods of construction are listed as being in conformance with a standard specification, it shall refer to the latest edition of the standard specification or any interim revision.

- A. AASHTO M36 – Standard Specification for Corrugated Steel Pipe, Metallic-Coated, for Sewers and Drains
- B. AASHTO M218 – Standard Specification for Steel Sheet, Zinc-Coated (Galvanized), for Corrugated Steel Pipe
- C. AASHTO M252 – Standard Specification for Corrugated Polyethylene Drainage Pipe
- D. AASHTO M274 – Standard Specification for Steel Sheet, Aluminum-Coated (Type 2), for Corrugated Steel Pipe
- E. AASHTO M278 – Standard Specification for Class PS46 Poly(Vinyl Chloride) (PVC) Pipe
- F. ASTM D1785 – Standard Specification for Poly(Vinyl Chloride) (PVC) Plastic Pipe, Schedules 40, 80, and 120
- G. ASTM D3034 – Standard Specification for Type PSM Poly(Vinyl Chloride) (PVC) Sewer Pipe and Fittings
- H. ASTM D3786 – Standard Test Method for Bursting Strength of Textile Fabrics-Diaphragm Bursting Strength Tester Method
- I. ASTM D4491 – Standard Test Methods for Water Permeability of Geotextiles by Permittivity
- J. ASTM D4533 – Standard Test Method for Trapezoid Tearing Strength of Geotextiles
- K. ASTM D4632 – Standard Test Method for Grab Breaking Load and Elongation of Geotextiles
- L. ASTM D4751 – Standard Test Methods for Determining Apparent Opening Size of a Geotextile
- M. ASTM D4833 – Standard Test Method for Index Puncture Resistance of Geomembranes and Related Products
- N. ASTM F949 – Standard Specification for Poly(Vinyl Chloride) (PVC) Corrugated Sewer Pipe With a Smooth Interior and Fittings

- O. ASTM F2806 – Standard Specification for Acrylonitrile-Butadiene-Styrene (ABS) Plastic Pipe (Metric SDR-PR)
- P. Michigan Department of Transportation 2020 Standard Specifications for Construction

1.03 Related Work

- A. Section 01 45 16.02 – Density and Aggregate Testing

PART 2 - PRODUCTS

2.01 Materials

A. Pipe for Underdrains

1. Smooth Plastic Pipe

Smooth plastic pipe shall be fabricated from polyvinyl chloride (PVC) pipe meeting AASHTO M278, or acrylonitrile-butadiene-styrene (ABS) pipe meeting ASTM F2806, or PVC SDR 35 pipe. Perforations shall meet the requirements of AASHTO M278.

Perforated underdrain pipe shall be wrapped with a non-woven geotextile filter fabric meeting the requirements of Section 2.01 E.

2. Corrugated Plastic Tubing

Corrugated plastic tubing shall conform to AASHTO M252 for polyethylene (PE) tubing or ASTM F949 for polyvinyl chloride (PVC) tubing. Perforations shall meet the requirements of AASHTO M252.

Corrugated plastic tubing shall be wrapped with a non-woven geotextile filter fabric meeting the requirements of Section 2.01 E.

B. Pipe for Outlets

Underdrain outlets into storm sewer drainage structures shall be fabricated from either PVC pipe meeting ASTM D1785, Schedule 40 or ASTM D 3034, Type SDR 23.5.

Underdrain outlets into ditches or open watercourses shall be corrugated steel pipe meeting the requirements of AASHTO M36. Pipe shall be fabricated from zinc coated steel sheet conforming to AASHTO M218 or from aluminum coated sheet conforming to AASHTO M274. Pipe wall thickness shall be 0.05 inches or greater.

C. Aggregate

Aggregate shall be open graded aggregate meeting gradation and requirements of Series 34R, as described in the Michigan Department of Transportation 2020 Standard Specifications for Construction.

D. Sand

Sand shall meet the gradation and requirements of Granular Material Class II, as described in the Michigan Department of Transportation 2020 Standard Specifications for Construction.

E. Geosynthetic Fabric

Geosynthetic fabric for trench lining and pipe wrap shall be a non-woven geotextile meeting the following requirements:

Physical Property	Test Method	Physical Requirements
Grab Tensile Strength (minimum)	ASTM D4632	90 pounds
Trapezoid Tear Strength (minimum)	ASTM D4533	45 pounds
Puncture Strength (minimum)	ASTM D4833	45 pounds
Mullen Burst Strength (minimum)	ASTM D3786	140 pounds
Permittivity	ASTM D4491	0.5 per second
Apparent Opening Size (maximum)	ASTM D4751	0.21 mm

PART 3 - EXECUTION

3.01 Construction

Underdrains shall be constructed where shown on the plans or where directed by the Engineer. Underdrain outlets shall be provided where shown on the plans or as necessary to provide positive drainage.

A. Trench Excavation

Trenches for underdrain installation shall be excavated using a wheel or chain type trencher, or other method which can excavate to the required depth and grade. The trench width shall be wide enough to accommodate installation of the drain pipe, or as necessary to prevent the trench walls from collapsing.

B. Laying Underdrains

Underdrains shall be laid to the line and grade shown on the plans or as directed by the Engineer. The trench bottom shall be uniform and provide uniform bearing for the pipe. Two inches of aggregate shall be laid in the bottom of the trench before the pipe is installed.

The underdrain pipe shall be fitted with the appropriate fittings (end caps, tees, bends, etc.) before the pipe is placed.

C. Connections

Joints for fittings and pipe shall be made using mechanical methods, which will prevent separation and not cause an obstruction in the pipe. Joints shall be wrapped with geotextile fabric. The fabric shall be sealed to the pipe with waterproof tape.

D. Backfill

Trenches shall not be backfilled until the Engineer has observed the installation.

Trenches shall be backfilled with open graded 34R aggregate. Aggregate shall be placed around the pipe and to a depth of 6 inches below the top of the curb or pavement. The remaining portion of the trench shall be backfilled with other material according to the plans. Trenches shall be compacted in accordance with Section 01 45 16.02 – Density and Aggregate Testing.

E. Underdrain Outlets

Underdrain outlets shall be installed immediately after installation of the underdrains.

Where storm sewers are present, underdrain outlets shall be connected to storm manholes, inlets, and catch basins. The underdrain shall be connected at each storm sewer structure which is available along the length of the underdrain.

Outlets shall be connected to drainage structures by coring a hole through the wall of the drainage structure, at least 4 inches above the invert elevation of the storm sewer pipe outlet. The hole shall be large enough to accommodate the underdrain pipe. The underdrain pipe shall be installed in the cored opening using either a flexible connection or by grouting the void between the pipe and structure wall.

Where storm sewers are not available, underdrain outlets shall be installed at intervals not exceeding 300 feet. Outlet pipes shall be run to the receiving ditch line at a minimum grade of 4 percent. The outlet elevation shall be at least 4 inches above the ditch bottom. A concrete collar shall be formed around the circumference of the outlet pipe. The outside diameter of the collar shall be 12 inches greater than the pipe diameter. The face of the concrete collar shall be sloped, flush with the side slope of the ditch.

END OF SECTION

SECTION 34 41 15
PERMANENT TRAFFIC SIGNS

PART 1 - GENERAL

1.01 Work Included

This work includes furnishing and installing permanent signs at locations shown on the plans, in the proposal, or as directed by the Engineer in accordance with the Michigan Department of Transportation 2020 Standard Specifications for Construction, the Michigan Manual on Uniform Traffic Control Devices, and as specified herein.

All sign shapes and dimensions shall conform to the Michigan Manual on Uniform Traffic Control Devices.

1.02 References

- A. Michigan Department of Transportation 2020 Standard Specifications for Construction
- B. Michigan Manual on Uniform Traffic Control Devices

1.03 Submittals

The Contractor shall submit shop drawings, catalog cuts, or manufacturer's specifications to show the proposed signs, supports, and hardware.

1.04 Notifications

The Contractor shall contact MISS DIG (800-482-7171) to locate underground utilities in advance of excavating or driving sign posts or foundations. The Contractor shall notify utility agencies which may have underground utilities within the project area to arrange their location.

PART 2 - PRODUCTS

2.01 Materials

Materials for signs and supports shall meet the requirements of Section 919 of the Michigan Department of Transportation 2020 Standard Specifications for Construction.

PART 3 - EXECUTION

3.01 Sign Schedule

Signage shall be provided as called for on the plans or in the proposal.

3.02 Installation

Signs shall be installed in accordance with Section 810.03 of the Michigan Department of Transportation 2020 Standard Specifications for Construction.

END OF SECTION

APPENDIX

ATTACHMENT B
GENERAL DECLARATIONS

City of Ann Arbor
Guy C. Larcom Municipal Building
Ann Arbor, Michigan 48107

Ladies and Gentlemen:

The undersigned, as Bidder, declares that this Bid is made in good faith, without fraud or collusion with any person or persons bidding on the same Contract; that this Bidder has carefully read and examined the bid documents, including City Nondiscrimination requirements and Declaration of Compliance Form, Living Wage requirements and Declaration of Compliance Form, Prevailing Wage requirements and Declaration of Compliance Form, Vendor Conflict of Interest Form, Notice of Pre-Bid Conference, General Information, Bid, Bid Forms, Contract, Bond Forms, General Conditions, Standard Specifications, Detailed Specifications, all Addenda, and the Plans (if applicable) and understands them. The Bidder declares that it conducted a full investigation at the site and of the work proposed and is fully informed as to the nature of the work and the conditions relating to the work's performance. The Bidder also declares that it has extensive experience in successfully completing projects similar to this one.

The Bidder acknowledges that it has not received or relied upon any representations or warrants of any nature whatsoever from the City of Ann Arbor, its agents or employees, and that this Bid is based solely upon the Bidder's own independent business judgment.

The undersigned proposes to perform all work shown on the plans or described in the bid documents, including any addenda issued, and to furnish all necessary machinery, tools, apparatus, and other means of construction to do all the work, furnish all the materials, and complete the work in strict accordance with all terms of the Contract of which this Bid is one part.

In accordance with these bid documents, and Addenda numbered _____, the undersigned, as Bidder, proposes to perform at the sites in and/or around Ann Arbor, Michigan, all the work included herein for the amounts set forth in the Bid Forms.

The Bidder declares that it has become fully familiar with the liquidated damage clauses for completion times and for compliance with City Code Chapter 112, understands and agrees that the liquidated damages are for the non-quantifiable aspects of non-compliance and do not cover actual damages that may be shown and agrees that if awarded the Contract, all liquidated damage clauses form part of the Contract.

The Bidder declares that it has become fully familiar with the provisions of Chapter 14, Section 1:320 (Prevailing wages) and Chapter 23 (Living Wage) of the Code of the City of Ann Arbor and that it understands and agrees to comply, to the extent applicable to employees providing services to the City under this Contract, with the wage and reporting requirements stated in the City Code provisions cited. Bidder certifies that the statements contained in the City Prevailing Wage and Living Wage Declaration of Compliance Forms are true and correct. Bidder further agrees that the cited provisions of Chapter 14 and Chapter 23 form a part of this Contract.

The Bidder declares that it has become familiar with the City Conflict of Interest Disclosure Form and certifies that the statement contained therein is true and correct.

The Bidder encloses a certified check or Bid Bond in the amount of 5% of the total of the Bid Price. The Bidder agrees both to contract for the work and to furnish the necessary Bonds and insurance documentation within 10 days after being notified of the acceptance of the Bid.

If this Bid is accepted by the City and the Bidder fails to contract and furnish the required Bonds and insurance documentation within 10 days after being notified of the acceptance of this Bid, then the Bidder shall be considered to have abandoned the Contract and the certified check or Bid Bond accompanying this Bid shall become due and payable to the City.

If the Bidder enters into the Contract in accordance with this Bid, or if this Bid is rejected, then the accompanying check or Bid Bond shall be returned to the Bidder.

In submitting this Bid, it is understood that the right is reserved by the City to accept any Bid, to reject any or all Bids, to waive irregularities and/or informalities in any Bid, and to make the award in any manner the City believes to be in its best interest.

SIGNED THIS _____ DAY OF _____, 202_.

Bidder's Name

Authorized Signature of Bidder

Official Address

(Print Name of Signer Above)

Telephone Number

Email Address for Award Notice

ATTACHMENT C
LEGAL STATUS OF BIDDER

(The bidder shall fill out the appropriate form and strike out the other three.)

Bidder declares that it is:

* A corporation organized and doing business under the laws of the State of _____, for whom _____, bearing the office title of _____, whose signature is affixed to this Bid, is authorized to execute contracts.

NOTE: If not incorporated in Michigan, please attach the corporation's Certificate of Authority

• A limited liability company doing business under the laws of the State of _____, whom _____ bearing the title of _____ whose signature is affixed to this proposal, is authorized to execute contract on behalf of the LLC.

* A partnership, organized under the laws of the state of _____ and filed in the county of _____, whose members are (list all members and the street and mailing address of each) (attach separate sheet if necessary):

* An individual, whose signature with address, is affixed to this Bid: _____
(initial here)

Authorized Official

_____ **Date** _____, 202_

(Print) Name _____ Title _____

Company:

Address:

Contact Phone () _____ Fax () _____

Email _____

ATTACHMENT E

LIVING WAGE ORDINANCE DECLARATION OF COMPLIANCE

The Ann Arbor Living Wage Ordinance (Section 1:811-1:821 of Chapter 23 of Title I of the Code) requires that an employer who is (a) a contractor providing services to or for the City for a value greater than \$10,000 for any twelve-month contract term, or (b) a recipient of federal, state, or local grant funding administered by the City for a value greater than \$10,000, or (c) a recipient of financial assistance awarded by the City for a value greater than \$10,000, shall pay its employees a prescribed minimum level of compensation (i.e., Living Wage) for the time those employees perform work on the contract or in connection with the grant or financial assistance. The Living Wage must be paid to these employees for the length of the contract/program.

Companies employing fewer than 5 persons and non-profits employing fewer than 10 persons are exempt from compliance with the Living Wage Ordinance. If this exemption applies to your company/non-profit agency please check here No. of employees _____

The Contractor or Grantee agrees:

- (a) To pay each of its employees whose wage level is not required to comply with federal, state or local prevailing wage law, for work covered or funded by a contract with or grant from the City, no less than the Living Wage. The current Living Wage is defined as \$16.43/hour for those employers that provide employee health care (as defined in the Ordinance at Section 1:815 Sec. 1 (a)), or no less than \$18.32/hour for those employers that do not provide health care. The Contractor or Grantor understands that the Living Wage is adjusted and established annually on April 30 in accordance with the Ordinance and covered employers shall be required to pay the adjusted amount thereafter to be in compliance with Section 1:815(3).

Check the applicable box below which applies to your workforce

- Employees who are assigned to any covered City contract/grant will be paid at or above the applicable living wage without health benefits
- Employees who are assigned to any covered City contract/grant will be paid at or above the applicable living wage with health benefits

- (b) To post a notice approved by the City regarding the applicability of the Living Wage Ordinance in every work place or other location in which employees or other persons contracting for employment are working.
- (c) To provide to the City payroll records or other documentation within ten (10) business days from the receipt of a request by the City.
- (d) To permit access to work sites to City representatives for the purposes of monitoring compliance, and investigating complaints or non-compliance.
- (e) To take no action that would reduce the compensation, wages, fringe benefits, or leave available to any employee covered by the Living Wage Ordinance or any person contracted for employment and covered by the Living Wage Ordinance in order to pay the living wage required by the Living Wage Ordinance.

The undersigned states that he/she has the requisite authority to act on behalf of his/her employer in these matters and has offered to provide the services or agrees to accept financial assistance in accordance with the terms of the Living Wage Ordinance. The undersigned certifies that he/she has read and is familiar with the terms of the Living Wage Ordinance, obligates the Employer/Grantee to those terms and acknowledges that if his/her employer is found to be in violation of Ordinance it may be subject to civil penalties and termination of the awarded contract or grant of financial assistance.

Company Name

Street Address

Signature of Authorized Representative

Date

City, State, Zip

Print Name and Title

Phone/Email address

Attachment F

CITY OF ANN ARBOR LIVING WAGE ORDINANCE

RATE EFFECTIVE APRIL 30, 2024 - ENDING APRIL 29, 2025

\$16.43 per hour

If the employer provides health care benefits*

\$18.32 per hour

If the employer does **NOT** provide health care benefits*

Employers providing services to or for the City of Ann Arbor or recipients of grants or financial assistance from the City of Ann Arbor for a value of more than \$10,000 in a twelve-month period of time must pay those employees performing work on a City of Ann Arbor contract or grant, the above living wage.

ENFORCEMENT

The City of Ann Arbor may recover back wages either administratively or through court action for the employees that have been underpaid in violation of the law. Persons denied payment of the living wage have the right to bring a civil action for damages in addition to any action taken by the City.

Violation of this Ordinance is punishable by fines of not more than \$500/violation plus costs, with each day being considered a separate violation. Additionally, the City of Ann Arbor has the right to modify, terminate, cancel or suspend a contract in the event of a violation of the Ordinance.

* Health Care benefits include those paid for by the employer or making an employer contribution toward the purchase of health care. The employee contribution must not exceed \$.50 an hour for an average work week; and the employer cost or contribution must equal no less than \$1/hr for the average work week.

The Law Requires Employers to Display This Poster Where Employees Can Readily See It.

**For Additional Information or to File a Complaint contact
Colin Spencer at 734/794-6500 or cspencer@a2gov.org**



ATTACHEMENT G

Vendor Conflict of Interest Disclosure Form
--

All vendors interested in conducting business with the City of Ann Arbor must complete and return the Vendor Conflict of Interest Disclosure Form in order to be eligible to be awarded a contract. Please note that all vendors are subject to comply with the City of Ann Arbor's conflict of interest policies as stated within the certification section below.

If a vendor has a relationship with a City of Ann Arbor official or employee, an immediate family member of a City of Ann Arbor official or employee, the vendor shall disclose the information required below.

1. No City official or employee or City employee's immediate family member has an ownership interest in vendor's company or is deriving personal financial gain from this contract.
2. No retired or separated City official or employee who has been retired or separated from the City for less than one (1) year has an ownership interest in vendor's Company.
3. No City employee is contemporaneously employed or prospectively to be employed with the vendor.
4. Vendor hereby declares it has not and will not provide gifts or hospitality of any dollar value or any other gratuities to any City employee or elected official to obtain or maintain a contract.
5. Please note any exceptions below:

Conflict of Interest Disclosure*	
Name of City of Ann Arbor employees, elected officials or immediate family members with whom there may be a potential conflict of interest.	<input type="checkbox"/> Relationship to employee <hr style="border: 0; border-top: 1px solid black;"/> <input type="checkbox"/> Interest in vendor's company <input type="checkbox"/> Other (please describe in box below)

*Disclosing a potential conflict of interest does not disqualify vendors. In the event vendors do not disclose potential conflicts of interest and they are detected by the City, vendor will be exempt from doing business with the City.

I certify that this Conflict of Interest Disclosure has been examined by me and that its contents are true and correct to my knowledge and belief and I have the authority to so certify on behalf of the Vendor by my signature below:		
Vendor Name	Vendor Phone Number	
Signature of Vendor Authorized Representative	Date	Printed Name of Vendor Authorized Representative

Questions about this form? Contact Procurement Office City of Ann Arbor Phone: 734/794-6500, procurement@a2gov.org

ATTACHMENT H

DECLARATION OF COMPLIANCE

Non-Discrimination Ordinance

The "non discrimination by city contractors" provision of the City of Ann Arbor Non-Discrimination Ordinance (Ann Arbor City Code Chapter 112, Section 9:158) requires all contractors proposing to do business with the City to treat employees in a manner which provides equal employment opportunity and does not discriminate against any of their employees, any City employee working with them, or any applicant for employment on the basis of actual or perceived age, arrest record, color, disability, educational association, familial status, family responsibilities, gender expression, gender identity, genetic information, height, HIV status, marital status, national origin, political beliefs, race, religion, sex, sexual orientation, source of income, veteran status, victim of domestic violence or stalking, or weight. It also requires that the contractors include a similar provision in all subcontracts that they execute for City work or programs.

In addition the City Non-Discrimination Ordinance requires that all contractors proposing to do business with the City of Ann Arbor must satisfy the contract compliance administrative policy adopted by the City Administrator. A copy of that policy may be obtained from the Purchasing Manager

The Contractor agrees:

- (a) To comply with the terms of the City of Ann Arbor's Non-Discrimination Ordinance and contract compliance administrative policy, including but not limited to an acceptable affirmative action program if applicable.
- (b) To post the City of Ann Arbor's Non-Discrimination Ordinance Notice in every work place or other location in which employees or other persons are contracted to provide services under a contract with the City.
- (c) To provide documentation within the specified time frame in connection with any workforce verification, compliance review or complaint investigation.
- (d) To permit access to employees and work sites to City representatives for the purposes of monitoring compliance, or investigating complaints of non-compliance.

The undersigned states that he/she has the requisite authority to act on behalf of his/her employer in these matters and has offered to provide the services in accordance with the terms of the Ann Arbor Non-Discrimination Ordinance. The undersigned certifies that he/she has read and is familiar with the terms of the Non-Discrimination Ordinance, obligates the Contractor to those terms and acknowledges that if his/her employer is found to be in violation of Ordinance it may be subject to civil penalties and termination of the awarded contract.

Company Name

Signature of Authorized Representative

Date

Print Name and Title

Address, City, State, Zip

Phone/Email Address

Questions about the Notice or the City Administrative Policy, Please contact:
Procurement Office of the City of Ann Arbor
(734) 794-6500

ATTACHMENT I

CITY OF ANN ARBOR NON-DISCRIMINATION ORDINANCE

Relevant provisions of Chapter 112, Nondiscrimination, of the Ann Arbor City Code are included below.
You can review the entire ordinance at www.a2gov.org/humanrights.

Intent: It is the intent of the city that no individual be denied equal protection of the laws; nor shall any individual be denied the enjoyment of his or her civil or political rights or be discriminated against because of actual or perceived age, arrest record, color, disability, educational association, familial status, family responsibilities, gender expression, gender identity, genetic information, height, HIV status, marital status, national origin, political beliefs, race, religion, sex, sexual orientation, source of income, veteran status, victim of domestic violence or stalking, or weight.

Discriminatory Employment Practices: No person shall discriminate in the hire, employment, compensation, work classifications, conditions or terms, promotion or demotion, or termination of employment of any individual. No person shall discriminate in limiting membership, conditions of membership or termination of membership in any labor union or apprenticeship program.

Discriminatory Effects: No person shall adopt, enforce or employ any policy or requirement which has the effect of creating unequal opportunities according to actual or perceived age, arrest record, color, disability, educational association, familial status, family responsibilities, gender expression, gender identity, genetic information, height, HIV status, marital status, national origin, political beliefs, race, religion, sex, sexual orientation, source of income, veteran status, victim of domestic violence or stalking, or weight for an individual to obtain housing, employment or public accommodation, except for a bona fide business necessity. Such a necessity does not arise due to a mere inconvenience or because of suspected objection to such a person by neighbors, customers or other persons.

Nondiscrimination by City Contractors: All contractors proposing to do business with the City of Ann Arbor shall satisfy the contract compliance administrative policy adopted by the City Administrator in accordance with the guidelines of this section. All city contractors shall ensure that applicants are employed and that employees are treated during employment in a manner which provides equal employment opportunity and tends to eliminate inequality based upon any classification protected by this chapter. All contractors shall agree not to discriminate against an employee or applicant for employment with respect to hire, tenure, terms, conditions, or privileges of employment, or a matter directly or indirectly related to employment, because of any applicable protected classification. All contractors shall be required to post a copy of Ann Arbor's Non-Discrimination Ordinance at all work locations where its employees provide services under a contract with the city.

Complaint Procedure: If any individual believes there has been a violation of this chapter, he/she may file a complaint with the City's Human Rights Commission. The complaint must be filed within 180 calendar days from the date of the individual's knowledge of the allegedly discriminatory action or 180 calendar days from the date when the individual should have known of the allegedly discriminatory action. A complaint that is not filed within this timeframe cannot be considered by the Human Rights Commission. To file a complaint, first complete the complaint form, which is available at www.a2gov.org/humanrights. Then submit it to the Human Rights Commission by e-mail (hrc@a2gov.org), by mail (Ann Arbor Human Rights Commission, PO Box 8647, Ann Arbor, MI 48107), or in person (City Clerk's Office). For further information, please call the commission at 734-794-6141 or e-mail the commission at hrc@a2gov.org.

Private Actions For Damages or Injunctive Relief: To the extent allowed by law, an individual who is the victim of discriminatory action in violation of this chapter may bring a civil action for appropriate injunctive relief or damages or both against the person(s) who acted in violation of this chapter.

THIS IS AN OFFICIAL GOVERNMENT NOTICE AND
MUST BE DISPLAYED WHERE EMPLOYEES CAN READILY SEE IT.

MICHIGAN DEPARTMENT OF TRANSPORTATION CERTIFIED PAYROLL

COMPLETION OF CERTIFIED PAYROLL FORM FULFILLS THE MINIMUM MDOT PREVAILING WAGE REQUIREMENTS

(1) NAME OF CONTRACTOR / SUBCONTRACTOR (CIRCLE ONE) (2) ADDRESS

(3) PAYROLL NO. (4) FOR WEEK ENDING (5) PROJECT AND LOCATION (6) CONTRACT ID

(a)	(b)	(c)	(d) DAY AND DATE							(e)	(f)	(g)	(h)	(i)	(j) DEDUCTIONS						(k)
															TOTAL HOURS ON PROJECT	PROJECT RATE OF PAY	PROJECT RATE OF FRINGE PAY	GROSS PROJECT EARNED	GROSS WEEKLY EARNED	TOTAL WEEKLY HOURS WORKED ALL JOBS	
EMPLOYEE INFORMATION	WORK CLASSIFICATION	Hour Type	HOURS WORKED ON PROJECT							TOTAL HOURS ON PROJECT	PROJECT RATE OF PAY	PROJECT RATE OF FRINGE PAY	GROSS PROJECT EARNED	GROSS WEEKLY EARNED	TOTAL WEEKLY HOURS WORKED ALL JOBS	FICA	FEDERAL	STATE	OTHER	TOTAL DEDUCT	TOTAL WEEKLY WAGES PAID FOR ALL JOBS
NAME:									0				\$0.00							\$0.00	\$0.00
ETH#GEN: ID #:	GROUP/CLASS #:	S							0											\$0.00	\$0.00
NAME:									0				\$0.00							\$0.00	\$0.00
ETH#GEN: ID #:	GROUP/CLASS #:	S							0											\$0.00	\$0.00
NAME:									0				\$0.00							\$0.00	\$0.00
ETH#GEN: ID #:	GROUP/CLASS #:	S							0											\$0.00	\$0.00
NAME:									0				\$0.00							\$0.00	\$0.00
ETH#GEN: ID #:	GROUP/CLASS #:	S							0											\$0.00	\$0.00
NAME:									0				\$0.00							\$0.00	\$0.00
ETH#GEN: ID #:	GROUP/CLASS #:	S							0											\$0.00	\$0.00
NAME:									0				\$0.00							\$0.00	\$0.00
ETH#GEN: ID #:	GROUP/CLASS #:	S							0											\$0.00	\$0.00
NAME:									0				\$0.00							\$0.00	\$0.00
ETH#GEN: ID #:	GROUP/CLASS #:	S							0											\$0.00	\$0.00
NAME:									0				\$0.00							\$0.00	\$0.00

Date _____

I, _____ (Name of Signatory Party) _____ (Title)

do hereby state:

(1) That I pay or supervise the payment of the persons employed by

_____ on the _____ (Contractor or Subcontractor)
 _____; that during the payroll period commencing on the _____ (Building or Work)
 _____ day of _____, _____, and ending the _____ day of _____, _____,
 all persons employed on said project have been paid the full weekly wages earned, that no rebates have been or will be made either directly or indirectly to or on behalf of said

_____ from the full _____ (Contractor or Subcontractor)

weekly wages earned by any person and that no deductions have been made either directly or indirectly from the full wages earned by any person, other than permissible deductions as defined in Regulations, Part 3 (29 C.F.R. Subtitle A), issued by the Secretary of Labor under the Copeland Act, as amended (48 Stat. 948, 63 Stat. 108, 72 Stat. 967; 76 Stat. 357; 40 U.S.C. § 3145), and described below:

(2) That any payrolls otherwise under this contract required to be submitted for the above period are correct and complete; that the wage rates for laborers or mechanics contained therein are not less than the applicable wage rates contained in any wage determination incorporated into the contract; that the classifications set forth therein for each laborer or mechanic conform with the work he performed.

(3) That any apprentices employed in the above period are duly registered in a bona fide apprenticeship program registered with a State apprenticeship agency recognized by the Bureau of Apprenticeship and Training, United States Department of Labor, or if no such recognized agency exists in a State, are registered with the Bureau of Apprenticeship and Training, United States Department of Labor.

(4) That:

(a) WHERE FRINGE BENEFITS ARE PAID TO APPROVED PLANS, FUNDS, OR PROGRAMS

- in addition to the basic hourly wage rates paid to each laborer or mechanic listed in the above referenced payroll, payments of fringe benefits as listed in the contract have been or will be made to appropriate programs for the benefit of such employees, except as noted in section 4(c) below.

(b) WHERE FRINGE BENEFITS ARE PAID IN CASH

- Each laborer or mechanic listed in the above referenced payroll has been paid, as indicated on the payroll, an amount not less than the sum of the applicable basic hourly wage rate plus the amount of the required fringe benefits as listed in the contract, except as noted in section 4(c) below.

(c) EXCEPTIONS

EXCEPTION (CRAFT)	EXPLANATION

REMARKS:

NAME AND TITLE	SIGNATURE

THE WILLFUL FALSIFICATION OF ANY OF THE ABOVE STATEMENTS MAY SUBJECT THE CONTRACTOR OR SUBCONTRACTOR TO CIVIL OR CRIMINAL PROSECUTION. SEE SECTION 1001 OF TITLE 18 AND SECTION 231 OF TITLE 31 OF THE UNITED STATES CODE.