

ADDENDUM No. 1

ITB No. 4668

BARTON, ARGO, AND SUPERIOR GATE REPAIR

Updated Bids Due: April 23, 2021 at 10:00 A.M. (Local Time)

The following changes, additions, and/or deletions shall be made to the Invitation to Bid for Barton, Argo, and Superior Gate Repair, ITB No. 4668 on which proposals will be received on/or before April 23, 2021 at 10:00 A.M. (local time). The bid opening will be at Larcom City Hall (301 E Huron Street, Ann Arbor, MI 48104). Interested parties and/or bidders are welcome to congregating in the north vestibule of City Hall to hear the read bid amounts at bid opening.

The information contained herein shall take precedence over the original documents and all previous addenda (if any) and is appended thereto. **This Addendum consists of thirteen (13) pages.**

Bidder is to acknowledge receipt of this Addendum No. 1, including all attachments (if any) in its Bid by so indicating on page ITB-1 of the Invitation to Bid Form. Bids submitted without acknowledgment of receipt of this addendum will be considered nonconforming.

The following forms provided within the ITB document must be included in submitted bids:

- City of Ann Arbor Prevailing Wage Declaration of Compliance
- City of Ann Arbor Living Wage Ordinance Declaration of Compliance
- Vendor Conflict of Interest Disclosure Form
- City of Ann Arbor Non-Discrimination Ordinance Declaration of Compliance

Bids that fail to provide these completed forms listed above upon bid opening will be rejected as non-responsive and will not be considered for award.

I. CORRECTIONS/ADDITIONS/DELETIONS

Changes to the Bid document which are outlined below are referenced to a page or Section in which they appear conspicuously. The Bidder is to take note in its review of the documents and include these changes as they may affect work or details in other areas not specifically referenced here.

Section/Page(s)

Change

IB-2

Change:

Bid Submission date extended one (1) week. Bids are due April 23, 2021 at 10:00 AM (Local Time).

BF-2

Added Bid Item "Replace Side Roller" to "Argo"

BF-3

Added Bid Items "Add Grease Ports" to "Alternative Bid Items – Superior" and "Alternative Bid Items – Barton"

Detailed Specifications

01010 Summary of Work

Add:

Pg. 6.

BID ITEMS:

<u>ITEM</u>	<u>ITEM IN PROPOSAL</u>	<u>METHOD OF MEASUREMENT</u>	<u>BASIS OF PAYMENT</u>
36A	Add Grease Ports	By the unit (EA)	Manufacturer grease port cap, install port onto chain guard
42A	Add Grease Ports	By the unit (EA)	Manufacturer grease port cap, install port onto chain guard

Pg. 6.

Remove:

From Item Description for Bid Item No. 40 Replace Trunnion Pin and Bushing, "with concreting"

Drawings

G-002

Add:

GREASE PORT DETAIL

S-511

Add:

Weld callout on Section E-E

Add attached updated drawings (2 pages) G-002 & S-511, updated Bid Form, and pre-bid meeting minutes with sign-in sheet.

II. QUESTIONS AND ANSWERS

The following Questions and Answers provide clarity about the project and requirements of the bid documents. Offerors are directed to take note in their review of the documents of the following questions and responses as they may affect work or details in other areas not specifically referenced here.

Question 1: Is the general intent to paint everything in place or is there a requirement to remove all items and shop paint?

Answer 1: The Contractor may elect to shop paint any portion of the work. The Contractor will be responsible for any lifting, shipping, and storage costs incidental to shop painting, and for mobilizing the independent paint inspector to the shop for inspection of work. Also, note that removal of the trunnion hubs from the pins will likely require complete replacement of both the bushings and pins. Thus, for payment of costs associated with pin and bushing replacement, consent must be granted by the OWNER before disassembly, otherwise these costs will be borne by the CONTRACTOR.

- Question 2: Item #32 Paint Inspection: Is this for 3rd party inspection of added work or is this an allowance for ALL paint?
- Answer 2: Item #32 is for the inspection of all painting by a 3rd party inspector. Work added via allowances will require minimal additional painting.
- Question 3: Item #37 Replace Hoist Anchor Bolts: please provide a detail for how you would like the anchor bolts replaced. If the hoists are not being removed, is there a modified anchor bolt detail that will allow bolt installation without having to remove the hoists?
- Answer 3: Sheet G-002 includes the anchor bolt replacement detail. The existing bolts should be cored out and replaced with new bolts, with the machine base still in place.
- Question 4: Item #38 Replace Bottom Beam: Will the bottom edge always be replaced if the bottom beam is being replaced?
- Answer 4: The replacement of the beams and the skin plates will be field determined and should be looked at as separate items.
- Question 5: Item #39 Bottom Edge Skin Plate Replacement: Is the only weld required located at the edge of the channel flange, as shown in section EE on page S-511?
- Answer 5: An additional weld was added at the joint. The updated sheet has been added to the drawing set.
- Question 6: Item #40 Replace Trunnion Pin and Bushing: Please clarify what is being replaced. For Barton, the spec book indicates there is concrete work, and we are only replacing Pins and Bushings which appears to be different than what's shown on S-511. Is the intent to replace everything that is bolted to concrete? Are any anchor bolts or alignment studs being replaced?
- Answer 6: Item #40 is for the replacement of the trunnion pin and bushing. Tension bar and wall brackets are to remain in place. There is no concrete removal required for Barton pin replacements. Concrete removal is required for Argo and Superior trunnions.
- Question 7: Will we need to provide a cofferdam design, and will all necessary hydraulic information be provided by the Owner? Will the use of stoplogs require a contractor supplied design? Is there a specification for the cofferdam design requirements and who will be approving the design?
- Answer 7: The design of the cofferdam should follow standard engineering practices and is the responsibility of the Contractor. Available hydraulic information will be provided. Barton cofferdam design should be submitted for review, which will include review by the regulating agency (FERC). The stoplogs have been designed for use in the appropriate gate, therefore a contractor-supplied design will not be required.

Question 8: Can the work be completed within two years, if two locations are worked on simultaneously?

Answer 8: The gates must be completed per the timeline laid out in the bid documents.

Question 9: We respectfully request an extension to the bid date for the subject project. We do not anticipate that a one-week extension would alter the City's proposed schedule of beginning work on July 1, 2021, however it will allow us to obtain the quantity of quotes we would like for suppliers and subcontractors to ensure that we are providing our best bid and that we have sufficient competition from vendors.

Answer 9: The bid date has been extended one (1) week.

Question 10: Would it be considered to use Seals Unlimited as an approved alternate supplier to Synaflex?

Answer 10: No.

BID FORM

Section 1 – Schedule of Prices

Company: _____

Project: **Barton, Argo, and Superior Gate Repair**

Unit Price Bid

Item Description	Estimated Quantity	Unit	Unit Price	Total Price
General Conditions, Insurance, Bonds	1	LS	\$	\$
Allowance for Stoplog Repair and Reconditioning	1	ALWNC	\$10,000	\$10,000
Traffic Control Set Up and Maintenance	12	MO	\$	\$
Superior				
Mobilization	1	LS	\$	\$
Preparatory Blast of Gate Steel For Inspection	1	EA	\$	\$
Recoat Gate, Hoist Cover, Base, and Torque Tube	1	EA	\$	\$
Replace Bottom Seals and Hardware	1	EA	\$	\$
Replace Side Seals and Hardware	2	EA	\$	\$
Replace Side Roller	4	EA	\$	\$
Gate Sill Replacement	1	EA	\$	\$
Add Drain Holes in Girders	18	EA	\$	\$
Barton				
Mobilization	1	LS	\$	\$
Preparatory Blast of Gate Steel Inspection	10	EA	\$	\$
Recoat Gate, Hoist Cover, Base, and Torque Tube	10	EA	\$	\$
Replace Bottom Seals and Hardware	10	EA	\$	\$
Replace Side Seals and Hardware	20	EA	\$	\$
Rebuild Hoist Machine Cover	5	EA	\$	\$

Argo				
Mobilization	1	LS	\$	\$
Preparatory Blast of Gate Steel Inspection	6	EA	\$	\$
Recoat Gate, Hoist Cover, Base, and Torque Tube	6	EA	\$	\$
Replace Bottom Seals and Hardware	6	EA	\$	\$
Replace Side Seals and Hardware	12	EA	\$	\$
Replace Side Roller	12	EA	\$	\$
Gate Sill Replacement	6	EA	\$	\$
Add Drain Holes in Girders	240	EA	\$	\$
Paint Bay Numbers on Hoists	16	EA	\$	\$
Demobilization and Project Closeout	1	EA	\$	\$
Certified Payroll Compliance and Reporting	18	EA	\$	\$
Allowance for Unspecified Steel Repairs, Materials	2500	LB	\$	\$
Allowance for Unspecified Steel Repairs, Cutting and Welding	2000	IN	\$	\$
Miscellaneous Project Allowance	1	ALWNC	\$25,000	\$25,000
Paint Testing and Inspection Allowance	1	ALWNC	\$30,000	\$30,000

ESTIMATED BASE BID ITEMS TOTAL

\$ _____

Item Description	Estimated Quantity	Unit	Unit Price	Total Price
Alternate Bid Items - Superior				
Replace Hoist Anchor Bolts	4	EA	\$	\$
Replace of Trunnion Pin and Bushing	2	EA	\$	\$
Mobilization for Trunnion Pin Replacement	2	EA	\$	\$
Replace Gate Chain and Shackles	2	EA	\$	\$
Add Grease Ports	2	EA	\$	\$
Alternate Bid Items - Barton				
Replace Hoist Anchor Bolts	10	EA	\$	\$
Replace Bottom Beam	3	EA	\$	\$
Replace Bottom Edge	3	EA	\$	\$
Replace of Trunnion Pin and Bushing	6	EA	\$	\$
Mobilization for Barton Trunnion Pin Replacement	6	EA	\$	\$
Replace Barton Gate Chain and Shackles	20	EA	\$	\$
Alternate Bid Items - Argo				
Replace Hoist Anchor Bolts	10	EA	\$	\$
Replace Beams H1 & H4 - Argo	3	EA	\$	\$
Replace Beams H2 & H3 - Argo	3	EA	\$	\$
Replace of Trunnion Pin and Bushing	2	EA	\$	\$
Mobilization for Argo Trunnion Pin Replacement	2	EA	\$	\$
Replace Argo Gate Chain and Shackles	12	EA	\$	\$
Add Grease Ports	20	EA	\$	\$

ESTIMATED ALTERNATE BID ITEMS TOTAL

\$ _____



3754 Rancho Drive
Ann Arbor, Michigan 48108-2771
734-761-1010
734-761-1200 (Fax)

**CITY OF ANN ARBOR
BARTON, ARGO, AND SUPERIOR GATE REPAIR
PRE-BID MEETING MINUTES**

**Thursday, March 25, 2021
Started at 10:00 am
On-line meeting**

- **Meeting Information**

- Attendees:
 - Paul Malocha (Stantec)
 - Mac Gills (Stantec)
 - George Brower (Gerace Construction)
 - Tom Valent (Gerace Construction)
 - Nick Baker (Anlaan Corporation)
 - Rusty Friedle (The Fisher Co.)
 - Mike Atsalakis (Atsalis Brothers Painting)
- Start Time: 10:01AM
- End Time: 10:17 AM

- **Project Information**

- Owner – City of Ann Arbor
- Owner Representatives
 - Glen Wiczorek
- Engineer – Stantec Consulting
- Engineer Representatives
 - Paul Malocha – Senior Project Engineer
 - Mac Gills – Project Engineer
 - Will be primary contact during construction.
- Project scope and description
 - Through regular inspections, it has been determined that the 3 noted gates require recoating to maintain the structural integrity of the gates.
 - Following inspection, limited and specific structural repairs may be required.
- Advertisement
 - Contract Documents can be found on the websites shown in the ad.
 - Addenda will be posted to website.
- Bid Opening Date: Thursday, April 16, 2021 to the City of Ann Arbor Procurement Unit at City Hall.
 - At this time, the bid opening will not be public. Additional details may be added to the Addendum.
- Questions:
 - Submit In writing or by fax to Mac Gills.
 - Email: Mac.Gills@stantec.com
 - Fax: (734) 761-1200
 - Questions by phone will not be answered.
 - Questions directed to Owner are prohibited.
 - All questions must be received by April 5, 2021.



- **Bid Requirements**

- Per the Instructions to Bidders, the following documents must be submitted in a sealed envelope prior to the bid deadline:
 - Invitation to Bid (ITB-1 through TBD-3)
 - Bid Form (BF-1 through BF-12)
 - Performance Bond (B-1)
 - Labor and Material Bond (B-2)
 - Contractor's Declaration (GC-17)
 - Contractor's Affidavit (GC-18)
 - Appendix 1:
 - Prevailing Wage Declaration of Compliance
 - Living Wage Ordinance Declaration of Compliance
 - Vendor Conflict of Interest Disclosure Form
 - Non-Discrimination Ordinance

Bids missing required paperwork will not be considered.

- Contract Time separated by location:
 - Superior: July 1, 2021 through June 1, 2022
 - Argo: July 1, 2022 through June 1, 2023
 - Barton: July 1, 2023 through June 1, 2024

All work associated with the noted gate, including site restoration must be completed by the date noted.

- **Contract Specification Requirements**

- Clean, prep, and paint all steel.
 - Gate, torque tubes, hoists and cover
 - Inspection required following initial cleaning.
- Replace Bottom Seals, Side Seals, and Hardware – All Gates
- Replace Side Rollers – Superior and Argo
- Replace Gate Sill – Superior and Argo
- Add Drain Holes – All Gates
- Modify/repair Hoist Machine Cover – Barton
- Unspecified repairs: to be field-determined. Unit prices requested.

- **Alternatives**

- Replace Hoist Anchor Bolts
- Replace Trunnion Pins and Bushings
- Replace Gate Chain and Shackles

- **Testing and Inspection**

- Contractor to perform dry and wet testing prior to removing stoplogs/cofferdam.
 - Contractor to provide 3 days advance notice.
- Contractor to perform weld inspections, concrete testing, and bolt torque testing as required by field work.
- Allowance available for 3rd party paint testing services
 - In-house testing will not be acceptable.

- **Other**

- Debris shall not enter the river.
- Gate work is anticipated to be done on site.



- Contractor responsible for setting up and maintaining traffic pedestrian control while at Barton and Argo.
 - Must notify residents via sign at Bandemer Park prior to each shift.
 - Superior Site Visit will be as requested. Let Mac Gills know by March 31st and it can be scheduled.
 - Stoplog locations are noted on the drawings. There is an allowance of \$10,000 for stoplog repairs. Any additional costs are to be considered incidental to the project.
-
- **Questions from Attendees**
 - None



**CITY OF ANN ARBOR
BARTON, ARGO, AND SUPERIOR GATE REPAIR
PRE-BID MEETING ATTENDANCE
THURSDAY, MARCH 25, 2021, 10:00 AM**

Name	Company	e-mail address	Phone	
Paul Malocha	Stantec Consulting	Paul.Malocha@stantec.com	m	734-709-7067
Mac Gills	Stantec Consulting	Mac.Gills@stantec.com	m	734-355-2526
George Brower	Gerace Construction	gbrower@geraceconstruction.com		
Tom Valent	Gerace Construction	Tom@GeraceConstruction.com		
Nick Baker	Anlaan Corporation	nickbaker@anlaan.com		
Rusty Friedle	The Fisher Co.	rfriedle@thefisher.co		
Mike Atsalakis	Atsalis Brothers Painting	matsalakis@atsalisbros.com	m	313-220-3293

Copyright Reserved

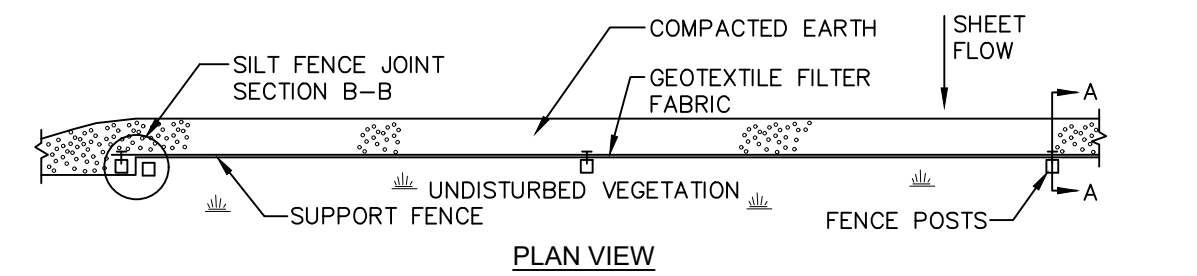
The Contractor shall verify and be responsible for all dimensions. DO NOT scale the drawing - any errors or omissions shall be reported to Stantec without delay.
The Copyrights to all designs and drawings are the property of Stantec. Reproduction or use for any purpose other than that authorized by Stantec is forbidden.

Consultant

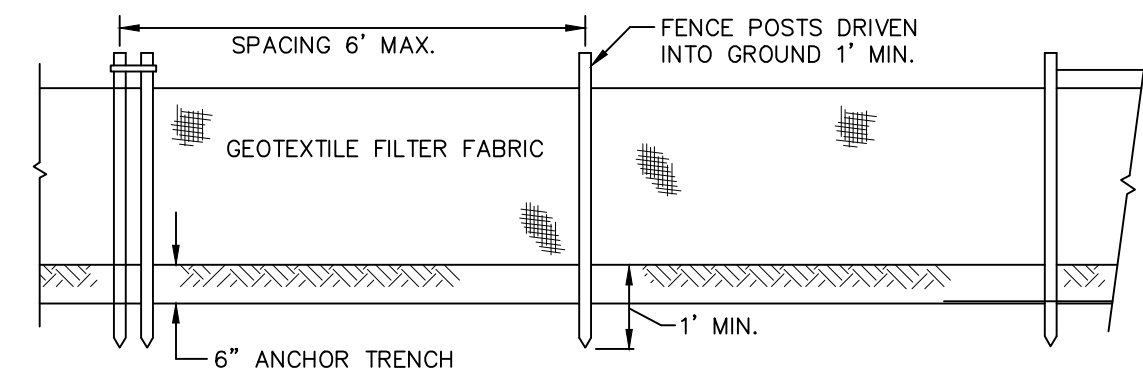
Notes

GENERAL NOTES

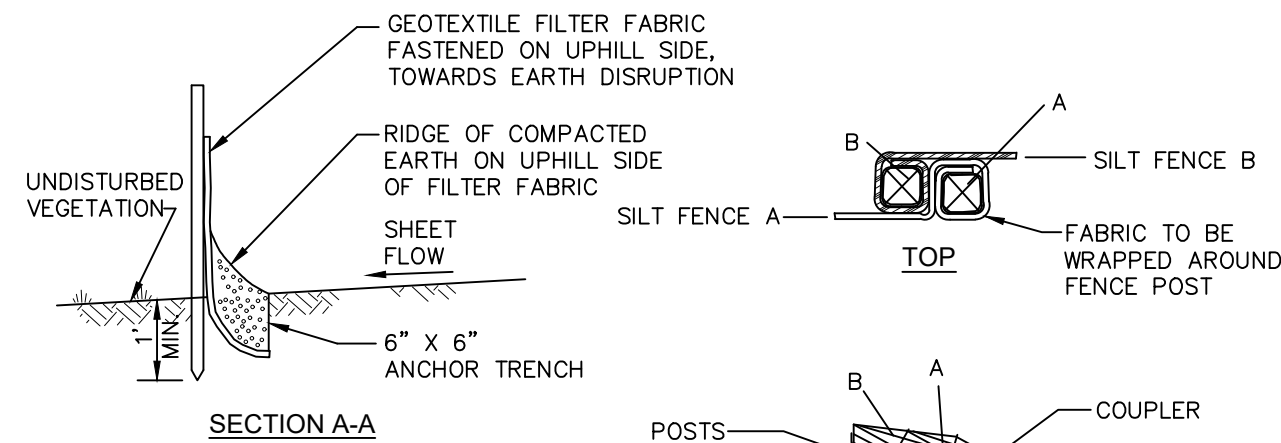
- A. PROVIDE TEMPORARY BARRIERS AS NEEDED FOR PROTECTION OF THE PUBLIC.
- B. PROVIDE TEMPORARY ADVISORY SIGNAGE (E.G. "CONSTRUCTION AHEAD", "WALKWAY CLOSED", "CAUTION", ECT.) AS NECESSARY. INCLUDE DETOUR SIGNAGE AND INSTRUCTIONS FOR PEDESTRIAN TRAVEL. COORDINATE DETOUR ROUTE WITH CITY STAFF. IT IS ANTICIPATED THAT SIGNAGE WILL BE REQUIRED, SIGNAGE INDICATING CLOSURE OF WALKWAY OVER DAM WILL HAVE TO BE PLACED AT A DISTANCE FROM THE DAM ON THE SEVERAL TRAILS CONVERGING ON THE SITE.
- C. NO DEBRIS, DEMOLISHED ITEMS, CONSTRUCTION MATERIALS, ETC. SHALL BE PERMITTED TO ENTER THE RIVER. ANY ITEMS FALLING INTO THE RIVER SHALL BE PROMPTLY REMOVED.
- D. CIGARETTE BUTTS SHALL NOT BE DISCARDED INTO THE RIVER OR ON THE GROUND.
- E. ALL OSHA/MIOSHA REQUIREMENTS SHALL BE ADHERED TO. SAFETY DEVICES SHALL BE WORN AT ALL TIMES WHERE NEEDED FOR FALL PROTECTION AND/OR WATER SAFETY.
- F. PROTECT EXISTING PAVEMENTS AND WALKWAYS FROM DAMAGE.
- G. RESTORE ALL DISTURBED AREAS TO PRIOR-EXISTING CONDITIONS.
- H. PROTECT EXISTING TREES AS INDICATED IN THE DRAWINGS.
- I. APPROXIMATE TYPICAL WATER SURFACE ELEVATIONS AND TYPICAL RIVER FLOWS ARE SHOWN FOR INFORMATIONAL PURPOSES. SIGNIFICANTLY HIGHER WATER LEVELS ARE POSSIBLE. THE CONTRACTOR SHALL BE RESPONSIBLE FOR PROTECTION OF WORK AND SAFETY AT ALL POSSIBLE FLOW RANGES.
- J. CONTRACTOR MAY INSTALL CONSTRUCTION FENCE AS NECESSARY IN THE AREAS NOTED ON THE DRAWINGS.



PLAN VIEW

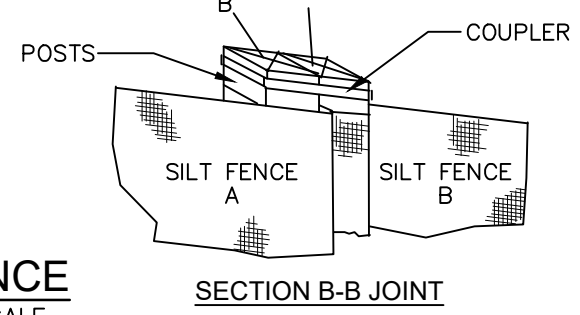


FRONT VIEW

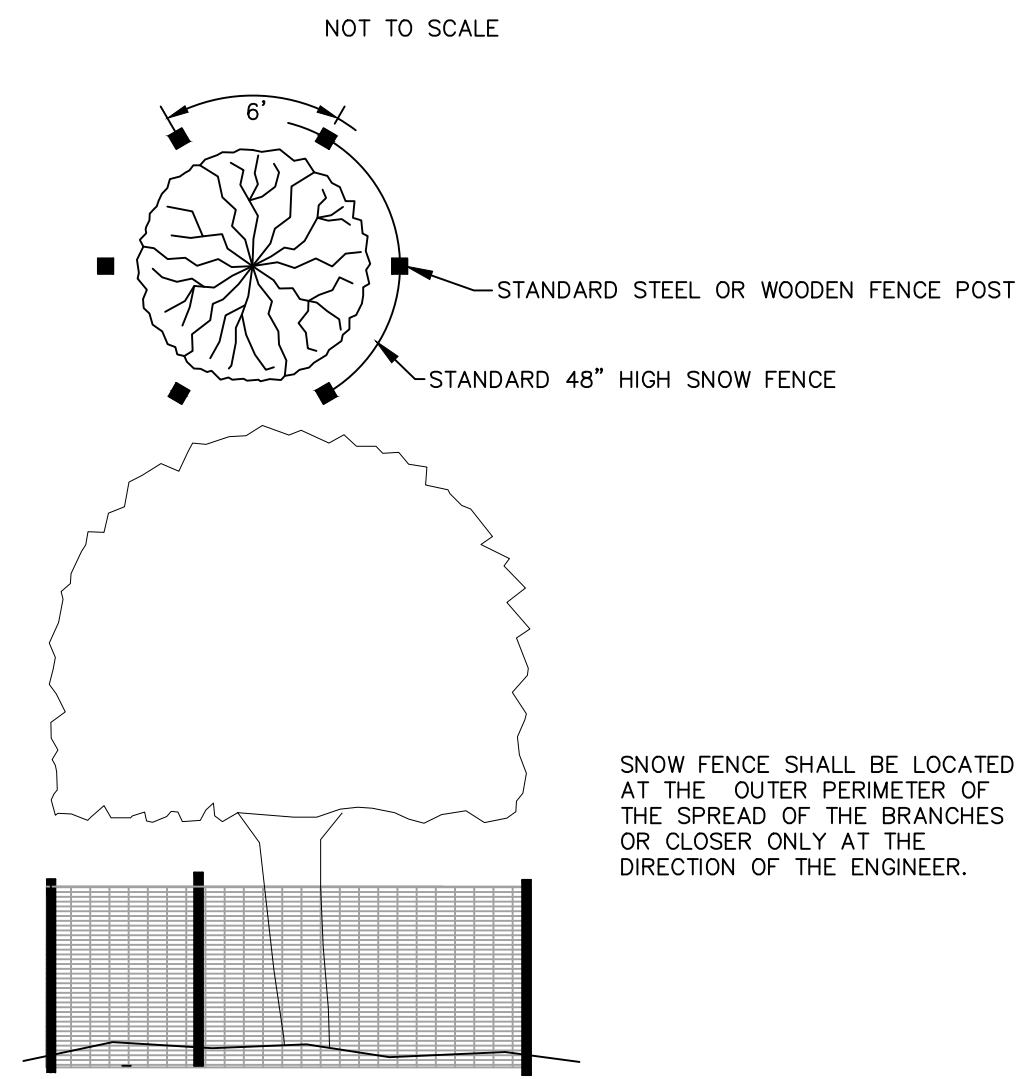


SECTION A-A

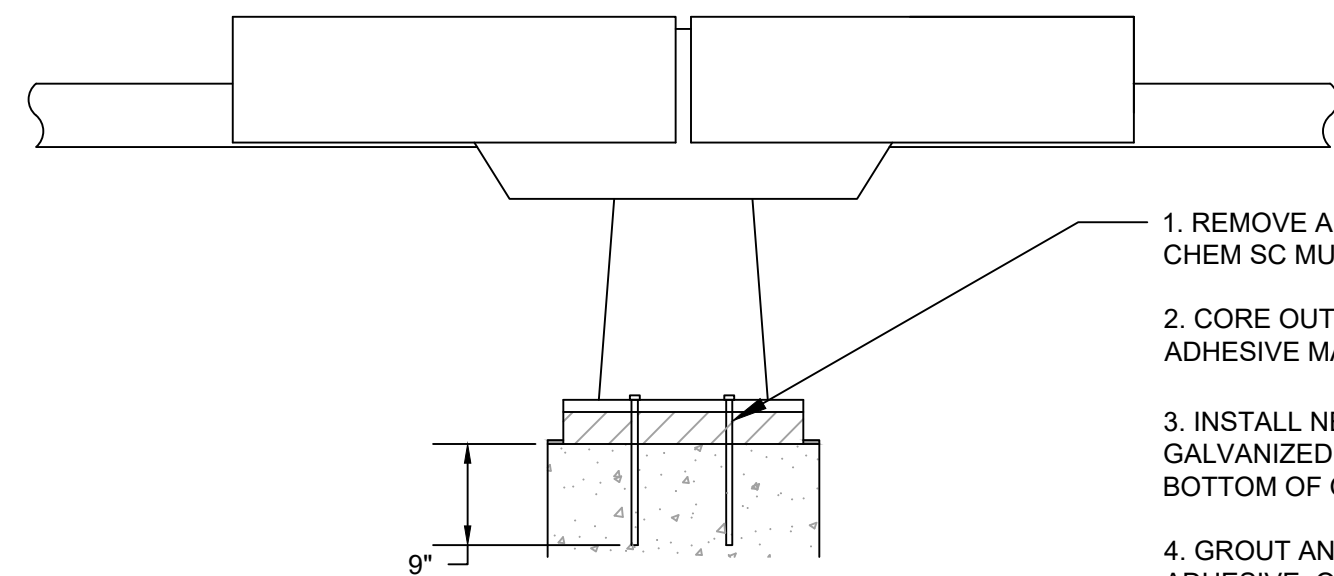
SILT FENCE
NOT TO SCALE



SECTION B-B JOINT

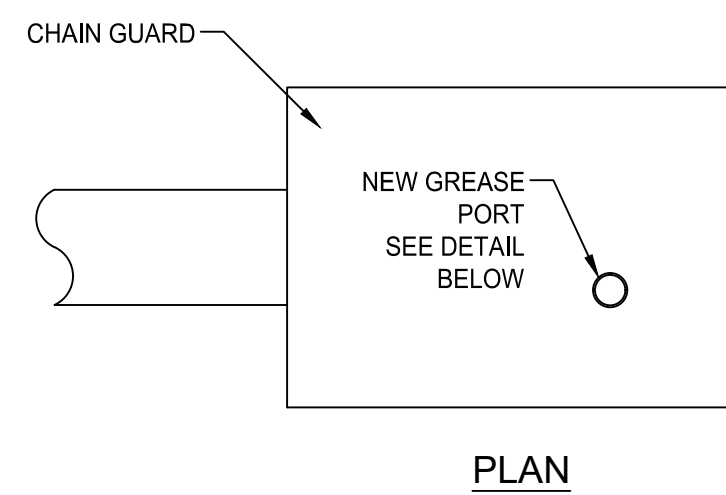


TREE PROTECTION FENCE DETAIL
NOT TO SCALE

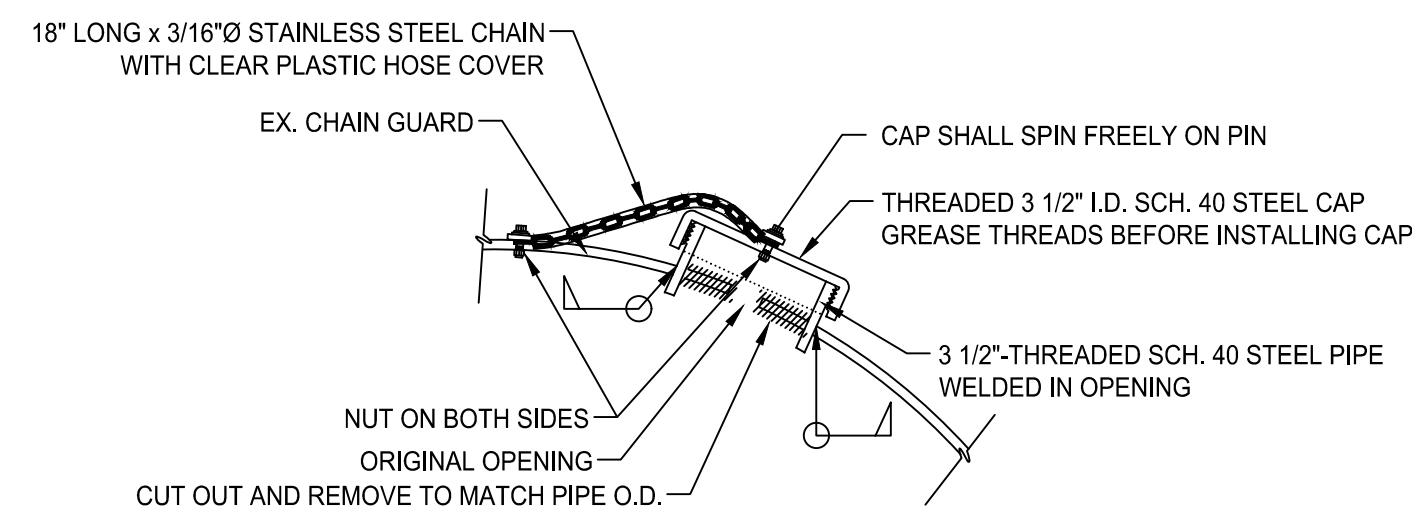


ANCHOR BOLT REPLACEMENT
NOT TO SCALE

1. REMOVE AND REPLACE GROUT BASE - USE SPEC CHEM SC MULTI-PURPOSE GROUT.
2. CORE OUT EXISTING ANCHOR BOLTS PER ADHESIVE MANUFACTURER RECOMMENDATIONS
3. INSTALL NEW 3/8" THREADED ROD (F1554 gr. 105, GALVANIZED), 9" MIN. EMBED INTO WALL (BELOW BOTTOM OF GROUT).
4. GROUT ANCHOR USING HILTI HIT-RE-500 V3 ADHESIVE, OR APPROVED EQUAL. INSTALL ANCHOR SYSTEM PER MANUFACTURER RECOMMENDATION.



PLAN



SECTION DETAIL

GREASE PORT DETAIL
NOT TO SCALE

2	ADDENDUM	MG	PM	2021.04.08
1	BID SET	MG	PM	2021.03.10
Issued		By	Appd	YYYY.MM.DD

File Name: 151506-G-002
JA PM 2020.12.22
Dwn. Dgri. Chkd. YYYY.MM.DD

Permit/Seal

NOTE:
THE LOCATIONS AND ELEVATIONS OF EXISTING UNDERGROUND UTILITIES AS SHOWN ON THIS DRAWING ARE ONLY APPROXIMATE. NO GUARANTEE IS EITHER EXPRESSED OR IMPLIED AS TO THE COMPLETENESS OR ACCURACY THEREOF. THE CONTRACTOR SHALL BE RESPONSIBLE FOR CONTACTING MISS DIG PRIOR TO CONSTRUCTION.

Client/Project
CITY OF ANN ARBOR

BARTON, ARGO & SUPERIOR
GATES
ANN ARBOR, MI

Title

GENERAL CIVIL NOTES AND
SITE DETAILS

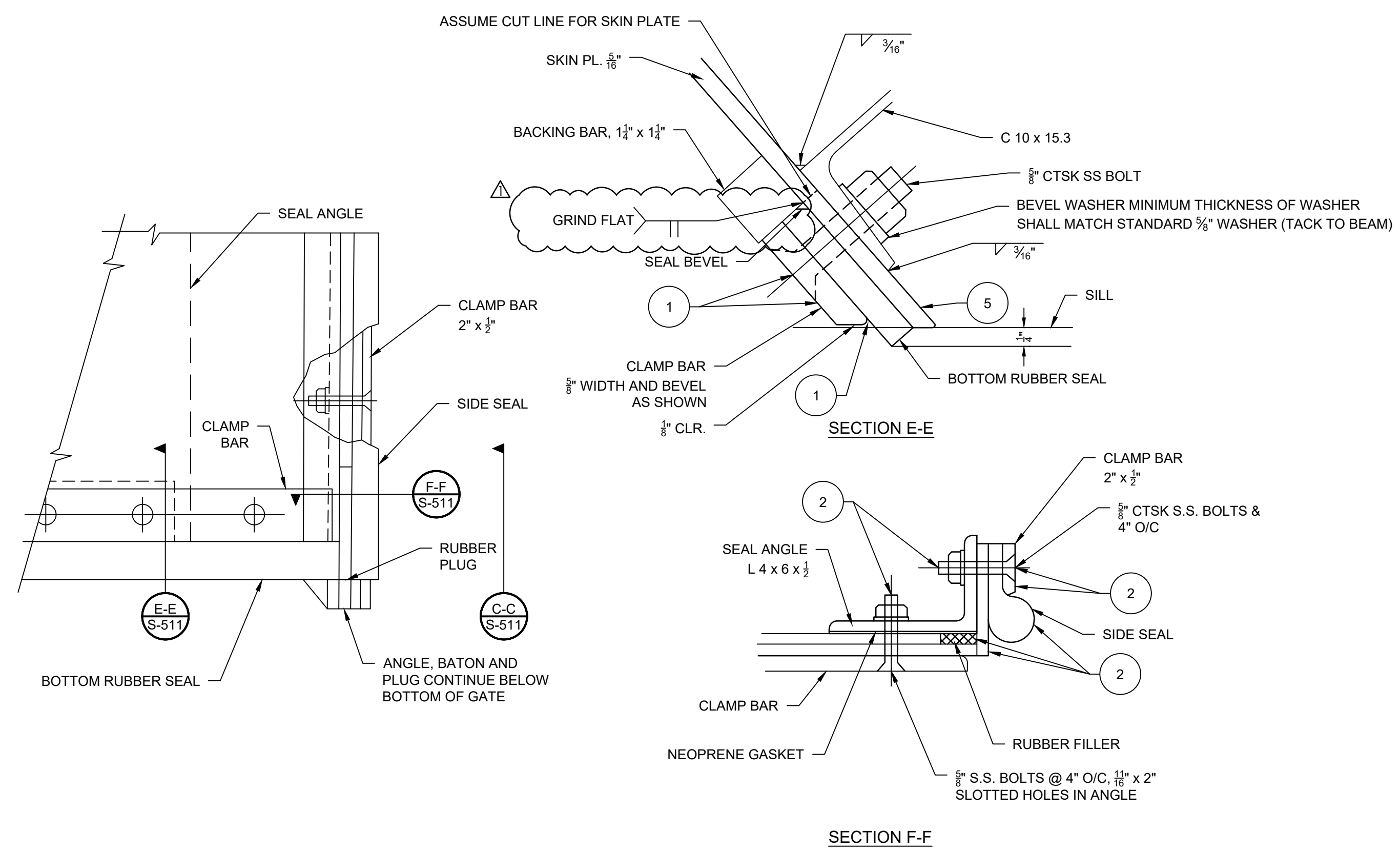
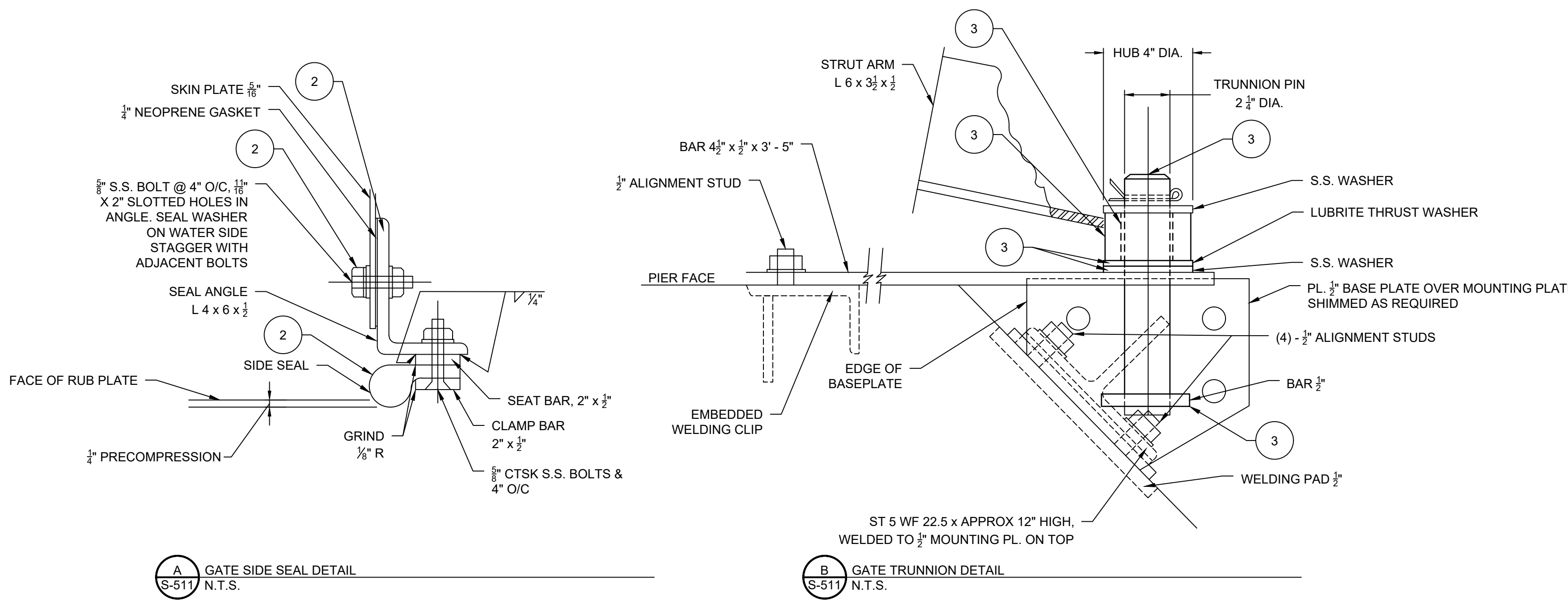
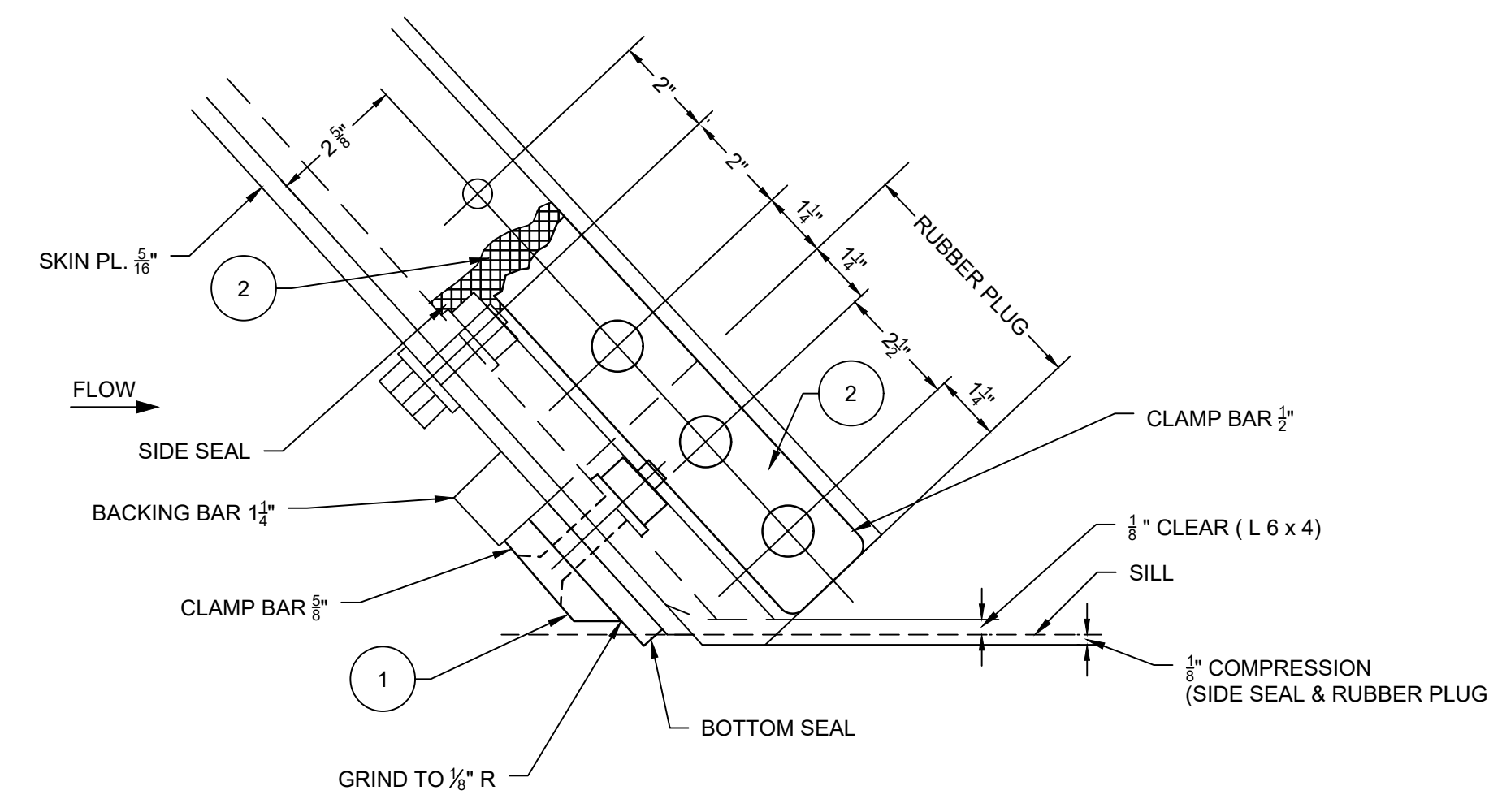
Project No. 2075151506 Scale

Revision Sheet 0 02 of 25 Drawing No. G-002

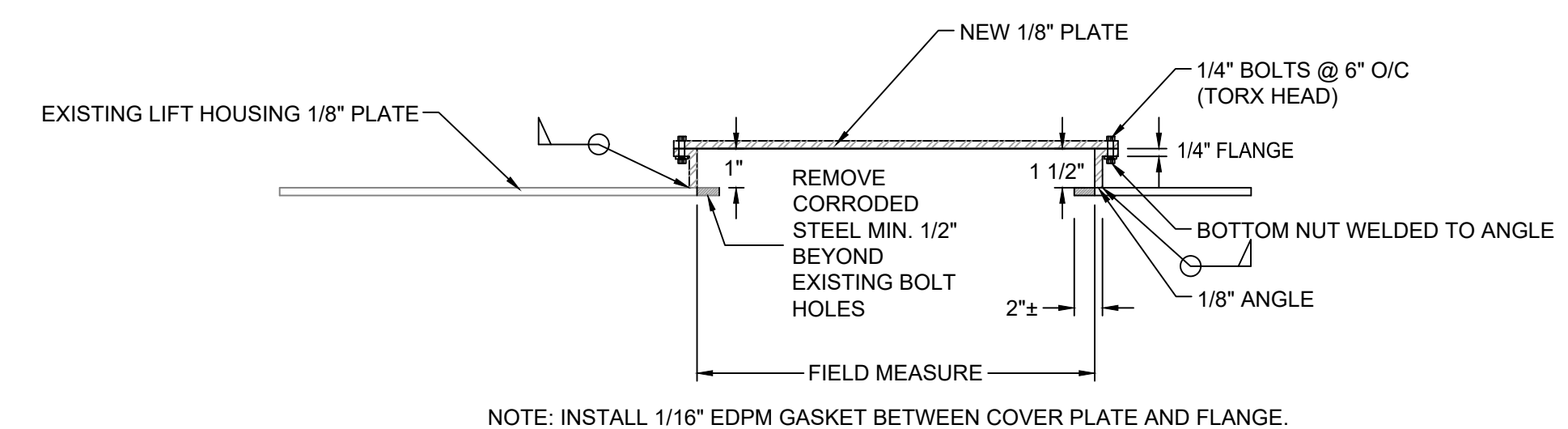
- 1 REPLACE BOTTOM SEAL, CLAMP BAR, FASTENERS AND BEVEL WASHERS
- 2 REPLACE SIDE SEAL ANGLE (1 EACH SIDE) SEAL BAR, CLAMP BAR AND FASTENERS
- 3 OPTIONAL ITEM: REPLACE TRUNNION PIN, BUSHING, THRUST WASHERS AND MOUNTING PLATE, WITH CONNECTIONS AND FASTENERS
- 4 REPLACE BOTTOM BEAM, 5 LOCATIONS, INCLUDING STIFFENER PLATES AND ALL CONNECTIONS LOCATIONS TO BE FIELD DETERMINED FOLLOWING INSPECTION BY ENGINEER
- 5 REMOVE CORRODED SKIN PLATE, ENTIRE BOTTOM EDGE, 5 LOCATIONS LOCATIONS TO BE FIELD DETERMINED FOLLOWING INSPECTION BY ENGINEER

2	ADDENDUM	MG	PM	2021.04.08
1	BID SET	MG	PM	2021.03.10
Issued		By	Appd	YYYY.MM.DD
File Name:	151506-5-511	JA	PM	2020.12.22
		Dwn.	Dgnt.	Chkd.

NOTE:
THE LOCATIONS AND ELEVATIONS OF EXISTING UNDERGROUND UTILITIES AS SHOWN ON THIS DRAWING ARE ONLY APPROXIMATE. NO GUARANTEE IS EITHER EXPRESSED OR IMPLIED AS TO THE COMPLETENESS OR ACCURACY THEREOF. THE CONTRACTOR SHALL BE RESPONSIBLE FOR CONTACTING MISC. DUG PRIOR TO CONSTRUCTION.



D BOTTOM SEAL CORNER - FRONT ELEVATION AND SECTIONS
N.T.S.



J GEAR HOUSING TOP COVER REPLACEMENT DETAIL
N.T.S.

