

## ADDENDUM No. 2

ITB No. 4564

### GEDDES DAM – GATE RECOATING AND REPAIRS

**Bids Due: Tuesday, February 26, 2019 at 2:00 P.M. (Local Time)**

The following changes, additions, and/or deletions shall be made to the Invitation to Bid for Geddes Dam – Gate Recoating and Repairs, ITB No. 4564, on which proposals will be received on/or before February 26, 2019 at 2:00 P.M. (local time).

The information contained herein shall take precedence over the original documents and all previous addenda (if any), and is appended thereto. **This Addendum consists of three (3) pages plus attachments as indicated below.**

**Bidder is to acknowledge receipt of this Addendum No. 2, including all attachments (if any) in its Bid by so indicating on page ITB-1 of the Invitation to Bid Form. Bids submitted without acknowledgment of receipt of this addendum will be considered nonconforming.**

The following forms provided within the ITB document must be included in submitted bids:

- City of Ann Arbor Prevailing Wage Declaration of Compliance
- City of Ann Arbor Living Wage Ordinance Declaration of Compliance
- Vendor Conflict of Interest Disclosure Form
- City of Ann Arbor Non-Discrimination Ordinance Declaration of Compliance

**Bids that fail to provide these completed forms listed above upon bid opening will be rejected as non-responsive and will not be considered for award.**

#### I. CORRECTIONS/ADDITIONS/DELETIONS

Changes to the Bid document which are outlined below are referenced to a page or Section in which they appear conspicuously. The Bidder is to take note in its review of the documents and include these changes as they may affect work or details in other areas not specifically referenced here.

**Section/Page(s)**

BF-2

**Change**

**Revise** Items table and **add** BID ALTERNATES table as indicated on attachment (1 page).

C-1

Article III – Time of Completion

(B) The entire work for this Contract shall be completed within ~~sixteen (16)~~ **forty five (45)** consecutive calendar weeks. **The entire work must be finally completed by June 14, 2020.**

01000 Project Requirements  
Pg. 7.

**Add:**

**1.25 TEMPORARY PLATFORMS AND FALL PROTECTION**

- A. *The Contractor shall install and maintain access platforms, ladders and fall protection devices as needed to access the work and provide the Engineer access for closeup inspection of all parts of the gates.*
- B. *Scaffolds and access platforms shall be designed, constructed, inspected and maintained by qualified personnel and shall meet all applicable OSHA standards.*
- C. *Ladders and fall protection devices shall be manufactured per OSHA requirements. Devices shall be inspected and maintained by qualified personnel in accordance with applicable OSHA and industry standards.*
- D. *The Contractor shall provide the Engineer any needed training for platforms, access equipment and fall protection devices.*

01010 Summary of Work  
Pg. 5

**Add:**

**1.2 METHOD OF MEASUREMENT AND BASIS OF PAYMENT**

ITEM IN PROPOSAL

*Certified Payroll Compliance and Reporting*

METHOD OF MEASUREMENT

*By the Unit Lump Sum (LS)*

BASIS OF PAYMENT

*Documentation and reporting. Paid fractionally through project based on schedule.*

01010 Summary of Work  
Pg. 5

**Add:**

**1.2 METHOD OF MEASUREMENT AND BASIS OF PAYMENT**

ITEM IN PROPOSAL

*Epoxy Filler on Skin Plate*

METHOD OF MEASUREMENT

*By the Unit Square Foot (SF)*

BASIS OF PAYMENT

*Surface preparation and placement of material on skin plate, areas as determined in field. Depths up to 3/16".*

09900 Painting  
Pg. 6

**Add** entries into Schedule M1, Submerged Metal (attached)

C-102  
Note 1

**Add:**  
*Temporarily remove ½" bubbler lines at each stoplog rail (2 per bay) and reinstall after stoplogs are removed. Note: There are two (2) different sets of stoplogs to transport to and from the site – Bay 1 and Bay 2 are different from the stoplogs for Bay 3.*

C-102  
Note 2

**Add:**  
*Recoating of gates shall include recoating of embedded gate stops in each bay (2 per bay). Position and type of stops in Bays 1, 2 and 3 is similar to Bay 4 - see Details 4, 5 and 6 on S-502. Remove spring device before recoating and re-install after coating is complete.*

S-502  
Detail 6

**Add:**  
*Note: Existing spring device on each side to be reused.*

**Add attached reference drawings (4 pages): 1971 Harza, 520 M 220; ...221; ...222; ...223, showing original gate and stoplog design.**

**The sign-in sheet from the pre-bid meeting is attached.**

## **II. QUESTIONS AND ANSWERS**

The following Questions and Answers provide clarity about the project and requirements of the bid documents. Offerors are directed to take note in their review of the documents of the following questions and responses as they may affect work or details in other areas not specifically referenced here.

Question 1: When is the project anticipated to start?

Answer 1: Before starting construction, administrative processes must be completed including: review of bids, receipt of insurance, bonds and signed contracts by the Contractor, and award by the City Council. The Notice to Proceed is subject to the Contractor's responsiveness in submitting the correct insurance and contract forms, and the City conservatively anticipates Notice to Proceed being issued by August 1, 2019. However, if the Contractor can expedite provision of correct insurance certificates, bonds and endorsements, the Notice to Proceed could be as early as June, 2019.

Question 2: If the allowed completion time does not seem adequate, can another schedule be proposed?

Answer 2: See revised Time of Completion above. The bidder may propose an alternate completion schedule using the form on page BF-4 of the bid package.

Question 3: Per drawing S-501 Section 3, the trunnion hub is made from cast steel. This will have a long lead time. Would a seamless tube be considered?

Answer 3: No.

Question 4: The trunnion hub diameter is called out as 1'-0 on drawing S-501 Section 3, it is called out as 1'-1" on drawing S-503 Sections 4, 4A, & 4B. Which is correct?

Answer 4: The correct outside diameter is 1' – 1". The Contractor is responsible for field-verifying all dimensions.

Question 5: The trunnion hub is called out as cast steel. Specification 05010 Paragraph 2.3 calls out steel casting as ASTM A27 but has no grade listed.

Answer 5: Provide A27 Gr. 65-35.

Question 6: Shop drawing S-001 Structural Steel note C calls out angles, bars, and plates as A572 Grade 50, however Specification 05010 Paragraph 2.1 and Spec Section 05120 Paragraph 2.1.A.3 and Specification 15601 Paragraph 2.1.B calls them out as A36. Which is correct?

Answer 6: Provide A572 Gr. 50 for angles, bars and plates.

Question 7: Specification Section 15601 Paragraph 2.3.A.4 states that the seals shall be manufactured by Synaflex Rubber Products Company. Will Seals Unlimited in Oregon be allowed on this project as an approved rubber seal manufacturer?

Answer 7: No.

Question 8: In the Method of Measurement and Payment ((01010 – Summary of Work, Pg. 2), 10% max is allowed for General Conditions, Insurance, Bonds and Mobilization. In Payment Procedures (01290, Pg. 1, 1.2.G.1), a maximum of 5% is allowed for mobilization. Is there a discrepancy?

Answer 8: 10% includes General Conditions, Insurance, Bonds and Mobilization; while 5% indicates only the maximum for Mobilization.

Question 9: Is all painting to be done in the field?

Answer 9: The Contractor may elect to shop paint any portion of the work. The Contractor will be responsible for any lifting, shipping and storage costs incidental to shop painting, and for mobilizing the independent paint inspector to the shop for inspection of work.

## BID FORM

### Section 1 – Schedule of Prices

Company: \_\_\_\_\_

Project: **Geddes Dam – Gate Recoating and Repairs, ITB No.: 4564**

Notes:

1. All bidders shall provide a Unit Price and Total Price for the bid items they are bidding on.
2. Quantities included in the bid table represent estimated quantities for different work. The CONTRACTOR shall be compensated for the actual number of items completed using the unit prices provided.
3. The OWNER, at its sole discretion, may elect to delete any portion of the work delineated below, with no change to the unit prices provided. Work shall be determined based upon the availability of funds.
4. Any item not provided in the following list shall be considered incidental to the Contract.
5. The Contract shall be awarded based on bids offered in the schedules in any manner that the City believes to be in its best interest.

## **BID ITEMS**

The Bidder agrees to complete the Project and all related work, as specified for the following unit price schedules. Reference the Method of Measurement and Basis of Payment in Section 01010, Summary of Work of these Specifications.

<b>DAM BASE BID ITEMS</b>					
<b>Item No.</b>	<b>Item Description</b>	<b>Qty</b>	<b>Unit</b>	<b>Unit Price</b>	<b>Total Price</b>
1.	General Conditions, Insurance, Bonds, Mobilization	1	LS	\$	\$
2.	Stoplog Transport and Replacement	1	LS	\$	\$
3.	Preparatory Blast of Gate for Steel Inspection	3	EA	\$	\$
4.	Add Drain Hole in Girder	48	EA	\$	\$
5.	<del>Replace Trunnion Hub and Pin Assembly</del> NOT USED	4	EA	\$	\$
6.	Replace Gate Arm	<del>8</del> 3	EA	\$	\$
7.	Replace 2.5" $\Phi$ x 52" Upright Support	6	EA	\$	\$
8.	Replace 2.5" $\Phi$ x 30" Cross Support	12	EA	\$	\$
9.	Remove and Replace Gate Stop in Bay No. 4	2	EA	\$	\$
10.	Recoat Tainter Gate and Torque Tube	3	EA	\$	\$
11.	Replace Side Seal and Hardware	6	EA	\$	\$
12.	Replace Bottom Seal and Hardware	3	EA	\$	\$
13.	Demobilization and Project Closeout	1	LS	\$	\$
14.	<del>Allowance for Unspecified Steel Repairs, Material</del> NOT USED	3,500	LB	\$	\$
15.	<del>Allowance for Unspecified Steel Repairs, Cutting and Welding</del> NOT USED	2,700	LN	\$	\$
16.	<i>Certified Payroll Compliance and Reporting</i>	1	LS	\$	\$
<del>16.</del> 17.	Miscellaneous Project Allowance	1	LS	\$ 25,000.00	\$ 25,000.00
<b>TOTAL BASE BID (ITEM NOS. 1 THROUGH <del>16</del> 17)</b>					<b>\$</b>

---

**TOTAL BASE BID**

---

Dollars

(\$ \_\_\_\_\_) (Amount shall be shown in both words and figures. In case of a discrepancy, the amount shown in words shall govern.)

<b>DAM BID ALTERNATE ITEMS</b>					
<b>Item No.</b>	<b>Item Description</b>	<b>Qty</b>	<b>Unit</b>	<b>Unit Price</b>	<b>Total Price</b>
1.	Replace Trunnion Hub and Pin Assembly	4	EA	\$	\$
2.	Replace Gate Arm	5	EA	\$	\$
3.	Epoxy Filler on Skin Plate	350	SF	\$	\$
4.	Allowance for Unspecified Steel Repairs, Material	3,500	LB	\$	\$
5.	Allowance for Unspecified Steel Repairs, Cutting and Welding	2,700	IN	\$	\$
<b>TOTAL BID ALTERNATES (ITEM NOS. 1 THROUGH 5)</b>					<b>\$</b>

**TOTAL BID ALTERNATES**

---

Dollars

(\$ \_\_\_\_\_) (Amount shall be shown in both words and figures. In case of a discrepancy, the amount shown in words shall govern.)

**PAINT SCHEDULE M1**

**SERVICE: SUBMERGED METAL**

**Surface Preparation: SSPC-SP10 Near White Blast Cleaning**

<b>Paint Manufacturer</b>	<b>Application</b>	<b>Product Name</b>	<b>Product Type</b>	<b>No. Of Coats</b>	<b>Dry Mils/ Coat</b>	<b>Comments</b>
Carboline	Primer	Carbozinc 859	Zinc	One	3 – 5	
<b>Carboline</b>	<b>Pit filler</b>	<b>Carboguard 501</b>	<b>Two part epoxy</b>	<b>Two to three</b>	<b>62</b>	<b>Use where directed based on field inspection. Apply per mfrg. recommendations</b>
Carboline	Stripe*	Carbogard 60	Polyamide Epoxy	One		Color to match existing on Gate #4
Carboline	Finish	Carbogard 60	Polyamide Epoxy	Two	4 – 6	Color to match existing on Gate #4

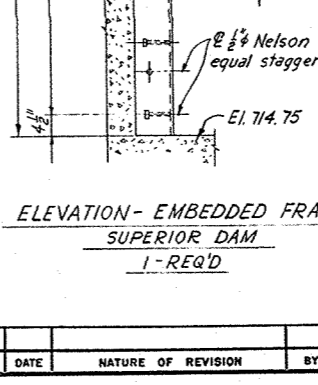
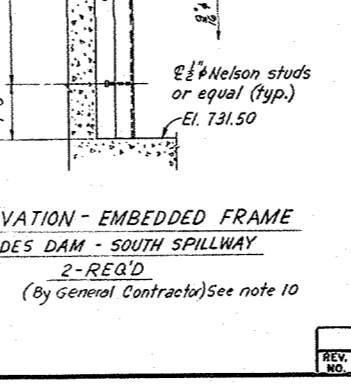
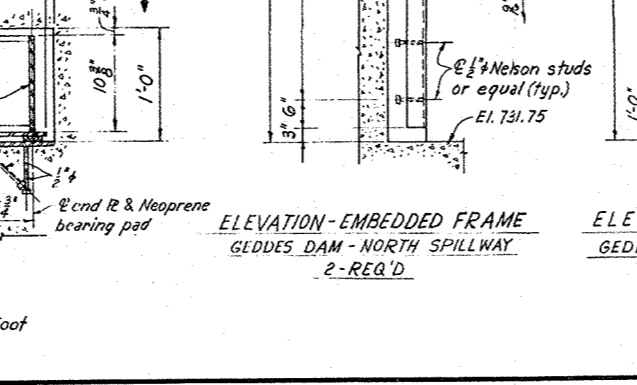
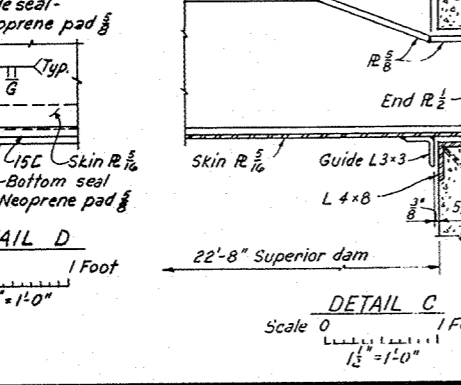
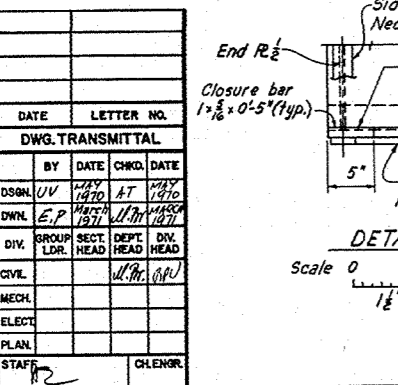
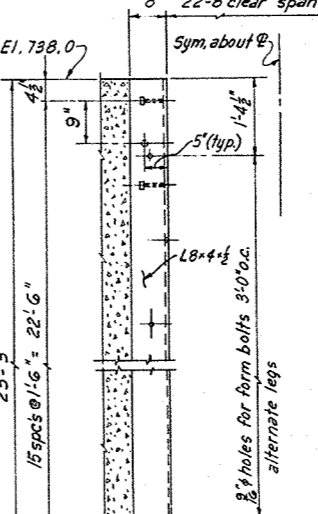
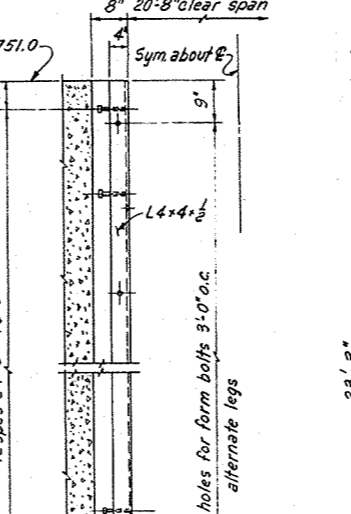
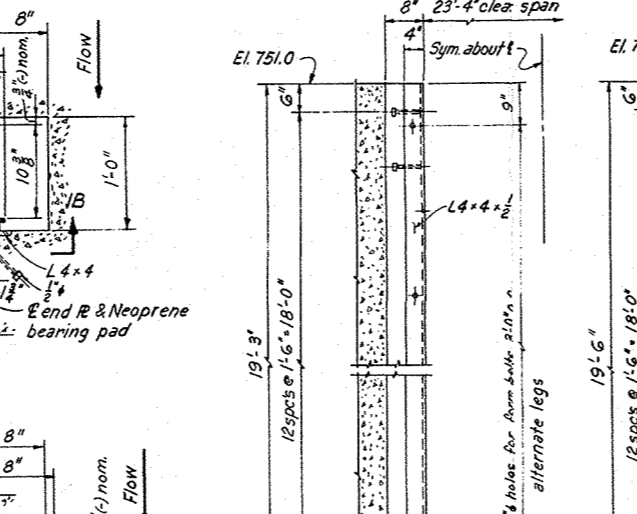
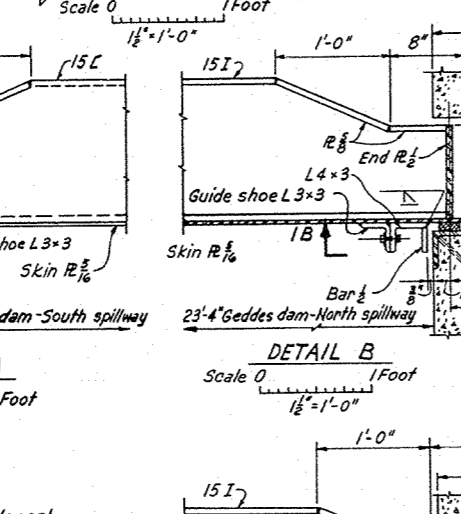
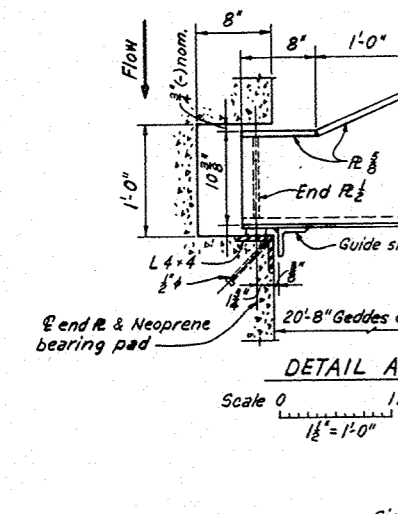
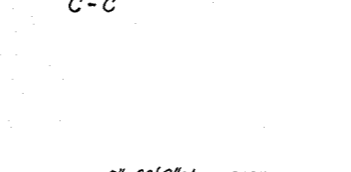
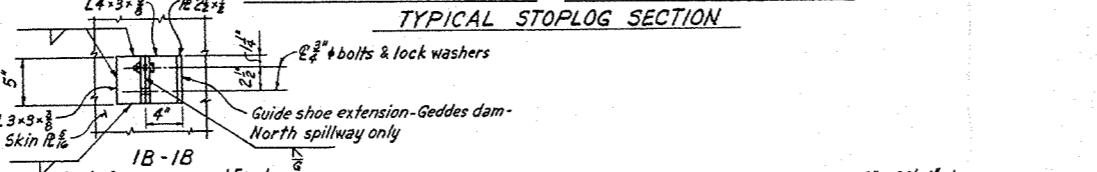
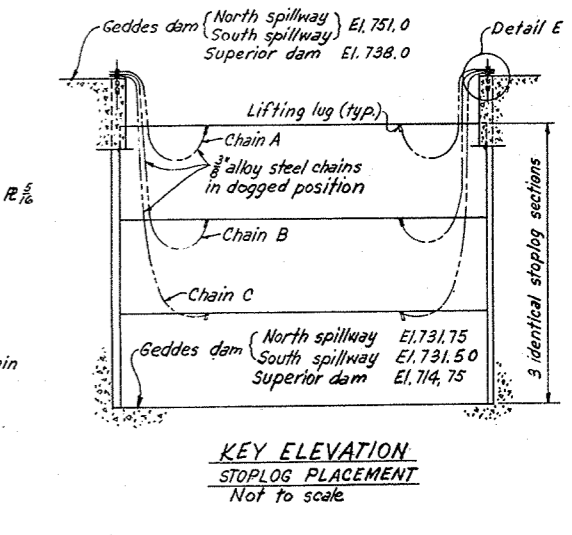
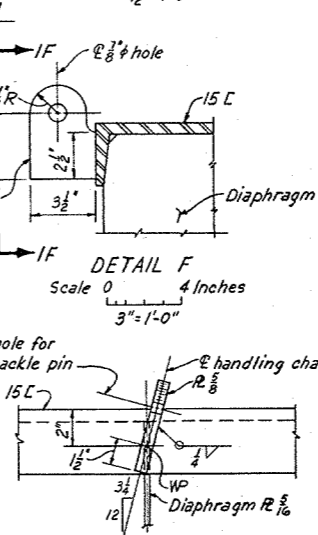
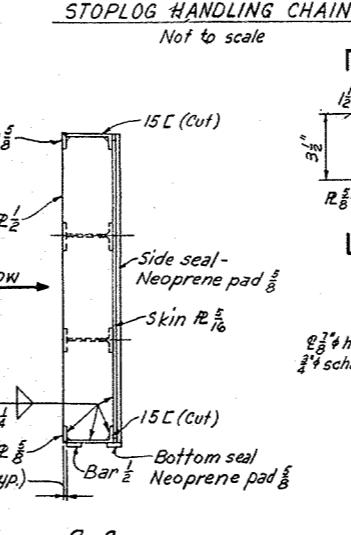
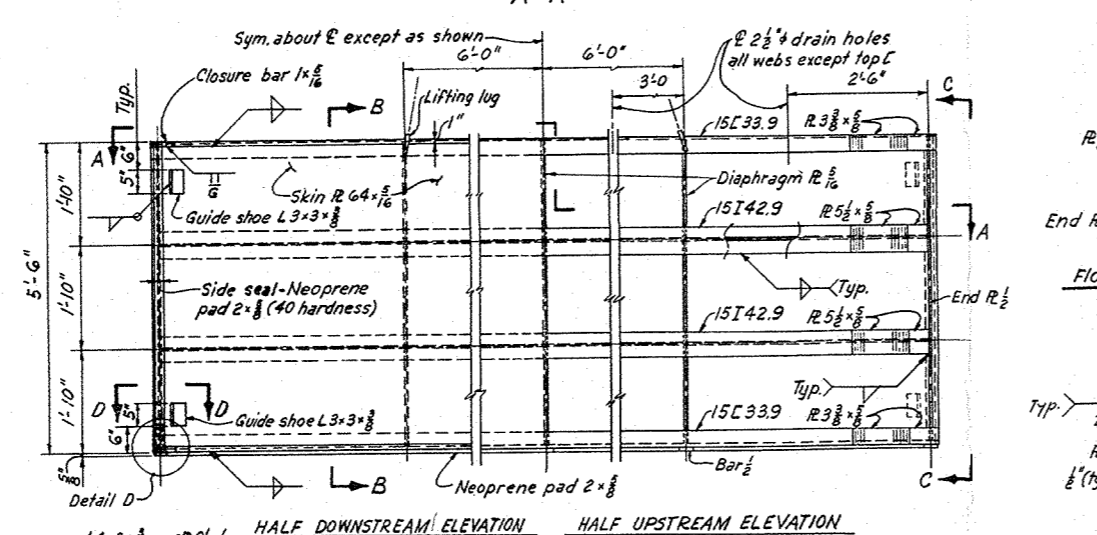
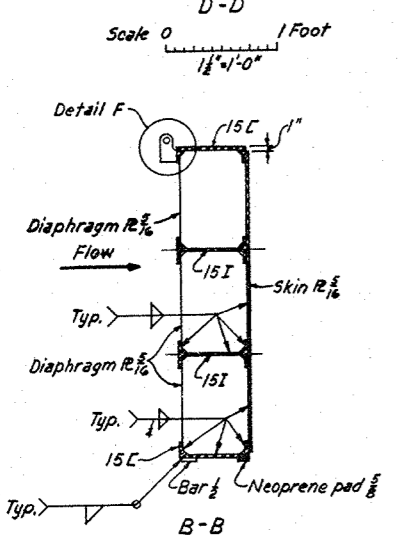
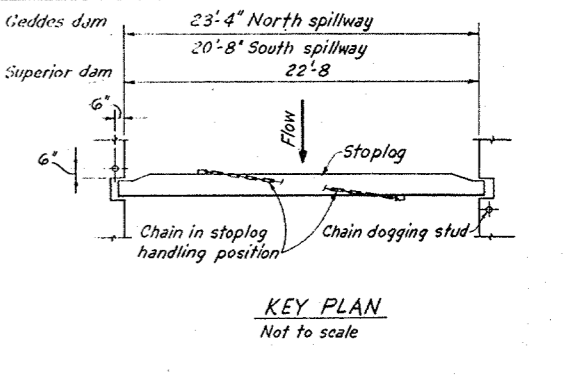
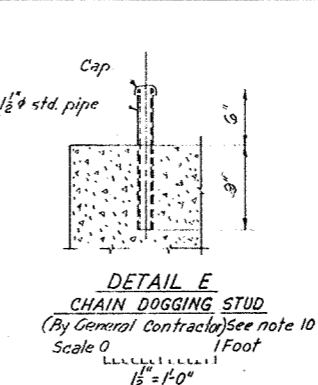
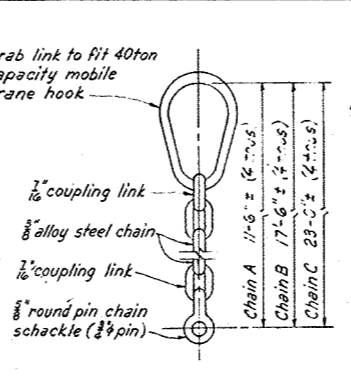
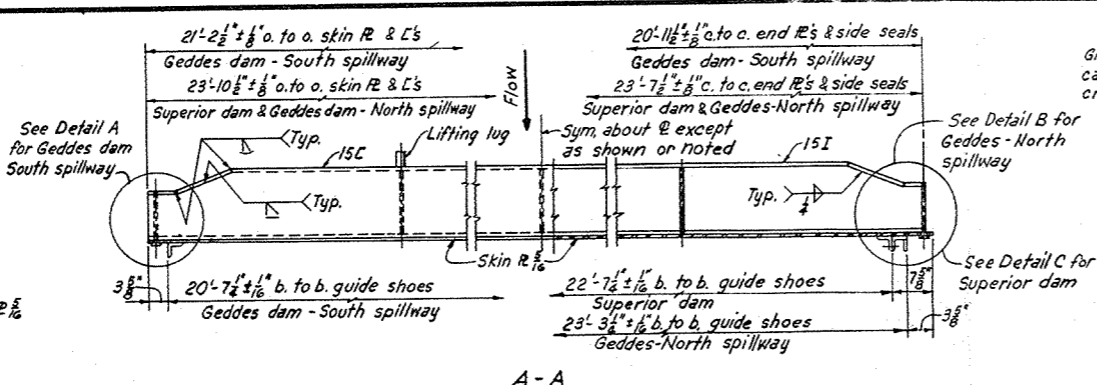
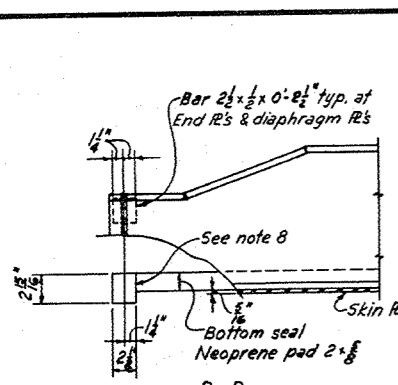
**TOTAL SYSTEM THICKNESS 11 – 17\***

Tnemec	Primer	Series 90-97	Zinc	One	2.5-3.5	
<b>Tnemec</b>	<b>Pit filler</b>	<b>Series 215</b>	<b>Modified Polyamine Epoxy</b>	<b>Two to three</b>	<b>62</b>	<b>Use where directed based on field inspection. Apply per mfrg. recommendations</b>
Tnemec	Stripe*	Series 66HS	Polyamide Epoxy	One		Color to match existing on Gate #4
Tnemec	Finish	Series 66HS	Polyamide Epoxy	Two	4 – 6	Color to match existing on Gate #4

**TOTAL SYSTEM THICKNESS 10.5 – 15.5\***

\*Note: All edges and corners shall be stripe coated. Specified millage does not include stripe coating **or pit filler**.





DATE	LETTER NO.			
DWG. TRANSMITTAL				
BY	DATE	CHKD.	DATE	
DSGN.	UV	MAY 14 1970	AT	MAY 14 1970
DWN.	E.P.	MAY 14 1970	UTM	MAY 14 1970
DIV.	GROUP	SECT.	DEPT.	DIV.
	LDR.	HEAD	HEAD	HEAD
CIVIL				
MECH.				
ELECT.				
PLAN.				
STAFF				
		CHENGR		

REFERENCE DRAWINGS:  
Geddes dam dwg. 520 C 206  
Superior dam dwg. 520 C 305

- NOTES
- Number of stoplog sections required:  
a. One set (consisting of three identical sections) for Geddes dam North spillway and for Superior dam  
b. One set (consisting of three identical sections) for Geddes dam South spillway
  - Twelve stoplog handling chains and ten chain dogging studs required.
  - Material shall be structural steel ASTM-A36 except as noted.
  - Material for chain shall be ASTM-A391 or equal.
  - All welds to be 1/2" continuous fillet welds except as noted.
  - The Neoprene bearing strips shall be bonded with epoxy cement to the stoplog steel members. The bonding surfaces shall be prepared with the adhesive manufacturers recommendations.
  - Seals shall be continuous, watertight and splices if required shall be vulcanized.
  - For painting see specifications.
  - Stoplog sections shall be straight and out of wind.
  - Stoplog guides and Chain dogging studs shall be furnished and installed by General Contractor.
  - Skin R joints to be watertight, full penetration bevel butt welds welded from both sides. Welds to be ground flush where in contact with seals.

CITY OF ANN ARBOR  
ANN ARBOR MICHIGAN

GEDDES DAM & SUPERIOR DAM

SPILLWAY

STOPLOGS AND EMBEDDED STEEL

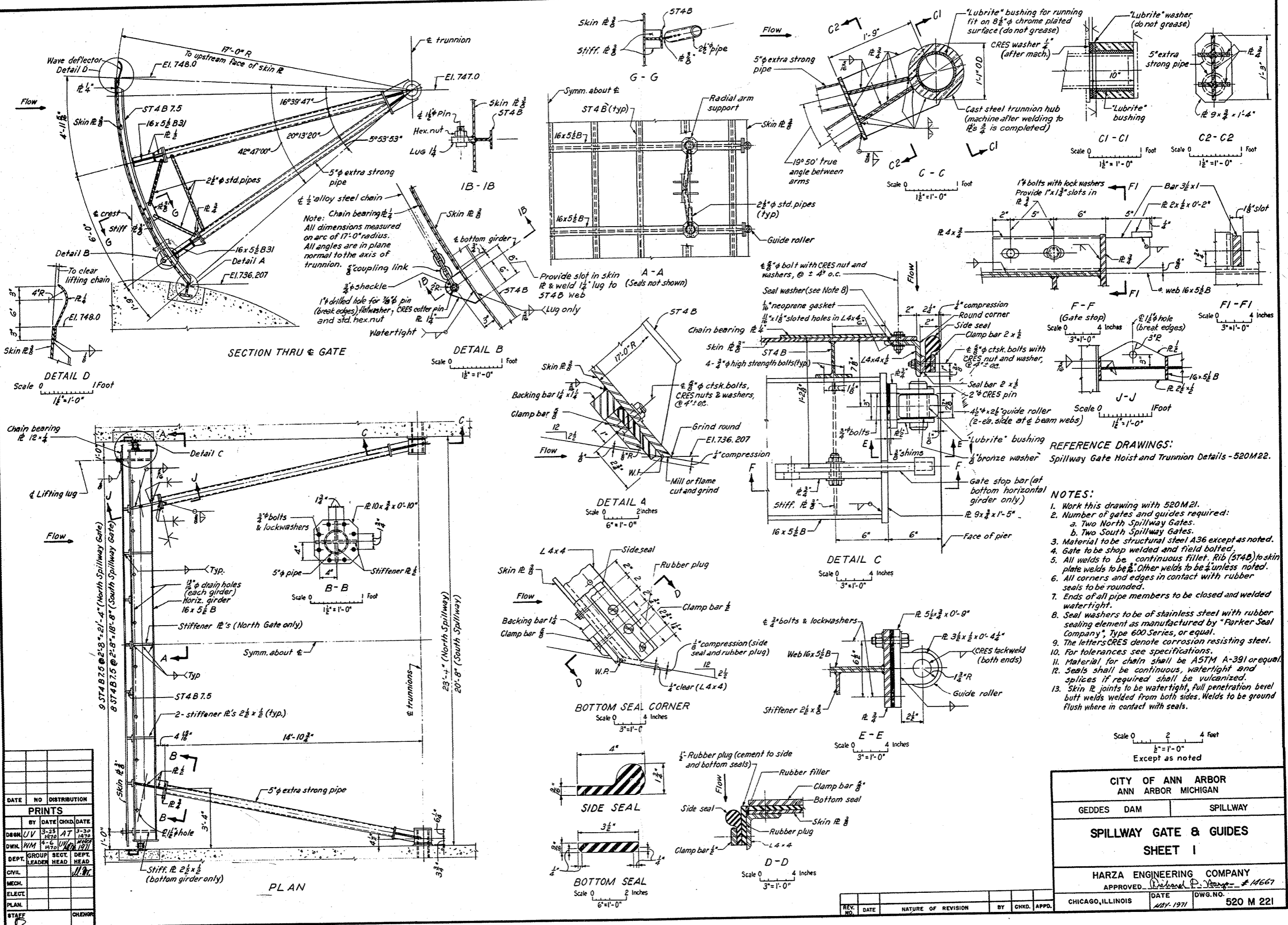
HARZA ENGINEERING COMPANY  
APPROVED: [Signature] #14667

CHICAGO, ILLINOIS

DATE: MAY 1970

DWG. NO. 520 M 220

REV. NO.	DATE	NATURE OF REVISION	BY	CHKD.	APPD.



DATE	NO	DISTRIBUTION
PRINTS		
BY	DATE	CHKD. DATE
DBN/UV	3-23-57	AT 3-30-57
DWN/HM	4-6-57	UV 4-10-57
DEPT.	GROUP	SECT.
CIVIL	LEADER	HEAD
MECH.		
ELECT.		
PLANK.		
STAFF		
CHENOR		

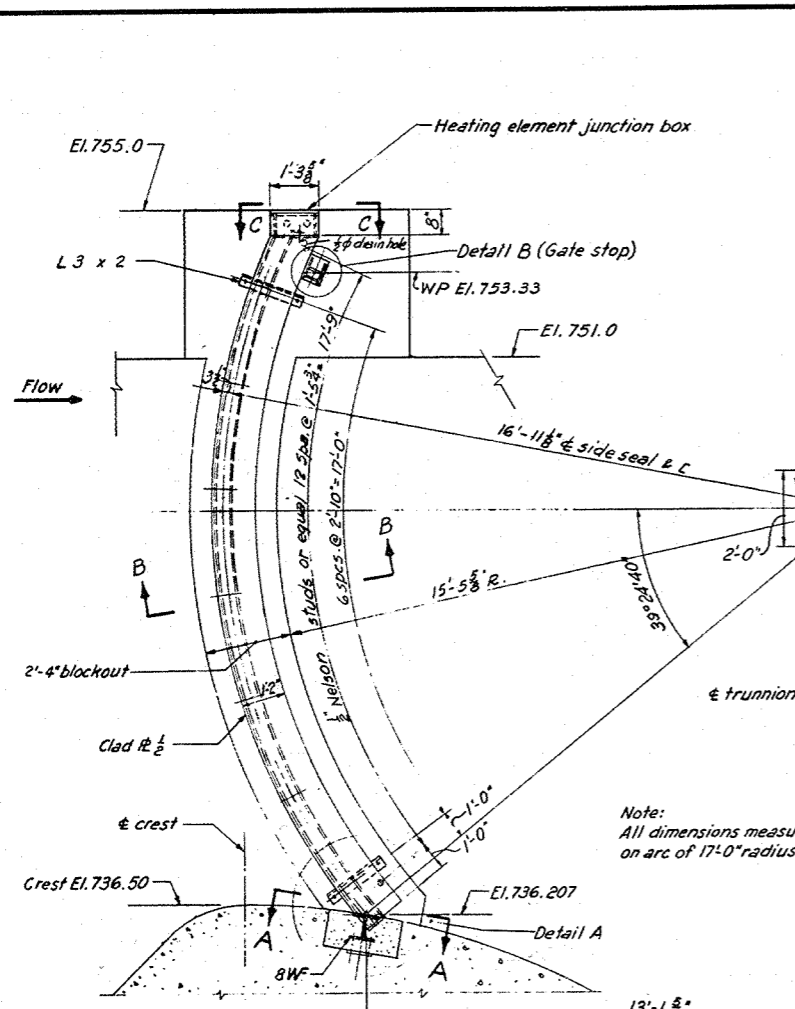
CITY OF ANN ARBOR  
 ANN ARBOR MICHIGAN

GEDDES DAM | SPILLWAY

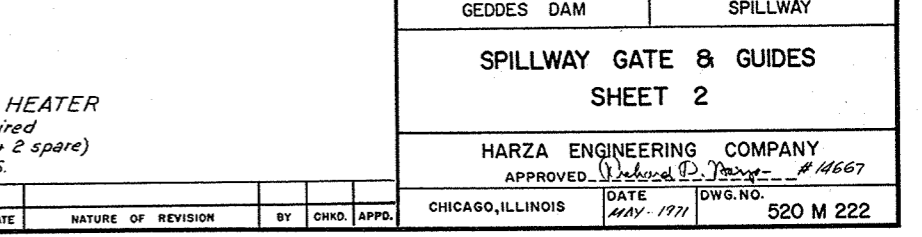
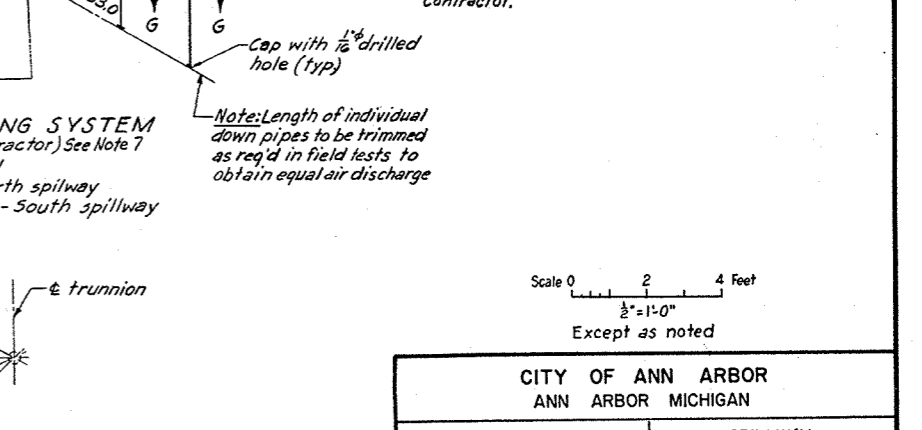
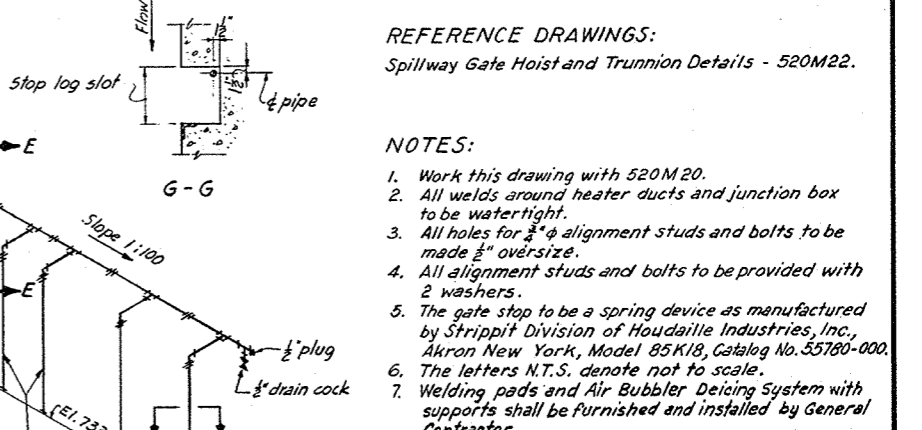
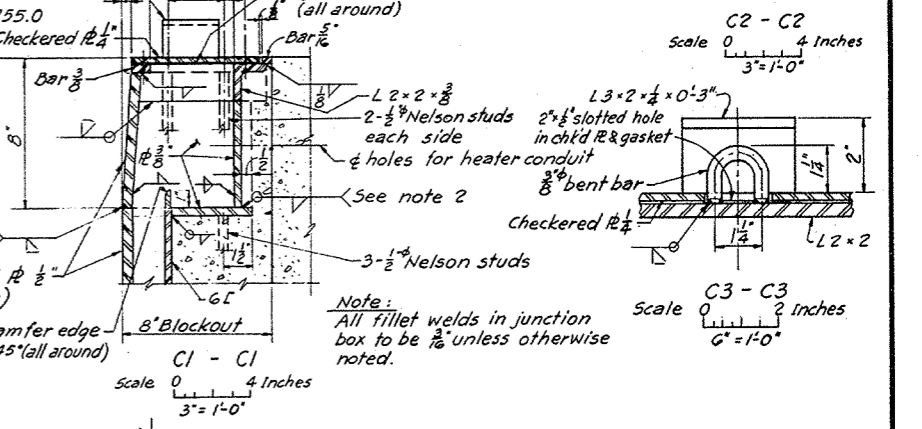
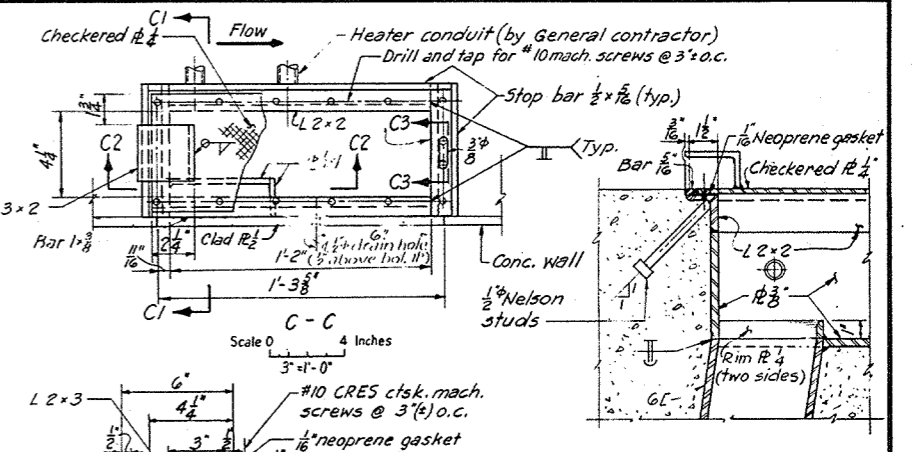
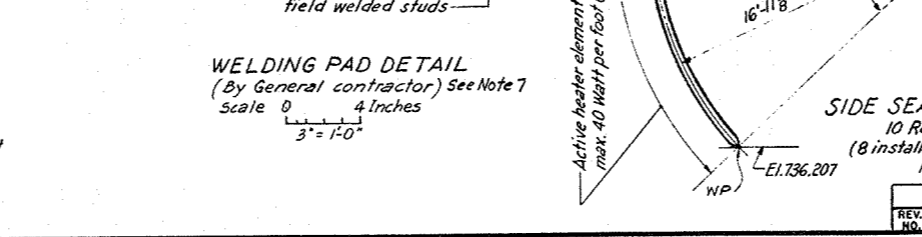
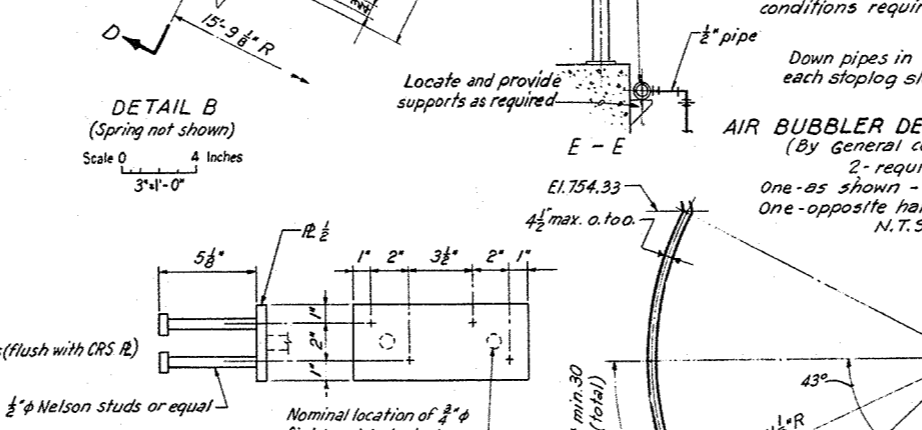
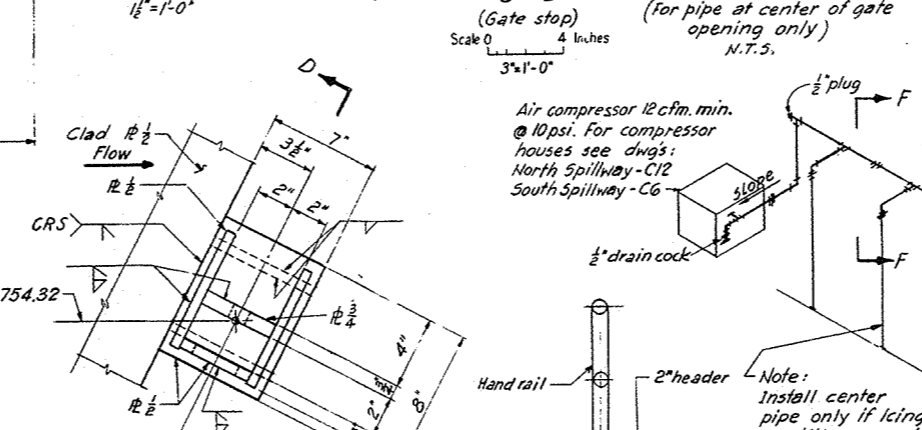
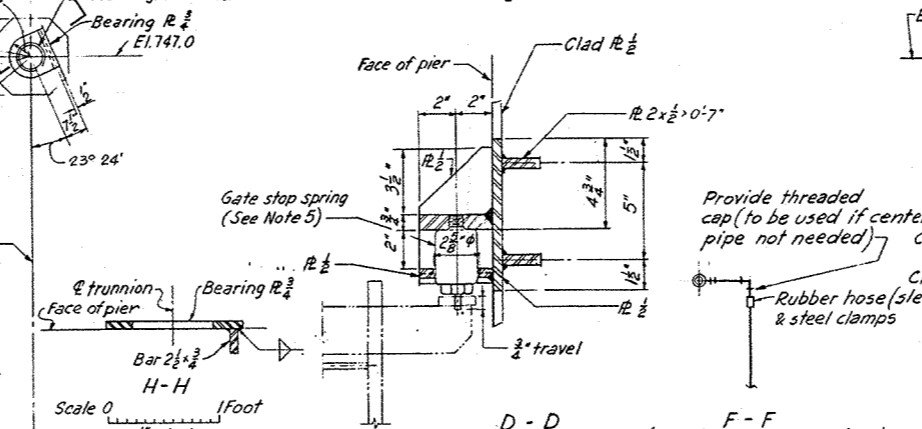
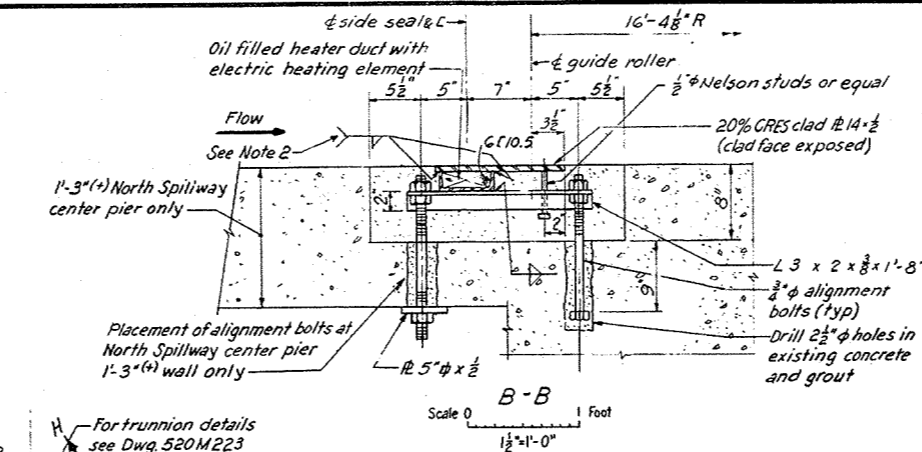
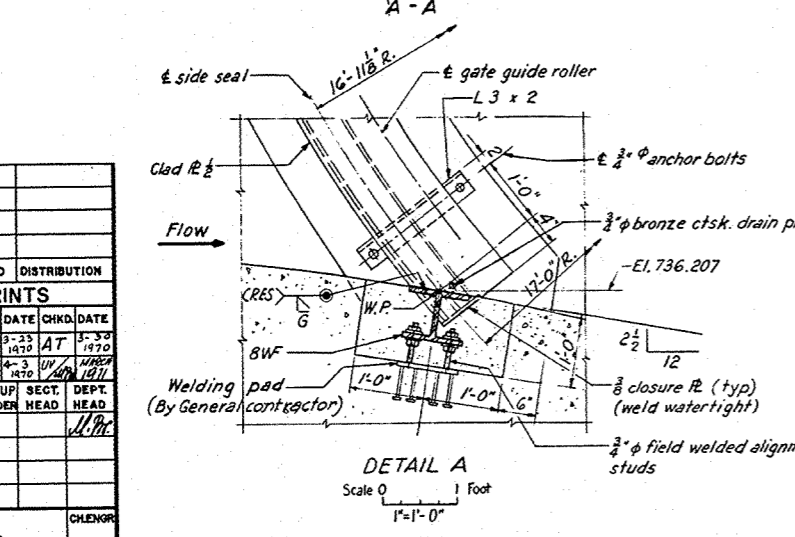

**SPILLWAY GATE & GUIDES**  
**SHEET I**

HARZA ENGINEERING COMPANY  
 APPROVED: [Signature] #14667  
 DATE: MAY 1957  
 DWG. NO.: 520 M 221

CHICAGO, ILLINOIS



ELEVATION-GATE SIDE SEAL AND GUIDE FRAME



REFERENCE DRAWINGS:  
Spillway Gate Hoist and Trunnion Details - 520M22.

- NOTES:
1. Work this drawing with 520M20.
  2. All welds around heater ducts and junction box to be watertight.
  3. All holes for 3/4" alignment studs and bolts to be made 1/8" oversize.
  4. All alignment studs and bolts to be provided with 2 washers.
  5. The gate stop to be a spring device as manufactured by Shripitt Division of Houdaille Industries, Inc., Akron New York, Model 85K18, Catalog No. 55780-000.
  6. The letters N.T.S. denote not to scale.
  7. Welding pads and Air Bubbler Deicing System with supports shall be furnished and installed by General Contractor.

DATE	NO	DISTRIBUTION
PRINTS		
BY	DATE	CHKD. DATE
DRON	UV	3-23
OWN	WM	4-3
DEPT. LEADER	GROUP SECT. HEAD	DEPT. HEAD
CIVIL		
MECH.		
ELECT.		
PLAN.		
STAFF		
		CHENOR

CITY OF ANN ARBOR ANN ARBOR MICHIGAN	
GEDDES DAM	SPILLWAY
SPILLWAY GATE & GUIDES SHEET 2	
HARZA ENGINEERING COMPANY APPROVED: [Signature] #14667	
CHICAGO, ILLINOIS	DATE: MAY-1971 DWG. NO. 520 M 222

REV. NO.	DATE	NATURE OF REVISION	BY	CHKD.	APPD.





Geddes Dam – Gate Recoating and Repairs (ITB – 4564)

Pre-Bid Meeting Attendance  
Thursday, February 7, 2019. 1:00 PM

Name/Representing	Address	e-mail address	Phone/Cell	
Cal Morse Fisher Cont.	3401 Contractors Dr Midland MI	CalMorse@fisher Companies.net	p	'
			c	989-488-7129
George Brower Gerace Construction	4055 S. Saginaw Rd Midland, MI	gbrower@geraceconstruction.com	p	989-496-2440
			c	248-558-9713
Rick Mollenhoff Autsett	2515 Pilot Knob Rd Mendon Heights, MI 48821	rmollenhoff@alltechenginee ring.com		651 452-7893
				651 452-2659
Steve Lewis Aulaan Corp	P.O. Box 599 Grand Haven, MI 49417	SteveLewis@Aulaan.Com	p	810.560.5646
			c	
Tony Crego Drako	2801 International Lane Madison WI	scottlansum@Drako.com	p	608 819 8298
			c	
Brent Canup midwest Power Systems	2401 Hickory oak MILFORD MI 48380	midwestpower@ hotmail.com	p	
			c	248-770-5121
Dave Baker Fedewa Inc	2232 36th st Allegan MI 49010	dgo baker@hotmail.com	p	616 813-6118
			c	



Geddes Dam – Gate Recoating and Repairs (ITB – 4564)

Pre-Bid Meeting Attendance  
 Thursday, February 7, 2019. 1:00 PM

Name/Representing	Address	e-mail address		Phone/Cell
Buddy Stanford TNEMEC	3974-A Brown Park Dr Howland, OH 43026	bstanford@tnemec.com	p	517.540.0030
			c	614.698.6866
Trent McNott TNEMEC	3974-A Brown Park Dr Howland, OH 43026	tmcnott@tnemec.com	p	
			c	419-346-8799
Paul Malocha Stantec			p	
			c	
Emily Schlanderer A2-WTP			p	
			c	
			p	
			c	
			p	
			c	
			p	
			c	