

# INVITATION TO BID

ITB # 4367

Lawrence Street Water Main Replacement and  
Summit Street Water Main Replacement Project



Thursday, March 5, 2015 by 11:00 AM

Issued By:

City of Ann Arbor  
Procurement Unit  
301 E. Huron Street  
Ann Arbor, MI 48104

## TABLE OF CONTENTS

<u>Section</u>	<u>Pages</u>
Table of Contents.....	TC-1
Advertisement.....	AD-1
Notice of Pre-Bid Conference .....	NP-1
Instructions to Bidders.....	IB-1 to 2
Invitation to Bid.....	ITB-1 to 3
Bid Forms.....	BF-1 to BF-5
Contract.....	C-1 to 11
Bond Forms.....	B-1 to 2
General Conditions .....	GC-1 to 20
Standard Specifications .....	SS-1
Detailed Specifications.....	DS-1 to DS-60
Attachment A – Contract Compliance Forms.....	AFF 1 – 3
Attachment B – Soil Borings .....	SB-1 to 8

ADVERTISEMENT FOR THE  
LAWRENCE STREET WATER MAIN REPLACEMENT AND  
SUMMIT STREET WATER MAIN REPLACEMENT PROJECT  
CITY OF ANN ARBOR

ITB # 4367

Sealed Bids will be received by the City of Ann Arbor Customer Service Desk, First (1st) Floor, Guy Larcom City Hall, on or before Thursday, March 5, 2015 by 11:00 am for construction of Lawrence Street Water Main Replacement and Summit Street Water Main Replacement Project. Bids will be publicly opened and read aloud at this time.

Work to be done includes the replacement of the water main along Lawrence Street between Division Street and State Street, and replacement of the water main along Summit Street through Wheeler Park, replacement of some storm sewer structures, some aggregate base, and related work.

A pre-bid conference will be held Wednesday, February 25, 2015 at 2:00 pm in the 4th floor Conference Room, City Hall located at 301 E. Huron St., Ann Arbor, Michigan 48104. Attendance is highly recommended.

Bid documents, specifications, plans and addendum shall be downloaded by vendors at either of the following web sites, Michigan Inter-governmental Trade Network (MITN) [www.mitn.info](http://www.mitn.info) or City of Ann Arbor web site [www.A2gov.org](http://www.A2gov.org). It is the bidder's responsibility to verify they have obtained all information before submitting a bid.

Each Bid shall be accompanied by a certified check, or Bid Bond by a recognized surety, in the amount of 5% of the total of the bid price. A Bid, once submitted, becomes the property of the City. In the sole discretion of the City, the City reserves the right to allow a bidder to reclaim submitted documents provided the documents are requested and retrieved no later than 48 hours prior to the scheduled bid opening.

The successful Bidder will be required to furnish satisfactory performance and labor and material bonds in the amount of 100% of the bid price and satisfactory insurance coverage.

Precondition for entering into a contract with the City of Ann Arbor: (i) compliance with Chapter 112 of Title IX of the Code of the City of Ann Arbor. (ii) compliance with applicable prevailing wage and living wage requirements of Chapter 23 of Title I of the Code of the City of Ann Arbor. Further information is outlined in the contract documents.

After the time of opening, no Bid may be withdrawn for a period of 90 days. The City reserves the right to accept any Bid, to reject any or all Bids, to waive irregularities and/or informalities in any Bid, and to make the award in any manner the City believes to be in its best interest.

Any further information may be obtained from the Ann Arbor Procurement Office, (734) 794- 6000 Ext. 45206

CITY OF ANN ARBOR, MICHIGAN

## **NOTICE OF PRE-BID CONFERENCE**

A pre-bid conference for this project will be held on Wednesday, February 25, 2015 at 2:00 pm in the 4th floor Conference Room, located at, 301 E. Huron Street, Ann Arbor, Michigan 48104.

Attendance at this conference is optional, but highly recommended. Administrative and technical questions regarding this project will be answered at this time. The pre-bid meeting is for information only. Any answers furnished will not be official until verified in writing by the Financial Service Area, Procurement Unit. Answers that change or substantially clarify the bid will be affirmed in an addendum.

## **INSTRUCTIONS TO BIDDERS**

### **General**

Work to be done under this Contract is generally described through the detailed specifications and must be completed fully in accordance with the contract documents. All work to be done under this Contract is located in or near the City of Ann Arbor.

The City shall make available to all prospective Bidders, prior to receipt of the Bids, access to the area in which the work is to be performed. Advance notice should be given to the Administering Service Area/Unit in cases where access to the site must be arranged by the City.

Any Bid which does not conform fully to these instructions may be rejected.

### **Preparation of Bids**

Bids should be prepared providing a straight-forward, concise description of the Bidder's ability to meet the requirements of the ITB. Bids shall be written in ink or typewritten. No erasures are permitted. Mistakes may be crossed out and corrected and must be initialed and dated in ink by the person signing the Bid.

Bids must be submitted on the "Bid Forms" provided with each blank properly filled in. If forms are not fully completed it may disqualify the bid.

Each person signing the Bid certifies that he/she is the person in the Bidder's firm/organization responsible for the decision as to the fees being offered in the Bid and has not and will not participated in any action contrary to the terms of this provision.

### **Questions or Clarification on ITB Specifications**

All questions regarding this ITB shall be submitted via email. Emailed questions and inquires will be accepted from any and all prospective Bidders in accordance with the terms and conditions of the ITB.

All questions shall be due on or before 3/4/15 by 11:00 am and should be addressed as follows:

Specification/Scope of Work questions emailed to [ikotlyar@a2gov.org](mailto:ikotlyar@a2gov.org)

Bid Process and HR Compliance questions emailed to [mberryman@a2gov.org](mailto:mberryman@a2gov.org)

### **Addenda**

If it becomes necessary to revise any part of the ITB, notice of the Addendum will be posted to Michigan Inter-governmental Trade Network (MITN) [www.mitn.info](http://www.mitn.info) and/or City of Ann Arbor web site [www.A2gov.org](http://www.A2gov.org) for all parties to download.

Each Bidder must in its Bid, to avoid any miscommunications, acknowledge all addenda which it has received, but the failure of a Bidder to receive, or acknowledge receipt of; any addenda shall not relieve the Bidder of the responsibility for complying with the terms thereof.

The City will not be bound by oral responses to inquiries or written responses other than written addenda.

## **Bid Submission**

All Bids are due and must be delivered to the City of Ann Arbor Procurement Unit on or Thursday, March 5, 2015 by 11:00 am. Bids submitted late or via oral, telephonic, telegraphic, electronic mail or facsimile **will not** be considered or accepted.

Each Bidder must submit one (1) original Bid and one (1) Bid copy in a sealed envelope clearly marked: **ITB 4367 – Lawrence Street Water Main Replacement and Summit Street Water Main Replacement Project.**

### **Bids must be addressed and delivered to:**

City of Ann Arbor  
1<sup>st</sup> Floor Customer Service Department,  
301 East Huron Street  
P.O. Box 8647  
Ann Arbor, MI 48107

All Bids received on or before the Due Date will be publicly opened and recorded immediately. No immediate decisions are rendered.

Hand delivered bids will be date/time stamped/signed at the address above in order to be considered. Normal business hours are 8:00 a.m. to 4:00 p.m. Monday through Friday. The City will not be liable to any Bidder for any unforeseen circumstances, delivery or postal delays. Postmarking to the Due Date will not substitute for receipt of the Bid. Each Bidder is responsible for submission of their Bid.

Additional time will not be granted to a single Bidder; however, additional time may be granted to all Bidders when the City determines that circumstances warrant it.

## **Award**

The City intends to award a Contract(s) to the lowest responsible Bidder(s). On multi-divisional contracts, separate divisions may be awarded to separate Bidders. The City may also utilize alternatives offered in the Bid Forms, if any, to determine the lowest responsible Bidder on each division, and award multiple divisions to a single Bidder, so that the lowest total cost is achieved for the City. For unit price bids, the contract will be awarded based upon the unit prices and the lump sum prices stated by the bidder for the work items specified in the bid documents, with consideration given to any alternates selected by the City. If the City determines that the unit price for any item is materially different for the work item bid than either other bidders or the general market, the City, in its sole discretion, in addition to any other right it may have, may reject the bid as not responsible or non-conforming.

The acceptability of major subcontractors will be considered in determining if a Bidder is responsible. In comparing Bids, the City will give consideration to alternate Bids for items listed in the bid forms.

### **Official Documents**

The City of Ann Arbor shall accept no alternates to the bid documents made by the Bidder unless those alternatives are set forth in the "Alternate" section of Bid form.

The City of Ann Arbor officially distributes bid documents from the Procurement Unit or through the Michigan Intergovernmental Trade Network (MITN). Copies of the bid documents obtained from any other source are not Official copies. Addenda and other bid information will only be posted to these official distribution sites. If you obtained City of Ann Arbor Bid documents from other sources, it is recommended that you register on [www.MITN.info](http://www.MITN.info) and obtain an official Bid.

### **Bid Security**

Each bid must be accompanied by a certified check, or Bid Bond by a surety licensed and authorized to do business within the State of Michigan, in the amount of 5% of the total of the bid price.

### **Withdrawal of Bids**

After the time of opening, no Bid may be withdrawn for the period of 90 days, as specified in the Advertisement.

### **Contract Time**

Time is of the essence in the performance of the work under this Contract. The available time for work under this Contract is indicated on page DS-1. If these time requirements can not be met, the Bidder must stipulate on Bid Form Section 3 - Time Alternate its schedule for performance of the work. Consideration will be given to time in evaluating bids.

### **Liquidated Damages**

A liquidated damages clause, as given on page DS-1, provides that the Contractor shall pay the City as liquidated damages, and not as a penalty, a sum certain per day for each and every day that the Contractor may be in default of completion of the specified work, within the time(s) stated in the Contract, or written extensions.

Liquidated damages clauses, as given in the General Conditions, provide further that the City shall be entitled to impose and recover liquidated damages for breach of the obligations under Chapter 112 of the City Code.

The liquidated damages are for the non-quantifiable aspects of any of the previously identified events and do not cover actual damages that can be shown or quantified nor are they intended to preclude recovery of actual damages in addition to the recovery of liquidated damages.

liquidated damages.

## **Human Rights Information**

Section 5, beginning at page GC-3, outlines the requirements for fair employment practices under City of Ann Arbor Contracts. To establish compliance with this Ordinance, the Bidder must complete and return with its bid completed copies of the Human Rights Division Contract Compliance Forms (Appendix A and B) or an acceptable equivalent. In the event the Human Rights forms are not submitted with the bid, the bidder will have 24 hours to submit upon notice from the City.

## **Wage Requirements**

Section 4, beginning at page GC-1, outlines the requirements for payment of prevailing wages or of a “living wage” to employees providing service to the City under this contract. The successful bidder must comply with all applicable requirements and provide documentary proof of compliance when requested.

## **Major Subcontractors**

The Bidder shall identify each major subcontractor it expects to engage for this Contract if the work to be subcontracted is 15% or more of the bid sum or over \$50,000, whichever is less. The Bidder also shall identify the work to be subcontracted to each major subcontractor and the approximate dollar value of each subcontract.

## **Debarment**

Submission of a Bid in response to this ITB is certification that the Bidder is not currently debarred, suspended, proposed for debarment, and declared ineligible or voluntarily excluded from participation in this transaction by any State or Federal departments or agency. Submission is also agreement that the City will be notified of any changes in this status.

## **Disclosures**

After bids are opened, all information in a bidder’s bid is subjected to disclosure under the provisions of Michigan Public Act No. 442 of 1976, as amended (MCL 15.231 et seq.) know as the “Freedom of Information Act.” The Freedom of Information Act also provides for the complete disclosure of contracts and attachments thereto except where specifically exempted.

## **Bid Protest**

All Bid protests must be in writing and filed with the Purchasing Agent within five (5) business days of the award action. The bidder must clearly state the reasons for the protest. If a bidder contacts a City Service Area/Unit and indicates a desire to protest an award, the Service Area/Unit shall refer the bidder to the Purchasing Agent. The Purchasing Agent will provide the bidder with the appropriate instructions for filing the protest. The protest shall be reviewed by the City Administrator or designee whose decision shall be final.



## **Reservation of Rights**

The City of Ann Arbor reserves the right to accept any bid or alternative bid proposed in whole or in part, to reject any or all bids or alternatives bids in whole or in part and to waive irregularity and/or informalities in any bid and to make the award in any manner deemed in the best interest of the City.

## INVITATION TO BID

City of Ann Arbor  
Guy C. Larcom Municipal Building  
Ann Arbor, Michigan 48107

Ladies and Gentlemen:

The undersigned, as Bidder, declares that this Bid is made in good faith, without fraud or collusion with any person or persons bidding on the same Contract; that this Bidder has carefully read and examined the bid documents, including Advertisement, Human Rights Division Contract Compliance Forms, Notice of Pre-Bid Conference, Instructions to Bidders, Bid, Bid Forms, Contract, Bond Forms, General Conditions, Standard Specifications, Detailed Specifications, all Addenda, and the Plans and understands them. The Bidder declares that it conducted a full investigation at the site and of the work proposed and is fully informed as to the nature of the work and the conditions relating to the work's performance. The Bidder also declares that it has extensive experience in successfully completing projects similar to this one.

The Bidder acknowledges that it has not received or relied upon any representations or warrants of any nature whatsoever from the City of Ann Arbor, its agents or employees, and that this Bid is based solely upon the Bidder's own independent business judgment.

The undersigned proposes to perform all work shown on the plans or described in the bid documents, including any addenda issued, and to furnish all necessary machinery, tools, apparatus, and other means of construction to do all the work, furnish all the materials, and complete the work in strict accordance with all terms of the Contract of which this Bid is one part.

In accordance with these bid documents, and Addenda numbered \_\_\_\_\_, the undersigned, as Bidder, proposes to perform at the sites in and/or around Ann Arbor, Michigan, all the work included herein for the amounts set forth in the Bid Forms.

The Bidder declares that it has become fully familiar with the liquidated damage clauses for completion times and for compliance with City Code Chapter 112, understands and agrees that the liquidated damages are for the non-quantifiable aspects of non-compliance and do not cover actual damages that may be shown and agrees that if awarded the Contract, all liquidated damage clauses form part of the Contract.

The Bidder declares that it has become fully familiar with the provisions of Chapter 14, Section 1:319 (Prevailing wages) and Chapter 23 (Living Wage) of the Code of the City of Ann Arbor and that it understands and agrees to comply, to the extent applicable to employees providing services to the City under this Contract, with the wage and reporting

requirements stated in the City Code provisions cited. Bidder further agrees that the cited provisions of Chapter 14 and Chapter 23 form a part of this Contract.

The Bidder encloses a certified check or Bid Bond in the amount of 5% of the total of the Bid Price. The Bidder agrees both to contract for the work and to furnish the necessary Bonds and insurance documentation within 10 days after being notified of the acceptance of the Bid.

If this Bid is accepted by the City and the Bidder fails to contract and furnish the required Bonds and insurance documentation within 10 days after being notified of the acceptance of this Bid, then the Bidder shall be considered to have abandoned the Contract and the certified check or Bid Bond accompanying this Bid shall become due and payable to the City.

If the Bidder enters into the Contract in accordance with this Bid, or if this Bid is rejected, then the accompanying check or Bid Bond shall be returned to the Bidder.

In submitting this Bid, it is understood that the right is reserved by the City to accept any Bid, to reject any or all Bids, to waive irregularities and/or informalities in any Bid, and to make the award in any manner the City believes to be in its best interest.

SIGNED THIS \_\_\_\_\_ DAY OF \_\_\_\_\_, 201\_\_.

\_\_\_\_\_  
Bidder's Name

\_\_\_\_\_  
Official Address

\_\_\_\_\_  
Telephone Number

\_\_\_\_\_  
Authorized Signature of Bidder

\_\_\_\_\_  
(Print Name of Signer Above)

LEGAL STATUS OF BIDDER

(The Bidder shall fill out the appropriate form and strike out the other two.)

Bidder declares that it is:

\* A corporation organized and doing business under the laws of the state of \_\_\_\_\_, for whom \_\_\_\_\_, bearing the office title of \_\_\_\_\_, whose signature is affixed to this Bid, is authorized to execute contracts.

\* A partnership, list all members and the street and mailing address of each:

Also identify the County and State where partnership papers are filed:

County of \_\_\_\_\_, State of \_\_\_\_\_

\* An individual, whose signature with address, is affixed to this Bid: \_\_\_\_\_  
(initial here)

**BID FORM**

**Section 1 - Schedule of Prices**

<b>Item</b>	<b>Description</b>	<b>Unit</b>	<b>Estimated Quantity</b>	<b>Unit Price</b>	<b>Total Cost</b>
114	Type A Lighted Arrow Board, Furnished & Operated	EA	2	\$ _____	\$ _____
130	Protective Fencing	LF	2600	\$ _____	\$ _____
135	Tree Removal, 8" and larger	EA	1	\$ _____	\$ _____
140	Exploratory Excavations (0-10deep)	EA	4	\$ _____	\$ _____
201	Project Supervision, Max. \$ 20,000	LS	1	\$ _____	\$ _____
202	General Conditions, Max. \$ 40,000	LS	1	\$ _____	\$ _____
203	Minor Traffic Control, Modified, Max. \$ 20,000	LS	1	\$ _____	\$ _____
204	Audiovisual Tape Coverage	LS	1	\$ _____	\$ _____
207	Machine Grading Modified	SY	3500	\$ _____	\$ _____
212	Subgrade Undercutting - Type II	CY	200	\$ _____	\$ _____
213	Temporary 4 inch or 6 inch Water Main Line Stop	EA	5	\$ _____	\$ _____
221	HMA Pavement Leveling Course 13A	TON	100	\$ _____	\$ _____
222	HMA Pavement Wearing Course 13A	TON	50	\$ _____	\$ _____
223	HMA Pavement 13A - (Basketball Court and Track - 1.5")	TON	120	\$ _____	\$ _____
224	HMA Pavement 36A - (Basketball Court and Track - 1.5")	TON	120	\$ _____	\$ _____
225	Temporary HMA Pavement	TON	50	\$ _____	\$ _____
230	Remove Concrete Curb or Curb & Gutter - Any Type	LF	850	\$ _____	\$ _____
231	Remove Concrete Sidewalk & Driveways - Any Thickness	SF	1500	\$ _____	\$ _____
235	Concrete Curb or Curb & Gutter - Any Type	LF	100	\$ _____	\$ _____
237	4 or 6 -Inch Concrete Sidewalk, Ramp, or Drive	SF	250	\$ _____	\$ _____
240	Detectable Warning Plates	SF	20	\$ _____	\$ _____
241	Adjust Structure Cover	EA	4	\$ _____	\$ _____
242	Adjust Curb Inlet Structure Cover	EA	2	\$ _____	\$ _____
244	Structure Covers	LBS	1600	\$ _____	\$ _____
251	Abandon Fire Hydrant	EA	0	\$ _____	\$ _____
252	Sewer Bulkhead, 4-inch through 18-inch Diameter	EA	4	\$ _____	\$ _____
254	6-inch Wrapped Underdrain	LF	1400	\$ _____	\$ _____
255	4 or 6 inch sanitary sewer lead R/R in Trench	EA	150	\$ _____	\$ _____
260	Sand Subbase Course, Class II - CIP	CY	20	\$ _____	\$ _____
261	21AA Limestone - C.I.P.	CY	200	\$ _____	\$ _____
262	Aggregate Base Course, 21AA - C.I.P.	CY	800	\$ _____	\$ _____
270	"No Parking" Signs	EA	30	\$ _____	\$ _____
271	Portable, Changeable Message Sign, Furn. & Oper.	EA	4	\$ _____	\$ _____
272	Plastic Drum - Lighted, Furnished and Operated	EA	100	\$ _____	\$ _____
273	Type III Lighted Barricade, Furnished & Operated	EA	16	\$ _____	\$ _____
274	Temporary Type B Signs	SF	750	\$ _____	\$ _____
280	Basketball Pole Assembly	EA	3	\$ _____	\$ _____
281	Concrete Foundation for Basketball Pole Assembly	EA	4	\$ _____	\$ _____
282	Basketball Court Color Coating	LS	1	\$ _____	\$ _____
283	Fence Removal/Welding Back	LS	1	\$ _____	\$ _____
284	Trex Retaining Wall	LS	1	\$ _____	\$ _____
285	Play Area Cross-section Repair	LS	1	\$ _____	\$ _____
286	Bench Removal/Installation	EA	1	\$ _____	\$ _____
287	Wood Retaining Wall	LS	1	\$ _____	\$ _____

TOTAL THIS PAGE \$ \_\_\_\_\_

(Also Enter on BF-2)

**BID FORM**

**Section 1 - Schedule of Prices**

<b>Item</b>	<b>Description</b>	<b>Unit</b>	<b>Estimated Quantity</b>	<b>Unit Price</b>	<b>Total Cost</b>
320	12 inch Class IV RCP Trench Detail I	LF	100	\$ _____	\$ _____
367	Single Inlet	EA	5	\$ _____	\$ _____
385	Sewer Pipe Abandonment	LF	100	\$ _____	\$ _____
386	Sewer Structure Abandonment	EA	5	\$ _____	\$ _____
391	Pipe Undercut & Refill (6AA)	CY	100	\$ _____	\$ _____
400	12 inch, Class 50 DIP w/polywrap, TD-I Mod	LF	740	\$ _____	\$ _____
401	8 inch, Class 50 DIP w/polywrap, TD-I Mod	LF	10	\$ _____	\$ _____
402	6 inch Class 50 DIP w/polywrap, TD-I Mod	LF	20	\$ _____	\$ _____
403	16 inch, Class 50 DIP w/polywrap, TD-I	LF	162	\$ _____	\$ _____
404	16 inch, Class 50 DIP w/polywrap, TD-III	LF	55	\$ _____	\$ _____
405	16 inch, Class 50 DIP w/polywrap, TD-V	LF	245	\$ _____	\$ _____
411	16" 22-1/2° Bend	EA	5	\$ _____	\$ _____
412	16" 45° Bend	EA	6	\$ _____	\$ _____
413	12" 22-1/2° Bend	EA	2	\$ _____	\$ _____
414	12" 45° Bend	EA	4	\$ _____	\$ _____
420	8" x 6" Reducer	EA	1	\$ _____	\$ _____
423	12" x 6" Reducer	EA	2	\$ _____	\$ _____
432	6" x 6" x 6" Tee	EA	2	\$ _____	\$ _____
436	12" x 12" x 8" Tee	EA	1	\$ _____	\$ _____
440	Fire Hydrant Assembly	EA	1	\$ _____	\$ _____
442	12" Gate Valve-in Box	EA	2	\$ _____	\$ _____
444	6" Gate Valve-in- Box	EA	2	\$ _____	\$ _____
448	12" Gate Valve-in Well	EA	1	\$ _____	\$ _____
460	Excavate and Backfill for Water Services and Leads	LF	350	\$ _____	\$ _____
481	Water Main Pipe Abandonment	LF	1140	\$ _____	\$ _____
482	Gate Valve-in-Box Abandonment	EA	1	\$ _____	\$ _____
483	Gate Valve-in-Well Abandonment	EA	2	\$ _____	\$ _____
703	Inlet Filter	EA	17	\$ _____	\$ _____
800	Silt Fence	LF	1400	\$ _____	\$ _____
882	Seeding and Mulching	SY	3500	\$ _____	\$ _____
891	Cleanup & Restoration	LS	1	\$ _____	\$ _____

TOTAL THIS PAGE \$ \_\_\_\_\_

TOTAL FROM PAGE BF-1 \$ \_\_\_\_\_

TOTAL BASE BID : \$ \_\_\_\_\_

## BID FORM

### Section 2 - Material and Equipment Alternates

The Base Bid price shall include materials and equipment selected from the designated items and manufacturers listed in the bidding documents. This is done to establish uniformity in bidding and to establish standards of quality for the items named.

If the Contractor wishes to quote alternate items for consideration by the City, it may do so under this Section. A complete description of the item and the proposed price differential must be provided. Unless approved at the time of award, substitutions where items are specifically named will be considered only as a negotiated change in Contract Sum.

<u>Item Number</u>	<u>Description</u>	<u>Add/Deduct Amount</u>
--------------------	--------------------	--------------------------

If the Bidder does not suggest any material or equipment alternate, the Bidder **MUST** complete the following statement:

For the work outlined in this request for bid, the bidder does NOT propose any material or equipment alternate under the contract.

Signature of Authorized Representative of Bidder

---

BID FORM

Section 3 - Time Alternate

If the Bidder takes exception to the time stipulated in Article III of the Contract, Time of Completion, page C-1, it is requested to stipulate below its proposed time for performance of the work. Consideration will be given to time in evaluating bids.

If the Bidder does not suggest any time alternate, the Bidder **MUST** complete the following statement:

For the work outlined in this request for bid, the bidder does NOT propose any time alternate under the contract.

Signature of Authorized Representative of Bidder

---

BF-4



BID FORM

Section 4 - Subcontractors

For purposes of this contract, a Subcontractor is anyone (other than the Contractor) who performs work (other than or in addition to the furnishing of materials, plans or equipment) at or about the construction site, directly or indirectly for or on behalf of the Contractor (and whether or not in privity of contract with the Contractor), but shall not include any individual who furnishes merely the individual's own personal labor or services.

For the work outlined in these documents the Bidder expects to engage the following major subcontractors to perform the work identified.

<u>Subcontractor (Name and Address)</u>	<u>Work</u>	<u>Amount</u>
---	-------------	---------------

If the Bidder does not expect to engage any major subcontractor, the Bidder **MUST** complete the following statement:

For the work outlined in this request for bid, the bidder does NOT expect to engage any major subcontractor to perform work under the contract.

Signature of Authorized Representative of Bidder

---

**PROFESSIONAL SERVICES AGREEMENT BETWEEN**

**AND THE CITY OF ANN ARBOR**

**FOR** \_\_\_\_\_

The City of Ann Arbor, a Michigan municipal corporation, having its offices at 301 E. Huron St. Ann Arbor, Michigan 48103 ("City"), and \_\_\_\_\_

("Contractor") a(n) \_\_\_\_\_  
(State where organized) (Partnership, Sole Proprietorship, or Corporation)

with its address at \_\_\_\_\_  
agree as follows on this \_\_\_\_\_ day of \_\_\_\_\_, 20\_\_\_\_.

The Contractor agrees to provide services to the City under the following terms and conditions:

**I. DEFINITIONS**

Administering Service Area/Unit means \_\_\_\_\_.

Contract Administrator means \_\_\_\_\_, acting personally or through any assistants authorized by the Administrator/Manager of the Administering Service Area/Unit.

Deliverables means all Plans, Specifications, Reports, Recommendations, and other materials developed for and delivered to City by Contractor under this Agreement

Project means \_\_\_\_\_.  
Project name

**II. DURATION**

This Agreement shall become effective on \_\_\_\_\_, 20\_\_\_\_, and shall remain in effect until satisfactory completion of the Services specified below unless terminated as provided for in Article XI.

**III. SERVICES**

A. The Contractor agrees to provide \_\_\_\_\_  
type of service

("Services") in connection with the Project as described in Exhibit A. The City retains the right to make changes to the quantities of service within the general scope of the Agreement at any time by a written order. If the changes add to or deduct from the extent of the services, the contract sum shall be adjusted accordingly. All such changes shall be executed under the conditions of the original Agreement.

- B. Quality of Services under this Agreement shall be of the level of quality performed by persons regularly rendering this type of service. Determination of acceptable quality shall be made solely by the Contract Administrator.
- C. The Contractor shall perform its Services for the Project in compliance with all statutory, regulatory and contractual requirements now or hereafter in effect as may be applicable to the rights and obligations set forth in the Agreement.
- D. The Contractor may rely upon the accuracy of reports and surveys provided to it by the City (if any) except when defects should have been apparent to a reasonably competent professional or when it has actual notice of any defects in the reports and surveys.

#### **IV. INDEPENDENT CONTRACTOR**

The Parties agree that at all times and for all purposes under the terms of this Agreement each Party's relationship to any other Party shall be that of an independent contractor. Each Party will be solely responsible for the acts of its own employees, agents, and servants. No liability, right, or benefit arising out of any employer/employee relationship, either express or implied, shall arise or accrue to any Party as a result of this Agreement.

#### **V. COMPENSATION OF CONTRACTOR**

- A. The Contractor shall be paid in the manner set forth in Exhibit B. Payment shall be made monthly, unless another payment term is specified in Exhibit B, following receipt of invoices submitted by the Contractor, and approved by the Contract Administrator.
- B. The Contractor will be compensated for Services performed in addition to the Services described in Section III, only when the scope of and compensation for those additional Services have received prior written approval of the Contract Administrator.
- C. The Contractor shall keep complete records of work performed (e.g. tasks performed/hours allocated) so that the City may verify invoices submitted by the Contractor. Such records shall be made available to the City upon request and submitted in summary form with each invoice.

#### **VI. INSURANCE/INDEMNIFICATION**

- A. The Contractor shall procure and maintain during the life of this contract such insurance policies, including those set forth in Exhibit C, as will protect itself and the City from all claims for bodily injuries, death or property damage which may arise under this contract; whether the act(s) or omission(s) giving rise to the claim were made by the Contractor, any subcontractor or anyone employed by them directly or indirectly. In the case of all contracts involving on-site work, the Contractor shall provide to the City, before the commencement of any work under this contract, documentation satisfactory to the City demonstrating it has obtained the policies and endorsements required by Exhibit C.

- B. Any insurance provider of Contractor shall be admitted and authorized to do business in the State of Michigan and shall carry and maintain a minimum rating assigned by A.M. Best & Company's Key Rating Guide of "A-" Overall and a minimum Financial Size Category of "V". Insurance policies and certificates issued by non-admitted insurance companies are not acceptable unless approved in writing by the City.
- C. To the fullest extent permitted by law, Contractor shall indemnify, defend and hold the City, its officers, employees and agents harmless from all suits, claims, judgments and expenses, including attorney's fees, resulting or alleged to result, from any acts or omissions by Contractor or its employees and agents occurring in the performance of or breach in this Agreement, except to the extent that any suit, claim, judgment or expense are finally judicially determined to have resulted from the City's negligence or willful misconduct or its failure to comply with any of its material obligations set forth in this Agreement.

## VII. COMPLIANCE REQUIREMENTS

- A. Nondiscrimination. The Contractor agrees to comply, and to require its subcontractor(s) to comply, with the nondiscrimination provisions of MCL 37.2209. The Contractor further agrees to comply with the provisions of Section 9:158 of Chapter 112 of the Ann Arbor City Code and to assure that applicants are employed and that employees are treated during employment in a manner which provides equal employment opportunity.
- B. Living Wage. If the Contractor is a "covered employer" as defined in Chapter 23 of the Ann Arbor City Code, the Contractor agrees to comply with the living wage provisions of Chapter 23 of the Ann Arbor City Code. The Contractor agrees to pay those employees providing Services to the City under this Agreement a "living wage," as defined in Section 1:815 of the Ann Arbor City Code, as adjusted in accordance with Section 1:815(3); to post a notice approved by the City of the applicability of Chapter 23 in every location in which regular or contract employees providing services under this Agreement are working; to maintain records of compliance; if requested by the City, to provide documentation to verify compliance; to take no action that would reduce the compensation, wages, fringe benefits, or leave available to any employee or person contracted for employment in order to pay the living wage required by Section 1:815; and otherwise to comply with the requirements of Chapter 23.

## VIII. WARRANTIES BY THE CONTRACTOR

- A. The Contractor warrants that the quality of its Services under this Agreement shall conform to the level of quality performed by persons regularly rendering this type of service.
- B. The Contractor warrants that it has all the skills, experience, and professional licenses necessary to perform the Services specified in this Agreement.
- C. The Contractor warrants that it has available, or will engage, at its own expense, sufficient trained employees to provide the Services specified in this Agreement.
- D. The Contractor warrants that it is not, and shall not become overdue or in default to the City for any contract, debt, or any other obligation to the City including real and personal property taxes.

- E. The Contractor warrants that its proposal for services was made in good faith, it arrived at the costs of its proposal independently, without consultation, communication or agreement, for the purpose of restricting completion as to any matter relating to such fees with any competitor for these Services; and no attempt has been made or shall be made by the Contractor to induce any other perform or firm to submit or not to submit a proposal for the purpose of restricting competition.

## **IX. OBLIGATIONS OF THE CITY**

- A. The City agrees to give the Contractor access to the Project area and other City-owned properties as required to perform the necessary Services under this Agreement.
- B. The City shall notify the Contractor of any defects in the Services of which the Contract Administrator has actual notice.

## **X. ASSIGNMENT**

- A. The Contractor shall not subcontract or assign any portion of any right or obligation under this Agreement without prior written consent from the City. Notwithstanding any consent by the City to any assignment, Contractor shall at all times remain bound to all warranties, certifications, indemnifications, promises and performances, however described, as are required of it under the Agreement unless specifically released from the requirement, in writing, by the City.
- B. The Contractor shall retain the right to pledge payment(s) due and payable under this Agreement to third parties.

## **XI. TERMINATION OF AGREEMENT**

- A. If either party is in breach of this Agreement for a period of fifteen (15) days following receipt of notice from the non-breaching party with respect to a breach, the non-breaching party may pursue any remedies available to it against the breaching party under applicable law, including but not limited to, the right to terminate this Agreement without further notice. The waiver of any breach by any party to this Agreement shall not waive any subsequent breach by any party.
- B. The City may terminate this Agreement, on at least thirty (30) days advance notice, for any reason, including convenience, without incurring any penalty, expense or liability to Contractor, except the obligation to pay for Services actually performed under the Agreement before the termination date.
- C. Contractor acknowledges that, if this Agreement extends for several fiscal years, continuation of this Agreement is subject to appropriation of funds for this Project. If funds to enable the City to effect continued payment under this Agreement are not appropriated or otherwise made available, the City shall have the right to terminate this Agreement without penalty at the end of the last period for which funds have been appropriated or otherwise made available by giving written notice of termination to Contractor. The Contract Administrator shall give Contractor written notice of such non-appropriation within thirty (30) days after it receives notice of such non-appropriation.

- D. The provisions of Articles VI and VIII shall survive the expiration or earlier termination of this Agreement for any reason. The expiration or termination of this Agreement, for any reason, shall not release either party from any obligation or liability to the other party, including any payment obligation that has already accrued and Contractor's obligation to deliver all Deliverables due as of the date of termination of the Agreement.

**XII. REMEDIES**

- A. This Agreement does not, and is not intended to, impair, divest, delegate or contravene any constitutional, statutory and/or other legal right, privilege, power, obligation, duty or immunity of the Parties.
- B. All rights and remedies provided in this Agreement are cumulative and not exclusive, and the exercise by either party of any right or remedy does not preclude the exercise of any other rights or remedies that may now or subsequently be available at law, in equity, by statute, in any agreement between the parties or otherwise.
- C. Absent a written waiver, no act, failure, or delay by a Party to pursue or enforce any rights or remedies under this Agreement shall constitute a waiver of those rights with regard to any existing or subsequent breach of this Agreement. No waiver of any term, condition, or provision of this Agreement, whether by conduct or otherwise, in one or more instances, shall be deemed or construed as a continuing waiver of any term, condition, or provision of this Agreement. No waiver by either Party shall subsequently effect its right to require strict performance of this Agreement.

**XIII. NOTICE**

All notices and submissions required under this Agreement shall be delivered to the respective party in the manner described herein to the address stated in this Agreement or such other address as either party may designate by prior written notice to the other. Notices given under this Agreement shall be in writing and shall be personally delivered, sent by next day express delivery service, certified mail, or first class U.S. mail postage prepaid, and addressed to the person listed below. Notice will be deemed given on the date when one of the following first occur: (1) the date of actual receipt; (2) the next business day when notice is sent next day express delivery service or personal delivery; or (3) three days after mailing first class or certified U.S. mail.

If Notice is sent to the CONTRACTOR, it shall be addressed and sent to:

If Notice is sent to the CITY, it shall be addressed and sent to:

City of Ann Arbor

\_\_\_\_\_  
(insert name of Administering Service Area Administrator)

301 E. Huron St.  
Ann Arbor, Michigan 48103

#### **XIV. CHOICE OF LAW AND FORUM**

This Agreement will be governed and controlled in all respects by the laws of the State of Michigan, including interpretation, enforceability, validity and construction, excepting the principles of conflicts of law. The parties submit to the jurisdiction and venue of the Circuit Court for Washtenaw County, State of Michigan, or, if original jurisdiction can be established, the United States District Court for the Eastern District of Michigan, Southern Division, with respect to any action arising, directly or indirectly, out of this Agreement or the performance or breach of this Agreement. The parties stipulate that the venues referenced in this Agreement are convenient and waive any claim of non-convenience.

#### **XV. OWNERSHIP OF DOCUMENTS**

Upon completion or termination of this Agreement, all documents (i.e., Deliverables) prepared by or obtained by the Contractor as provided under the terms of this Agreement shall be delivered to and become the property of the City. Original basic survey notes, sketches, charts, drawings, partially completed drawings, computations, quantities and other data shall remain in the possession of the Contractor as instruments of service unless specifically incorporated in a deliverable, but shall be made available, upon request, to the City without restriction or limitation on their use. The City acknowledges that the documents are prepared only for the Project. Prior to completion of the contracted Services the City shall have a recognized proprietary interest in the work product of the Contractor.

Unless otherwise stated in this Agreement, any intellectual property owned by Contractor prior to the effective date of this Agreement (i.e., Preexisting Information) shall remain the exclusive property of Contractor even if such Preexisting Information is embedded or otherwise incorporated in materials or products first produced as a result of this Agreement or used to develop Deliverables. The City's right under this provision shall not apply to any Preexisting Information or any component thereof regardless of form or media.

#### **XV. CONFLICTS OF INTEREST OR REPRESENTATION**

Contractor certifies it has no financial interest in the Services to be provided under this Agreement other than the compensation specified herein. Contractor further certifies that it presently has no personal or financial interest, and shall not acquire any such interest, direct or indirect, which would conflict in any manner with its performance of the Services under this Agreement.

Contractor agrees to advise the City if Contractor has been or is retained to handle any matter in which its representation is adverse to the City. The City's prospective consent to the Contractor's representation of a client in matters adverse to the City, as identified above, will not apply in any instance where, as the result of Contractor's representation, the Contractor has obtained sensitive, proprietary or otherwise confidential information of a non-public nature that, if known to another client of the Contractor, could be used in any such other matter by the other client to the material disadvantage of the City. Each matter will be reviewed on a case by case basis.

#### **XVII. SEVERABILITY OF PROVISIONS**

Whenever possible, each provision of this Agreement will be interpreted in a manner as to be effective and valid under applicable law. However, if any provision of this Agreement or the application of any provision to any party or circumstance will be prohibited by or invalid under applicable law, that provision will be ineffective to the extent of the prohibition or invalidity without invalidating the remainder of the provisions of this Agreement or the application of the provision to other parties and circumstances.

**XVIII. EXTENT OF AGREEMENT**

This Agreement, together with any affixed exhibits, schedules or other documentation, constitutes the entire understanding between the City and the Contractor with respect to the subject matter of the Agreement and it supersedes, unless otherwise incorporated by reference herein, all prior representations, negotiations, agreements or understandings whether written or oral. Neither party has relied on any prior representations, of any kind or nature, in entering into this Agreement. No terms or conditions of either party's invoice, purchase order or other administrative document shall modify the terms and conditions of this Agreement, regardless of the other party's failure to object to such form. This Agreement shall be binding on and shall inure to the benefit of the parties to this Agreement and their permitted successors and permitted assigns and nothing in this Agreement, express or implied, is intended to or shall confer on any other person or entity any legal or equitable right, benefit, or remedy of any nature whatsoever under or by reason of this Agreement. This Agreement may only be altered, amended or modified by written amendment signed by the Contractor and the City. This Agreement may be executed in counterparts, each of which shall be deemed an original, but all of which together shall be deemed to be one and the same agreement.

**FOR CONTRACTOR**

By \_\_\_\_\_  
Type Name

Its

**FOR THE CITY OF ANN ARBOR**

By \_\_\_\_\_  
Christopher Taylor, Mayor

By \_\_\_\_\_  
Jacqueline Beaudry, City Clerk

**Approved as to substance**

\_\_\_\_\_  
Steven D. Powers, City Administrator

\_\_\_\_\_  
Type Name  
Service Area Administrator

**Approved as to form and content**

\_\_\_\_\_  
Stephen K. Postema, City Attorney



**EXHIBIT A  
SCOPE OF SERVICES**

**(Insert/Attach Scope of Work & Deliverables Schedule)**

## **EXHIBIT B COMPENSATION**

### General

Contractor shall be paid for those Services performed pursuant to this Agreement inclusive of all reimbursable expenses (if applicable), in accordance with the terms and conditions herein. The Compensation Schedule below/attached states nature and amount of compensation the Contractor may charge the City:

(insert/Attach Negotiated Fee Arrangement)

**EXHIBIT C  
INSURANCE REQUIREMENTS**

Effective the date of this Agreement, and continuing without interruption during the term of this Agreement, Contractor shall provide certificates of insurance to the City on behalf of itself, and when requested any subcontractor(s). The certificates of insurance shall meet the following minimum requirements.

A. The Contractor shall have insurance that meets the following minimum requirements:

1. Professional Liability Insurance or Errors and Omissions Insurance protecting the Contractor and its employees in an amount not less than \$1,000,000.
2. Worker's Compensation Insurance in accordance with all applicable state and federal statutes. Further, Employers Liability Coverage shall be obtained in the following minimum amounts:

Bodily Injury by Accident - \$500,000 each accident  
Bodily Injury by Disease - \$500,000 each employee  
Bodily Injury by Disease - \$500,000 each policy limit

3. Commercial General Liability Insurance equivalent to, as a minimum, Insurance Services Office form CG 00 01 07 98 or current equivalent. The City of Ann Arbor shall be an additional insured. There shall be no added exclusions or limiting endorsements which diminish the City's protections as an additional insured under the policy. Further, the following minimum limits of liability are required:

\$1,000,000 Each occurrence as respect Bodily Injury Liability or  
Property Damage Liability, or both combined  
\$2,000,000 Per Job General Aggregate  
\$1,000,000 Personal and Advertising Injury

4. Motor Vehicle Liability Insurance, including Michigan No-Fault Coverages, equivalent to, as a minimum, Insurance Services Office form CA 00 01 07 97 or current equivalent. Coverage shall include all owned vehicles, all non-owned vehicles and all hired vehicles. Further, the limits of liability shall be \$1,000,000 for each occurrence as respects Bodily Injury Liability or Property Damage Liability, or both combined.
5. Umbrella/Excess Liability Insurance shall be provided to apply in excess of the Commercial General Liability, Employers Liability and the Motor Vehicle coverage enumerated above, for each occurrence and for aggregate in the amount of \$1,000,000.

B. Insurance required under A.3 above shall be considered primary as respects any other valid or collectible insurance that the City may possess, including any self-insured retentions the City may have; and any other insurance the City does possess shall be considered excess insurance only and shall not be required to contribute with this insurance. Further, the Contractor agrees to waive any right of recovery by its insurer against the City.

- C. Insurance companies and policy forms are subject to approval of the City Attorney, which approval shall not be unreasonably withheld. Documentation must provide and demonstrate an unconditional 30 day written notice of cancellation in favor of the City of Ann Arbor. Further, the documentation must explicitly state the following: (a) the policy number; name of insurance company; name and address of the agent or authorized representative; name and address of insured; project name; policy expiration date; and specific coverage amounts; (b) any deductibles or self-insured retentions which shall be approved by the City, in its sole discretion; (c) that the policy conforms to the requirements specified. Contractor shall furnish the City with satisfactory certificates of insurance and endorsements prior to commencement of any work. Upon request, the Contractor shall provide within 30 days a copy of the policy(ies) to the City. If any of the above coverages expire by their terms during the term of this contract, the Contractor shall deliver proof of renewal and/or new policies to the Administering Service Area/Unit at least ten days prior to the expiration date.

PERFORMANCE BOND

- (1) \_\_\_\_\_ of \_\_\_\_\_ (referred to as "Principal"), and \_\_\_\_\_, a corporation duly authorized to do business in the State of Michigan (referred to as "Surety"), are bound to the City of Ann Arbor, Michigan (referred to as "City"), for \$ \_\_\_\_\_, the payment of which Principal and Surety bind themselves, their heirs, executors, administrators, successors and assigns, jointly and severally, by this bond.
- (2) The Principal has entered a written contract with the City dated \_\_\_\_\_, 20\_\_, for: Lawrence Street Water Main Replacement and Summit Street Water Main Replacement Project and this bond is given for that contract in compliance with Act No. 213 of the Michigan Public Acts of 1963, as amended, being MCL 129.201 et seq.
- (3) Whenever the Principal is declared by the City to be in default under the contract, the Surety may promptly remedy the default or shall promptly:
- (a) complete the contract in accordance with its terms and conditions; or
  - (b) obtain a bid or bids for submission to the City for completing the contract in accordance with its terms and conditions, and upon determination by Surety of the lowest responsible bidder, arrange for a contract between such bidder and the City, and make available, as work progresses, sufficient funds to pay the cost of completion less the balance of the contract price; but not exceeding, including other costs and damages for which Surety may be liable hereunder, the amount set forth in paragraph 1.
- (4) Surety shall have no obligation to the City if the Principal fully and promptly performs under the contract.
- (5) Surety agrees that no change, extension of time, alteration or addition to the terms of the contract or to the work to be performed thereunder, or the specifications accompanying it shall in any way affect its obligations on this bond, and waives notice of any such change, extension of time, alteration or addition to the terms of the contract or to the work, or to the specifications.

**SIGNED AND SEALED** this \_\_\_\_\_ day of \_\_\_\_\_, 20\_\_.

(Name of Surety Company)

(Name of Principal)

By

(Signature)

By

(Signature)

Its

(Title of Office)

Its

(Title of Office)

Name and address of agent:

Approved as to form:

Stephen K. Postema, City Attorney

LABOR AND MATERIAL BOND

(1) \_\_\_\_\_ of  
\_\_\_\_\_, (referred to as "Principal"), and  
\_\_\_\_\_, a corporation duly authorized to do business in the State of  
Michigan, (referred to as "Surety"), are bound to the City of Ann Arbor, Michigan (referred to as "City"),  
for the use and benefit of claimants as defined in Act 213 of Michigan Public Acts of 1963, as amended,  
being MCL 129.201 et seq., in the amount of  
\$ \_\_\_\_\_, for the payment of which Principal and Surety bind themselves, their heirs, executors,  
administrators, successors and assigns, jointly and severally, by this bond.

(2) The Principal has entered a written contract with the City, dated \_\_\_\_\_, 20\_\_\_\_, for  
Lawrence Street Water Main Replacement and Summit Street Water Main Replacement Project.; and this  
bond is given for that contract in compliance with Act No. 213 of the Michigan Public Acts of 1963 as  
amended;

(3) If the Principal fails to promptly and fully repay claimants for labor and material reasonably required under  
the contract, the Surety shall pay those claimants.

(4) Surety's obligations shall not exceed the amount stated in paragraph 1, and Surety shall have no obligation  
if the Principal promptly and fully pays the claimants.

**SIGNED AND SEALED** this \_\_\_\_\_ day of \_\_\_\_\_, 20\_\_\_\_.

(Name of Surety Company)

(Name of Principal)

By  
(Signature)

By  
(Signature)

Its  
(Title of Office)

Its  
(Title of Office)

Approved as to form:

Name and address of agent:

Stephen K. Postema, City Attorney

## **GENERAL CONDITIONS**

### **Section 1 - Execution, Correlation and Intent of Documents**

The contract documents shall be signed in 2 copies by the City and the Contractor.

The contract documents are complementary and what is called for by any one shall be binding. The intention of the documents is to include all labor and materials, equipment and transportation necessary for the proper execution of the work. Materials or work described in words which so applied have a well-known technical or trade meaning have the meaning of those recognized standards.

In case of a conflict among the contract documents listed below in any requirement(s), the requirement(s) of the document listed first shall prevail over any conflicting requirement(s) of a document listed later.

(1) Addenda in reverse chronological order; (2) Detailed Specifications; (3) Standard Specifications; (4) Plans; (5) General Conditions; (6) Contract; (7) Bid Forms; (8) Bond Forms; (9) Bid.

### **Section 2 - Order of Completion**

The Contractor shall submit with each invoice, and at other times reasonably requested by the Supervising Professional, schedules showing the order in which the Contractor proposes to carry on the work. They shall include the dates at which the Contractor will start the several parts of the work, the estimated dates of completion of the several parts, and important milestones within the several parts.

### **Section 3 - Familiarity with Work**

The Bidder or its representative shall make personal investigations of the site of the work and of existing structures and shall determine to its own satisfaction the conditions to be encountered, the nature of the ground, the difficulties involved, and all other factors affecting the work proposed under this Contract. The Bidder to whom this Contract is awarded will not be entitled to any additional compensation unless conditions are clearly different from those which could reasonably have been anticipated by a person making diligent and thorough investigation of the site.

The Bidder shall immediately notify the City upon discovery, and in every case prior to submitting its Bid, of every error or omission in the bidding documents that would be identified by a reasonably competent, diligent Bidder. In no case will a Bidder be allowed the benefit of extra compensation or time to complete the work under this Contract for extra expenses or time spent as a result of the error or omission.

## Section 4 - Wage Requirements

Under this Contract, the Contractor shall conform to Chapter 14 of Title I of the Code of the City of Ann Arbor as amended; which in part states "...that all craftsmen, mechanics and laborers employed directly on the site in connection with said improvements, including said employees of subcontractors, shall receive the prevailing wage for the corresponding classes of craftsmen, mechanics and laborers, as determined by statistics for the Ann Arbor area compiled by the United States Department of Labor. At the request of the City, any contractor or subcontractor shall provide satisfactory proof of compliance with the contract provisions required by the Section."

Where the Contract and the Ann Arbor City Ordinance are silent as to definitions of terms required in determining contract compliance with regard to prevailing wages, the definitions provided in the Davis-Bacon Act as amended (40 U.S.C. 278-a to 276-a-7) for the terms shall be used.

Further, to the extent that any employees of the Contractor providing services under this contract are not part of the class of craftsmen, mechanics and laborers who receive a prevailing wage in conformance with Section 1:319 of Chapter 14 of Title I of the Code of the City of Ann Arbor, the Contractor agrees to conform to Chapter 23 of Title I of the Code of the City of Ann Arbor, as amended, which in part states:

### **1:814. Applicability.**

- (1) This Chapter shall apply to any person that is a contractor/vendor or grantee as defined in Section 1:813 that employs or contracts with five (5) or more individuals; provided, however, that this Chapter shall not apply to a non-profit contractor/vendor or non-profit grantee unless it employs or contracts with ten (10) or more individuals.
- (2) This Chapter shall apply to any grant, contract, or subcontract or other form of financial assistance awarded to or entered into with a contractor/vendor or grantee after the effective date of this Chapter and to the extension or renewal after the effective date of this Chapter of any grant, contract, or subcontract or other form of financial assistance with a contractor/vendor or grantee.

### **1:815. Living Wages Required.**

- (1) Every contractor/vendor or grantee, as defined in Section 1:813, shall pay its covered employees a living wage as established in this Section.
  - (a) For a covered employer that provides employee health care to its employees, the living wage shall be \$9.42 an hour, or the adjusted amount hereafter established under Section 1:815(3).
  - (b) For a covered employer that does not provide health care to its employees, the living wage shall be \$10.91 a hour, or the adjusted amount hereafter established under Section 1:815(3).
- (2) In order to qualify to pay the living wage rate for covered employers providing employee health care under subsection 1:815(1)(a), a covered employer shall furnish proof of said health care coverage and payment therefor to the City Administrator or his/her designee.



- (3) The amount of the living wage established in this Section shall be adjusted upward no later than April 30, 2002, and every year thereafter by a percentage equal to the percentage increase, if any, in the federal poverty guidelines as published by the United States Department of Health and Human Services for the years 2001 and 2002. Subsequent annual adjustments shall be based upon the percentage increase, if any, in the United States Department of Health and Human Services poverty guidelines when comparing the prior calendar year's poverty guidelines to the present calendar year's guidelines. The applicable percentage amount will be converted to an amount in cents by multiplying the existing wage under Section 1.815(1)(b) by said percentage, rounding upward to the next cent, and adding this amount of cents to the existing living wage levels established under Sections 1:815(1)(a) and 1:815(1)(b). Prior to April 1 of each calendar year, the City will notify any covered employer of this adjustment by posting a written notice in a prominent place in City Hall, and, in the case of a covered employer that has provided an address of record to the City, by a written letter to each such covered employer.

Contractor agrees that all subcontracts entered into by the Contractor shall contain similar wage provision covering subcontractor's employees who perform work on this contract.

#### Section 5 - Non-Discrimination

The Contractor agrees to comply, and to require its subcontractor(s) to comply, with the nondiscrimination provisions of Section 209 of the Elliot-Larsen Civil Rights Act (MCL 37.2209). The Contractor further agrees to the nondiscrimination provisions of Chapter 112 of the Ann Arbor City Code and to take affirmative action to assure that applicants are employed and that employees are treated during employment in a manner which provides equal employment. The Contractor agrees to comply with the provisions of Section 9:161 of Chapter 112 of the Ann Arbor City Code and in particular the following excerpts:

##### 9:161 NONDISCRIMINATION BY CITY CONTRACTORS

- (1) All contractors proposing to do business with the City of Ann Arbor shall satisfy the nondiscrimination administrative policy adopted by the City Administrator in accordance with the guidelines of this section. All contractors shall receive approval from the Director prior to entering into a contract with the City, unless specifically exempted by administrative policy. All City contractors shall take affirmative action to insure that applicants are employed and that employees are treated during employment in a manner which provides equal employment opportunity and tends to eliminate inequality based upon race, national origin or sex.
- (2) Each prospective contractor shall submit to the City data showing current total employment by occupational category, sex and minority group. If, after verifying this data, the Director concludes that it indicates total minority and female employment commensurate with their availability within the contractor's labor recruitment area, i.e., the area from which the contractor can reasonably be expected to recruit, said contractor shall be accepted by the Director as having fulfilled affirmative action requirements for a period of one year at which time the Director shall conduct another review. Other contractors shall develop an affirmative action program in conjunction with the Director. Said program shall include specific goals and timetables for the hiring and promotion of minorities and females. Said

goals shall reflect the availability of minorities and females within the contractor's labor recruitment area. In the case of construction contractors, the Director shall use for employment verification the labor recruitment area of the Ann Arbor-Ypsilanti standard metropolitan statistical area. Construction contractors determined to be in compliance shall be accepted by the Director as having fulfilled affirmative action requirements for a period of six (6) months at which time the Director shall conduct another review.

- (3) In hiring for construction projects, contractors shall make good faith efforts to employ local persons, so as to enhance the local economy.
- (4) All contracts shall include provisions through which the contractor agrees, in addition to any other applicable Federal or State labor laws:
  - (a) To set goals, in conference with the Human Resources Director, for each job category or division of the work force used in the completion of the City work;
  - (b) To provide periodic reports concerning the progress the contractor has made in meeting the affirmative action goals it has agreed to;
  - (c) To permit the Director access to all books, records and accounts pertaining to its employment practices for the purpose of determining compliance with the affirmative action requirements.
- (5) The Director shall monitor the compliance of each contractor with the nondiscrimination provisions of each contract. The Director shall develop procedures and regulations consistent with the administrative policy adopted by the City Administrator for notice and enforcement of non-compliance. Such procedures and regulations shall include a provision for the posting of contractors not in compliance.
- (6) All City contracts shall provide further that breach of the obligation not to discriminate shall be a material breach of the contract for which the City shall be entitled, at its option, to do any or all of the following:
  - (a) To cancel, terminate, or suspend the contract in whole or part and/or refuse to make any required periodic payments under the contract;
  - (b) Declare the contractor ineligible for the award of any future contracts with the City for a specified length of time;
  - (c) To recover liquidated damages of a specified sum, said sum to be that percentage of the labor expenditure for the time period involved which would have accrued to minority group members had the affirmative action not been breached;

(d) Impose for each day of non-compliance, liquidated damages of a specified sum, based upon the following schedule:

<u>Contract Amount</u>	<u>Assessed Damages Per Day of Non-Compliance</u>
\$ 10,000 - 24,999	\$ 25.00
25,000 - 99,999	50.00
100,000 - 199,999	100.00
200,000 - 499,999	150.00
500,000 - 1,499,999	200.00
1,500,000 - 2,999,999	250.00
3,000,000 - 4,999,999	300.00
5,000,000 - and above	500.00

(e) In addition the contractor shall be liable for any costs or expenses incurred by the City of Ann Arbor in obtaining from other sources the work and services to be rendered or performed or the goods or properties to be furnished or delivered to the City under this contract.

#### Section 6 - Materials, Appliances, Employees

Unless otherwise stipulated, the Contractor shall provide and pay for all materials, labor, water, tools, equipment, light, power, transportation, and other facilities necessary or used for the execution and completion of the work. Unless otherwise specified, all materials incorporated in the permanent work shall be new, and both workmanship and materials shall be of the highest quality. The Contractor shall, if required, furnish satisfactory evidence as to the kind and quality of materials.

The Contractor shall at all times enforce strict discipline and good order among its employees, and shall seek to avoid employing on the work any unfit person or anyone not skilled in the work assigned.

Adequate sanitary facilities shall be provided by the Contractor.

#### Section 7 - Qualifications for Employment

The Contractor shall employ competent laborers and mechanics for the work under this Contract. For work performed under this Contract, employment preference shall be given to qualified local residents.

## Section 8 - Royalties and Patents

The Contractor shall pay all royalties and license fees. It shall defend all suits or claims for infringements of any patent rights and shall hold the City harmless from loss on account of infringement except that the City shall be responsible for all infringement loss when a particular process or the product of a particular manufacturer or manufacturers is specified, unless the City has notified the Contractor prior to the signing of the Contract that the particular process or product is patented or is believed to be patented.

## Section 9 - Permits and Regulations

The Contractor must secure and pay for all permits, permit or plan review fees and licenses necessary for the prosecution of the work. These include but are not limited to City building permits, right-of-way permits, lane closure permits, right-of-way occupancy permits, and the like. The City shall secure and pay for easements shown on the plans unless otherwise specified.

The Contractor shall give all notices and comply with all laws, ordinances, rules and regulations bearing on the conduct of the work as drawn and specified. If the Contractor observes that the contract documents are at variance with those requirements, it shall promptly notify the Supervising Professional in writing, and any necessary changes shall be adjusted as provided in the Contract for changes in the work.

## Section 10 - Protection of the Public and of Work and Property

The Contractor is responsible for the means, methods, sequences, techniques and procedures of construction and safety programs associated with the work contemplated by this contract. The Contractor, its agents or sub-contractors, shall comply with the "General Rules and Regulations for the Construction Industry" as published by the Construction Safety Commission of the State of Michigan and to all other local, State and National laws, ordinances, rules and regulations pertaining to safety of persons and property.

The Contractor shall take all necessary and reasonable precautions to protect the safety of the public. It shall continuously maintain adequate protection of all work from damage, and shall take all necessary and reasonable precautions to adequately protect all public and private property from injury or loss arising in connection with this Contract. It shall make good any damage, injury or loss to it's work and to public and private property resulting from lack of reasonable protective precautions, except as may be due to errors in the contract documents, or caused by agents or employees of the City. The Contractor shall obtain and maintain sufficient insurance to cover damage to any City property at the site by any cause.

In an emergency affecting the safety of life, or the work, or of adjoining property, the Contractor is, without special instructions or authorization from the Supervising Professional, permitted to act at its discretion to prevent the threatened loss or injury. It shall also so act, without appeal, if authorized or instructed by the Supervising Professional.

Any compensation claimed by the Contractor for emergency work shall be determined by agreement or in accordance with the terms of Claims for Extra Cost - Section 15.

## Section 11 - Inspection of Work

The City shall provide sufficient competent personnel for the inspection of the work.

The Supervising Professional shall at all times have access to the work whenever it is in preparation or progress, and the Contractor shall provide proper facilities for access and for inspection.

If the specifications, the Supervising Professional's instructions, laws, ordinances, or any public authority require any work to be specially tested or approved, the Contractor shall give the Supervising Professional timely notice of its readiness for inspection, and if the inspection is by an authority other than the Supervising Professional, of the date fixed for the inspection. Inspections by the Supervising Professional shall be made promptly, and where practicable at the source of supply. If any work should be covered up without approval or consent of the Supervising Professional, it must, if required by the Supervising Professional, be uncovered for examination and properly restored at the Contractor's expense.

Re-examination of any work may be ordered by the Supervising Professional, and, if so ordered, the work must be uncovered by the Contractor. If the work is found to be in accordance with the contract documents, the City shall pay the cost of re-examination and replacement. If the work is not in accordance with the contract documents, the Contractor shall pay the cost.

## Section 12 - Superintendence

The Contractor shall keep on the work site, during its progress, a competent superintendent and any necessary assistants, all satisfactory to the Supervising Professional. The superintendent will be responsible to perform all on-site project management for the Contractor. The superintendent shall be experienced in the work required for this Contract. The superintendent shall represent the Contractor and all direction given to the superintendent shall be binding as if given to the Contractor. Important directions shall immediately be confirmed in writing to the Contractor. Other directions will be confirmed on written request. The Contractor shall give efficient superintendence to the work, using its best skill and attention.

## Section 13 - Changes in the Work

The City may make changes to the quantities of work within the general scope of the Contract at any time by a written order and without notice to the sureties. If the changes add to or deduct from the extent of the work, the Contract Sum shall be adjusted accordingly. All the changes shall be executed under the conditions of the original Contract except that any claim for extension of time caused by the change shall be adjusted at the time of ordering the change.

In giving instructions, the Supervising Professional shall have authority to make minor changes in the work not involving extra cost and not inconsistent with the purposes of the work, but otherwise, except in an emergency endangering life or property, no extra work or change shall be made unless in pursuance of a written order by the Supervising Professional, and no claim for an addition to the Contract Sum shall be valid unless the additional work was ordered in writing.

The Contractor shall proceed with the work as changed and the value of the work shall be determined as provided in Claims for Extra Cost - Section 15.

## Section 14 - Extension of Time

Extension of time stipulated in the Contract for completion of the work will be made if and as the Supervising Professional may deem proper under any of the following circumstances:

- (1) When work under an extra work order is added to the work under this Contract;
- (2) When the work is suspended as provided in Section 20;
- (3) When the work of the Contractor is delayed on account of conditions which could not have been foreseen, or which were beyond the control of the Contractor, and which were not the result of its fault or negligence;
- (4) Delays in the progress of the work caused by any act or neglect of the City or of its employees or by other Contractors employed by the City;
- (5) Delay due to an act of Government;
- (6) Delay by the Supervising Professional in the furnishing of plans and necessary information;
- (7) Other cause which in the opinion of the Supervising Professional entitles the Contractor to an extension of time.

The Contractor shall notify the Supervising Professional within 7 days of an occurrence or conditions which, in the Contractor's opinion, entitle it to an extension of time. The notice shall be in writing and submitted in ample time to permit full investigation and evaluation of the Contractor's claim. The Supervising Professional shall acknowledge receipt of the Contractor's notice within 7 days of its receipt. Failure to timely provide the written notice shall constitute a waiver by the Contractor of any claim.

In situations where an extension of time in contract completion is appropriate under this or any other section of the contract, the Contractor understands and agrees that the only available adjustment for events that cause any delays in contract completion shall be extension of the required time for contract completion and that there shall be no adjustments in the money due the Contractor on account of the delay.

## Section 15 - Claims for Extra Cost

If the Contractor claims that any instructions by drawings or other media issued after the date of the Contract involved extra cost under this Contract, it shall give the Supervising Professional written notice within 7 days after the receipt of the instructions, and in any event before proceeding to execute the work, except in emergency endangering life or property. The procedure shall then be as provided for Changes in the Work-Section 13. No claim shall be valid unless so made.

If the Supervising Professional orders, in writing, the performance of any work not covered by the contract documents, and for which no item of work is provided in the Contract, and for which no unit price or lump sum basis can be agreed upon, then the extra work shall be done on a Cost-Plus-Percentage basis of payment as follows:

- (1) The Contractor shall be reimbursed for all reasonable costs incurred in doing the work, and

shall receive an additional payment of 15% of all the reasonable costs to cover both its indirect overhead costs and profit;

- (2) The term "Cost" shall cover all payroll charges for employees and supervision required under the specific order, together with all worker's compensation, Social Security, pension and retirement allowances and social insurance, or other regular payroll charges on same; the cost of all material and supplies required of either temporary or permanent character; rental of all power-driven equipment at agreed upon rates, together with cost of fuel and supply charges for the equipment; and any costs incurred by the Contractor as a direct result of executing the order, if approved by the Supervising Professional;
- (3) If the extra is performed under subcontract, the subcontractor shall be allowed to compute its charges as described above. The Contractor shall be permitted to add an additional charge of 5% percent to that of the subcontractor for the Contractor's supervision and contractual responsibility;
- (4) The quantities and items of work done each day shall be submitted to the Supervising Professional in a satisfactory form on the succeeding day, and shall be approved by the Supervising Professional and the Contractor or adjusted at once;
- (5) Payments of all charges for work under this Section in any one month shall be made along with normal progress payments. Retainage shall be in accordance with Progress Payments-Section 16.

No additional compensation will be provided for additional equipment, materials, personnel, overtime or special charges required to perform the work within the time requirements of the Contract.

When extra work is required and no suitable price for machinery and equipment can be determined in accordance with this Section, the hourly rate paid shall be 1/40 of the basic weekly rate listed in the Rental Rate Blue Book published by Dataquest Incorporated and applicable to the time period the equipment was first used for the extra work. The hourly rate will be deemed to include all costs of operation such as bucket or blade, fuel, maintenance, "regional factors", insurance, taxes, and the like, but not the costs of the operator.

#### Section 16 - Progress Payments

The Contractor shall submit each month, or at longer intervals, if it so desires, an invoice covering work performed for which it believes payment, under the Contract terms, is due. The submission shall be to the City's Finance Department - Accounting Division. The Supervising Professional will, within 10 days following submission of the invoice, prepare a certificate for payment for the work in an amount to be determined by the Supervising Professional as fairly representing the acceptable work performed during the period covered by the Contractor's invoice. To insure the proper performance of this Contract, the City will retain a percentage of the estimate in accordance with Act 524, Public Acts of 1980. The City will then, following the receipt of the Supervising Professional's Certificate, make payment to the Contractor as soon as feasible, which is anticipated will be within 15 days.

An allowance may be made in progress payments if substantial quantities of permanent material have been delivered to the site but not incorporated in the completed work if the Contractor, in the opinion

of the Supervising Professional, is diligently pursuing the work under this Contract. Such materials shall be properly stored and adequately protected. Allowance in the estimate shall be at the invoice price value of the items. Notwithstanding any payment of any allowance, all risk of loss due to vandalism or any damages to the stored materials remains with the Contractor.

In the case of Contracts which include only the Furnishing and Delivering of Equipment, the payments shall be; 60% of the Contract Sum upon the delivery of all equipment to be furnished, or in the case of delivery of a usable portion of the equipment in advance of the total equipment delivery, 60% of the estimated value of the portion of the equipment may be paid upon its delivery in advance of the time of the remainder of the equipment to be furnished; 30% of the Contract Sum upon completion of erection of all equipment furnished, but not later than 60 days after the date of delivery of all of the equipment to be furnished; and payment of the final 10% on final completion of erection, testing and acceptance of all the equipment to be furnished; but not later than 180 days after the date of delivery of all of the equipment to be furnished, unless testing has been completed and shows the equipment to be unacceptable.

With each invoice for periodic payment, the Contractor shall enclose a Contractor's Declaration - Section 43, and an updated project schedule per Order of Completion - Section 2.

#### Section 17 - Deductions for Uncorrected Work

If the Supervising Professional decides it is inexpedient to correct work that has been damaged or that was not done in accordance with the Contract, an equitable deduction from the Contract price shall be made.

#### Section 18 - Correction of Work Before Final Payment

The Contractor shall promptly remove from the premises all materials condemned by the Supervising Professional as failing to meet Contract requirements, whether incorporated in the work or not, and the Contractor shall promptly replace and re-execute the work in accordance with the Contract and without expense to the City and shall bear the expense of making good all work of other contractors destroyed or damaged by the removal or replacement.

If the Contractor does not remove the condemned work and materials within 10 days after written notice, the City may remove them and, if the removed material has value, may store the material at the expense of the Contractor. If the Contractor does not pay the expense of the removal within 10 days thereafter, the City may, upon 10 days written notice, sell the removed materials at auction or private sale and shall pay to the Contractor the net proceeds, after deducting all costs and expenses that should have been borne by the Contractor. If the removed material has no value, the Contractor must pay the City the expenses for disposal within 10 days of invoice for the disposal costs.

The inspection or lack of inspection of any material or work pertaining to this Contract shall not relieve the Contractor of its obligation to fulfill this Contract and defective work shall be made good. Unsuitable materials may be rejected by the Supervising Professional notwithstanding that the work and materials have been previously overlooked by the Supervising Professional and accepted or estimated for payment or paid for. If the work or any part shall be found defective at any time before the final acceptance of the whole work, the Contractor shall forthwith make good the defect in a manner satisfactory to the Supervising Professional. The judgment and the decision of the Supervising Professional as to whether the materials supplied and the work done under this Contract comply with the requirements of the Contract shall be conclusive and final.



## Section 19 - Acceptance and Final Payment

Upon receipt of written notice that the work is ready for final inspection and acceptance, the Supervising Professional will promptly make the inspection. When the Supervising Professional finds the work acceptable under the Contract and the Contract fully performed, the Supervising Professional will promptly sign and issue a final certificate stating that the work required by this Contract has been completed and is accepted by the City under the terms and conditions of the Contract. The entire balance found to be due the Contractor, including the retained percentage, shall be paid to the Contractor by the City within 30 days after the date of the final certificate.

Before issuance of final certificates, the Contractor shall file with the City:

- (1) The consent of the surety to payment of the final estimate;
- (2) The Contractor's Affidavit in the form required by Section 44.

In case the Affidavit or consent is not furnished, the City may retain out of any amount due the Contractor, sums sufficient to cover all lienable claims.

The making and acceptance of the final payment shall constitute a waiver of all claims by the City except those arising from:

- (1) unsettled liens;
- (2) faulty work appearing within 12 months after final payment;
- (3) hidden defects in meeting the requirements of the plans and specifications;
- (4) manufacturer's guarantees.

It shall also constitute a waiver of all claims by the Contractor, except those previously made and still unsettled.

## Section 20 - Suspension of Work

The City may at any time suspend the work, or any part by giving 5 days notice to the Contractor in writing. The work shall be resumed by the Contractor within 10 days after the date fixed in the written notice from the City to the Contractor to do so. The City shall reimburse the Contractor for expense incurred by the Contractor in connection with the work under this Contract as a result of the suspension.

If the work, or any part, shall be stopped by the notice in writing, and if the City does not give notice in writing to the Contractor to resume work at a date within 90 days of the date fixed in the written notice to suspend, then the Contractor may abandon that portion of the work suspended and will be entitled to the estimates and payments for all work done on the portions abandoned, if any, plus 10% of the value of the work abandoned, to compensate for loss of overhead, plant expense, and anticipated profit.

## Section 21 - Delays and The City's Right to Terminate Contract

If the Contractor refuses or fails to prosecute the work, or any separate part of it, with the diligence required to insure completion, ready for operation, within the allowable number of consecutive calendar days specified plus extensions, or fails to complete the work within the required time, the City may, by written notice to the Contractor, terminate its right to proceed with the work or any part of the work as to which there has been delay. After providing the notice the City may take over the work and prosecute it to completion, by contract or otherwise, and the Contractor and its sureties shall be liable to the City for any excess cost to the City. If the Contractor's right to proceed is terminated, the City may take possession of and utilize in completing the work, any materials, appliances and plant as may be on the site of the work and useful for completing the work. The right of the Contractor to proceed shall not be terminated or the Contractor charged with liquidated damages where an extension of time is granted under Extension of Time - Section 14.

If the Contractor is adjudged a bankrupt, or if it makes a general assignment for the benefit of creditors, or if a receiver is appointed on account of its insolvency, or if it persistently or repeatedly refuses or fails except in cases for which extension of time is provided, to supply enough properly skilled workers or proper materials, or if it fails to make prompt payments to subcontractors or for material or labor, or persistently disregards laws, ordinances or the instructions of the Supervising Professional, or otherwise is guilty of a substantial violation of any provision of the Contract, then the City, upon the certificate of the Supervising Professional that sufficient cause exists to justify such action, may, without prejudice to any other right or remedy and after giving the Contractor 3 days written notice, terminate this Contract. The City may then take possession of the premises and of all materials, tools and appliances thereon and without prejudice to any other remedy it may have, make good the deficiencies or finish the work by whatever method it may deem expedient, and deduct the cost from the payment due the Contractor. The Contractor shall not be entitled to receive any further payment until the work is finished. If the expense of finishing the work, including compensation for additional managerial and administrative services exceeds the unpaid balance of the Contract Sum, the Contractor and its surety are liable to the City for any excess cost incurred. The expense incurred by the City, and the damage incurred through the Contractor's default, shall be certified by the Supervising Professional.

## Section 22 - Contractor's Right to Terminate Contract

If the work should be stopped under an order of any court, or other public authority, for a period of 3 months, through no act or fault of the Contractor or of anyone employed by it, then the Contractor may, upon 7 days written notice to the City, terminate this Contract and recover from the City payment for all acceptable work executed plus reasonable profit.

## Section 23 - City's Right To Do Work

If the Contractor should neglect to prosecute the work properly or fail to perform any provision of this Contract, the City, 3 days after giving written notice to the Contractor and its surety may, without prejudice to any other remedy the City may have, make good the deficiencies and may deduct the cost from the payment due to the Contractor.

## Section 24 - Removal of Equipment and Supplies

In case of termination of this Contract before completion, from any or no cause, the Contractor, if notified to do so by the City, shall promptly remove any part or all of its equipment and supplies from the property of the City, failing which the City shall have the right to remove the equipment and supplies at the expense of the Contractor.

The removed equipment and supplies may be stored by the City and, if all costs of removal and storage are not paid by the Contractor within 10 days of invoicing, the City upon 10 days written notice may sell the equipment and supplies at auction or private sale, and shall pay the Contractor the net proceeds after deducting all costs and expenses that should have been borne by the Contractor and after deducting all amounts claimed due by any lien holder of the equipment or supplies.

## Section 25 - Responsibility for Work and Warranties

The Contractor assumes full responsibility for any and all materials and equipment used in the construction of the work and may not make claims against the City for damages to materials and equipment from any cause except negligence or willful act of the City. Until its final acceptance, the Contractor shall be responsible for damage to or destruction of the project (except for any part covered by Partial Completion and Acceptance - Section 26). The Contractor shall make good all work damaged or destroyed before acceptance. All risk of loss remains with the Contractor until final acceptance of the work (Section 19) or partial acceptance (Section 26). The Contractor is advised to investigate obtaining its own builders risk insurance.

The Contractor shall guarantee the quality of the work for a period of one year. The Contractor shall also unconditionally guarantee the quality of all equipment and materials that are furnished and installed under the contract for a period of one year. At the end of one year after the Contractor's receipt of final payment, the complete work, including equipment and materials furnished and installed under the contract, shall be inspected by the Contractor and the Supervising Professional. Any defects shall be corrected by the Contractor at its expense as soon as practicable but in all cases within 60 days. Any defects that are identified prior to the end of one year shall also be inspected by the Contractor and the Supervising Professional and shall be corrected by the Contractor at its expense as soon as practicable but in all cases within 60 days.

The Contractor shall assign all manufacturer or material supplier warranties to the City prior to final payment. The assignment shall not relieve the Contractor of its obligations under this paragraph to correct defects.

## Section 26 - Partial Completion and Acceptance

If at any time prior to the issuance of the final certificate referred to in Acceptance and Final Payment - Section 19, any portion of the permanent construction has been satisfactorily completed, and if the Supervising Professional determines that portion of the permanent construction is not required for the operations of the Contractor but is needed by the City, the Supervising Professional shall issue to the Contractor a certificate of partial completion, and immediately the City may take over and use the portion of the permanent construction described in the certificate, and exclude the Contractor from that portion.

The issuance of a certificate of partial completion shall not constitute an extension of the Contractor's time to complete the portion of the permanent construction to which it relates if the

Contractor has failed to complete it in accordance with the terms of this Contract. The issuance of the certificate shall not release the Contractor or its sureties from any obligations under this Contract including bonds.

If prior use increases the cost of, or delays the work, the Contractor shall be entitled to extra compensation, or extension of time, or both, as the Supervising Professional may determine.

#### Section 27 - Payments Withheld Prior to Final Acceptance of Work

The City may withhold or, on account of subsequently discovered evidence, nullify the whole or part of any certificate to the extent reasonably appropriate to protect the City from loss on account of:

- (1) Defective work not remedied;
- (2) Claims filed or reasonable evidence indicating probable filing of claims by other parties against the Contractor;
- (3) Failure of the Contractor to make payments properly to subcontractors or for material or labor;
- (4) Damage to another Contractor.

When the above grounds are removed or the Contractor provides a Surety Bond satisfactory to the City which will protect the City in the amount withheld, payment shall be made for amounts withheld under this section.

#### Section 28 - Contractor's Insurance

- A. The Contractor shall procure and maintain during the life of this Contract, including the guarantee period and during any warranty work, such insurance policies, including those set forth below, as will protect itself from all claims for bodily injuries, death or property damage which may arise under this Contract; whether the acts were made by the Contractor or by any subcontractor or anyone employed by them directly or indirectly. The following insurance policies are required:
  1. Worker's Compensation Insurance in accordance with all applicable state and federal statutes. Further, Employers Liability Coverage shall be obtained in the following minimum amounts:  
  
Bodily Injury by Accident - \$500,000 each accident  
Bodily Injury by Disease - \$500,000 each employee  
Bodily Injury by Disease - \$500,000 each policy limit
  2. Commercial General Liability Insurance equivalent to, as a minimum, Insurance Services Office form CG 00 01 07 98. The City of Ann Arbor shall be named as an additional insured. There shall be no added exclusions or limiting endorsements including, but not limited to: Products and Completed Operations, Explosion, Collapse and Underground coverage or Pollution. Further, the following minimum limits of liability are required:

\$1,000,000 Each occurrence as respect Bodily Injury Liability or Property Damage Liability, or both combined.

\$2,000,000 Per Job General Aggregate

\$1,000,000 Personal and Advertising Injury

\$2,000,000 Products and Completed Operations Aggregate

3. Motor Vehicle Liability Insurance, including Michigan No-Fault Coverages, equivalent to, as a minimum, Insurance Services Office form CA 00 01 07 97. The City of Ann Arbor shall be named as an additional insured. There shall be no added exclusions or limiting endorsements. Coverage shall include all owned vehicles, all non-owned vehicles and all hired vehicles. Further, the limits of liability shall be \$1,000,000 for each occurrence as respects Bodily Injury Liability or Property Damage Liability, or both combined.
  4. Umbrella/Excess Liability Insurance shall be provided to apply excess of the Commercial General Liability, Employers Liability and the Motor Vehicle coverage enumerated above, for each occurrence and for aggregate in the amount of \$1,000,000.
- B. Insurance required under Section A.2 and A.3 of this Contract shall be considered primary as respects any other valid or collectible insurance that the City may possess, including any self-insured retentions the City may have; and any other insurance the City does possess shall be considered excess insurance only and shall not be required to contribute with this insurance. Further, the Contractor agrees to waive any right of recovery by its insurer against the City.
- C. In the case of all Contracts involving on-site work, the Contractor shall provide to the City before the commencement of any work under this Contract documentation demonstrating it has obtained the above mentioned policies. Documentation must provide and demonstrate an unconditional 30 day written notice of cancellation in favor of the City of Ann Arbor. Further, the documentation must explicitly state the following: (a) the policy number; name of insurance company; name and address of the agent or authorized representative; name and address of insured; project name; policy expiration date; and specific coverage amounts; (b) any deductibles or self-insured retentions which shall be approved by the City, in its sole discretion; (c) that the policy conforms to the requirements specified. An original certificate of insurance may be provided as an initial indication of the required insurance, provided that no later than 21 calendar days after commencement of any work the Contractor supplies a copy of the endorsements required on the policies. Upon request, the Contractor shall provide within 30 days a copy of the policy(ies) to the City. If any of the above coverages expire by their terms during the term of this Contract, the Contractor shall deliver proof of renewal and/or new policies to the Administering Service Area/Unit at least ten days prior to the expiration date.
- D. Any Insurance provider of Contractor shall be admitted and authorized to do business in the State of Michigan and shall carry and maintain a minimum rating assigned by A.M. Best & Company's Key Rating Guide of "A-" Overall and a minimum Financial Size Category of "V". Insurance policies and certificates issued by non-admitted insurance companies are not acceptable unless approved in writing by the City.

## Section 29 - Surety Bonds

Bonds will be required from the successful bidder as follows:

- (1) A Performance Bond to the City of Ann Arbor for the amount of the bid(s) accepted;
- (2) A Labor and Material Bond to the City of Ann Arbor for the amount of the bid(s) accepted.

Bonds shall be executed on forms supplied by the City in a manner and by a Surety Company satisfactory to the City Attorney.

## Section 30 - Damage Claims

The Contractor shall be held responsible for all damages to property of the City or others, caused by or resulting from the negligence of the Contractor, its employees, or agents during the progress of or connected with the prosecution of the work, whether within the limits of the work or elsewhere. The Contractor must restore all property injured including sidewalks, curbing, sodding, pipes, conduit, sewers or other public or private property to not less than its original condition with new work.

## Section 31 - Refusal to Obey Instructions

If the Contractor refuses to obey the instructions of the Supervising Professional, the Supervising Professional shall withdraw inspection from the work, and no payments will be made for work performed thereafter nor may work be performed thereafter until the Supervising Professional shall have again authorized the work to proceed.

## Section 32 - Assignment

Neither party to the Contract shall assign the Contract without the written consent of the other. The Contractor may assign any monies due to it to a third party acceptable to the City.

## Section 33 - Rights of Various Interests

Whenever work being done by the City's forces or by other contractors is contiguous to work covered by this Contract, the respective rights of the various interests involved shall be established by the Supervising Professional, to secure the completion of the various portions of the work in general harmony.

The Contractor is responsible to coordinate all aspects of the work, including coordination of, and with, utility companies and other contractors whose work impacts this project.

## Section 34 - Subcontracts

The Contractor shall not award any work to any subcontractor without prior written approval of the City. The approval will not be given until the Contractor submits to the City a written statement concerning the proposed award to the subcontractor. The statement shall contain all information the City may require.

The Contractor shall be as fully responsible to the City for the acts and omissions of its subcontractors, and of persons either directly or indirectly employed by them, as it is for the acts and omissions of persons directly employed by it.

The Contractor shall cause appropriate provisions to be inserted in all subcontracts relative to the work to bind subcontractors to the Contractor by the terms of the General Conditions and all other contract documents applicable to the work of the subcontractors and to give the Contractor the same power to terminate any subcontract that the City may exercise over the Contractor under any provision of the contract documents.

Nothing contained in the contract documents shall create any contractual relation between any subcontractor and the City.

#### Section 35 - Supervising Professional's Status

The Supervising Professional has the right to inspect any or all work. The Supervising Professional has authority to stop the work whenever stoppage may be appropriate to insure the proper execution of the Contract. The Supervising Professional has the authority to reject all work and materials which do not conform to the Contract and to decide questions which arise in the execution of the work.

The Supervising Professional shall make all measurements and determinations of quantities. Those measurements and determinations are final and conclusive between the parties.

#### Section 36 - Supervising Professional's Decisions

The Supervising Professional shall, within a reasonable time after their presentation to the Supervising Professional, make decisions in writing on all claims of the City or the Contractor and on all other matters relating to the execution and progress of the work or the interpretation of the contract documents.

#### Section 37 - Storing Materials and Supplies

Materials and supplies may be stored at the site of the work at locations agreeable to the City unless specific exception is listed elsewhere in these documents. Ample way for foot traffic and drainage must be provided, and gutters must, at all times, be kept free from obstruction. Traffic on streets shall be interfered with as little as possible. The Contractor may not enter or occupy with agents, employees, tools, or material any private property without first obtaining written permission from its owner. A copy of the permission shall be furnished to the Supervising Professional.

#### Section 38 - Lands for Work

The Contractor shall provide, at its own expense and without liability to the City, any additional land and access that may be required for temporary construction facilities or for storage of materials.

#### Section 39 - Cleaning Up

The Contractor shall, as directed by the Supervising Professional, remove at its own expense from the City's property and from all public and private property all temporary structures, rubbish and waste materials resulting from its operations unless otherwise specifically approved, in writing, by the Supervising Professional.

#### Section 40 - Salvage

The Supervising Professional may designate for salvage any materials from existing structures or underground services. Materials so designated remain City property and shall be transported or stored at a location as the Supervising Professional may direct.

#### Section 41 - Night, Saturday or Sunday Work

No night or Sunday work (without prior written City approval) will be permitted except in the case of an emergency and then only to the extent absolutely necessary. The City may allow night work which, in the opinion of the Supervising Professional, can be satisfactorily performed at night. Night work is any work between 8:00 p.m. and 7:00 a.m. No Saturday work will be permitted unless the Contractor gives the Supervising Professional at least 48 hours but not more than 5 days notice of the Contractor's intention to work the upcoming Saturday.

#### Section 42 - Sales Taxes

Under State law the City is exempt from the assessment of State Sales Tax on its direct purchases. Contractors who acquire materials, equipment, supplies, etc. for incorporation in City projects are not likewise exempt. State Law shall prevail. The Bidder shall familiarize itself with the State Law and prepare its Bid accordingly. No extra payment will be allowed under this Contract for failure of the Contractor to make proper allowance in this bid for taxes it must pay.



**CONTRACTOR'S DECLARATION**

I hereby declare that I have not, during the period \_\_\_\_\_, 20\_\_\_, to \_\_\_\_\_, 20\_\_\_, performed any work, furnished any materials, sustained any loss, damage or delay, or otherwise done anything in addition to the regular items (or executed change orders) set forth in the Contract titled Lawrence Street Water Main Replacement and Summit Street Water Main Replacement Project., for which I shall ask, demand, sue for, or claim compensation or extension of time from the City, except as I hereby make claim for additional compensation or extension of time as set forth on the attached itemized statement. I further declare that I have paid all payroll obligations related to this Contract that have become due during the above period and that all invoices related to this Contract received more than 30 days prior to this declaration have been paid in full except as listed below.

There is/is not (Contractor please circle one and strike one as appropriate) an itemized statement attached regarding a request for additional compensation or extension of time.

\_\_\_\_\_

Contractor

Date

By

(Signature)

Its

(Title of Office)

Past due invoices, if any, are listed below.

**CONTRACTOR'S AFFIDAVIT**

The undersigned Contractor, \_\_\_\_\_, represents that on \_\_\_\_\_, 20\_\_\_\_\_, it was awarded a contract by the City of Ann Arbor, Michigan to \_\_\_\_\_ under the terms and conditions of a Contract titled Lawrence Street Water Main Replacement and Summit Street Water Main Replacement Project.

The Contractor represents that all work has now been accomplished and the Contract is complete.

The Contractor warrants and certifies that all of its indebtedness arising by reason of the Contract has been fully paid or satisfactorily secured; and that all claims from subcontractors and others for labor and material used in accomplishing the project, as well as all other claims arising from the performance of the Contract, have been fully paid or satisfactorily settled. The Contractor agrees that, if any claim should hereafter arise, it shall assume responsibility for it immediately upon request to do so by the City of Ann Arbor.

The Contractor, for valuable consideration received, does further waive, release and relinquish any and all claims or right of lien which the Contractor now has or may acquire upon the subject premises for labor and material used in the project owned by the City of Ann Arbor.

This affidavit is freely and voluntarily given with full knowledge of the facts.

Contractor  
By  
(Signature)  
Its  
(Title of Office)

Subscribed and sworn to before me, on this \_\_\_\_\_ day of \_\_\_\_\_, 20\_\_\_\_\_  
\_\_\_\_\_, \_\_\_\_\_ County, Michigan

Notary Public  
\_\_\_\_\_  
County, MI  
My commission expires on:

## **STANDARD SPECIFICATIONS**

All work under this contract shall be performed in accordance with the Public Services Department Standard Specifications in effect at the date of availability of the contract documents stipulated in the Advertisement. All work under this Contract which is not included in these Standard Specifications, or which is performed using modifications to these Standard Specifications, shall be performed in accordance with the Detailed Specifications included in these contract documents.

A copy of the Public Services Department Standard Specifications may be purchased from the Engineering Division, (Fourth Floor, City Hall, Ann Arbor, Michigan), for \$35.00 per copy. In addition, a copy of these Standard Specifications is available for public viewing at the Engineering Division office, for review Monday through Friday between the hours of 8:30 a.m. and 4:00 p.m.

Copies of the Standard Specifications can also be downloaded from the web link:

[http://www.a2gov.org/government/publicservices/project\\_management/privatedev/pages/standardspecificationsbook.aspx](http://www.a2gov.org/government/publicservices/project_management/privatedev/pages/standardspecificationsbook.aspx).

**DETAILED SPECIFICATION  
FOR  
PROJECT SCHEDULE AND PAYMENT**

The entire work under this Contract shall be completed in accordance with, and subject to, the scheduling requirements as outlined below, and all other requirements of the Contract Documents.

1. The Contractor will receive two (2) copies of the Contract, for his/her execution, on or before **April 24, 2015**. The Contractor shall properly execute both copies of the Contract and return them, with the required Bonds and Insurance Certificate, to the City by **May 1, 2015**.
2. By no later than **May 1, 2015** the Contractor shall submit a detailed schedule of work for the Engineer's review and approval. The proposed schedule must fully comply with the scheduling requirements contained in this Detailed Specification. The Contractor shall update the approved work schedule each week and present it to the Engineer at the weekly progress meeting.
3. Contractor may begin construction of Lawrence Street Water Main Replacement and Summit Street Water Main Replacement project on or after **May 11, 2015** and only after receiving the copy of executed contract documents and the Notice to Proceed from the City. Appropriate time extensions shall be granted if the Notice to Proceed is delayed due to the circumstances controlled by the City.
4. The entire work under this Contract shall be completed within ninety five (**95**) **consecutive calendar days** from issuance of Notice to Proceed.

**PHASING SEQUENCE**

The work of this Contract is separated into two phases. The construction sequence for this project shall be as follows:

**Phase I** shall consist of replacing water main along Lawrence Street between Division Street and State.

By **June 30, 2015** the Contractor must complete all work on Phase I of Lawrence Street Water Main Replacement and Summit Street Water Main Replacement project including, but not limited to: install, swab, chlorinate, pressure test, and flush the new water main pipe. Successfully complete of all required bacteriological testing, place the new water main into service and stabilize all disturbed areas.

**Phase II** shall consist of replacing water main along Summit Street through Wheeler Park.

By **August 14, 2015** the Contractor must complete all work on Phase II of Lawrence Street Water Main Replacement and Summit Street Water Main Replacement project including, but not limited to: install, swab, chlorinate, pressure test, and flush the new water main pipe. Successfully complete of all required bacteriological testing and place the new water main into service. Restore all disturbed areas, place permanent hot mix asphalt and/or concrete, and remove any and all traffic control devices.

The Contractor may elect to begin installing new water main for a subsequent phase while the required testing is being conducted on the preceding phase. The Contractor must obtain from the Engineer a written Notice to Proceed prior to beginning work on each phase.

Failure to complete all work as specified herein within the times specified herein, including time extensions granted thereto as determined by the Engineer shall entitle the City to deduct from the payments due the Contractor **\$500.00** in "Liquidated Damages", and not as a penalty, for each and every calendar day beyond the allowed number of calendar days to complete the above specified work.

The Contractor may propose to adjust the limits or sequencing of construction in order to complete the work more

efficiently. Changes to the recommended construction sequence must be approved in writing by the Engineer prior to construction and must assure all required coordination with other projects and time lines.

**This project will require additional coordination with the City of Ann Arbor 2015 Street Resurfacing Contract. The final street restoration including placement of the concrete curb and gutter, concrete sidewalk, drive approaches, bituminous pavement and turf restoration will be performed under separate contract.**

Time is of the essence in the performance of the work of this contract. The Contractor is expected to mobilize sufficient personnel and equipment, and work throughout all authorized hours in order to complete the project by the final completion date. Costs for the Contractor to organize, coordinate, and schedule all of the work of the project, will not be paid for separately, but shall be included in the bid price of the Contract Item "General Conditions."

If the City elects to terminate this Construction Contract due to non-performance, contract items paid for on a Lump Sum basis will be pro-rated based on percentage equal to the percentage of the contract work completed.

**DETAILED SPECIFICATION  
FOR  
MAINTENANCE OF TRAFFIC**

**DESCRIPTION**

Traffic shall be maintained in accordance with the City of Ann Arbor Public Services Department Standard Specifications except as specified in Sections 103.05, 810, 812, 919, and 920 of the Michigan Department of Transportation (MDOT), 2012 Standard Specifications for Construction, the 2005 Michigan Manual of Uniform Traffic Control Devices (MMUTCD) and as amended herein.

The Contractor shall furnish, erect, maintain and, upon completion of the work, remove all traffic control devices and barricade lights within the project and around the perimeter of the project for the safety and protection of local traffic. This includes, but is not limited to, advance, regulatory, and warning signs; barricades and channeling devices at intersecting streets on which traffic is to be maintained; barricades at the ends of the project and at right-of-way lines of intersecting streets, and moving traffic control devices for construction operations.

**MATERIALS**

The materials and equipment shall meet the requirements specified in the corresponding sections of the MDOT 2012 Standard Specifications for Construction and the 2005 Michigan Manual of Uniform Traffic Control Devices (MMUTCD).

Lighted plastic drum barricades meeting current MDOT and MMUTCD specifications shall be used on this project as Type II Barricades.

**Maintenance of Local Traffic**

Unless otherwise indicated on the plans, all side roads shall not be closed to through traffic except during construction operations of short duration and only upon written approval of the Engineer.

Local access shall be maintained at all times for emergency vehicles, refuse pick-up, mail delivery and ingress/egress to private properties.

Driveways shall not be blocked for extended periods of time unless arrangements can be made with the affected property owner(s). When it becomes necessary to temporarily block driveways, the Contractor shall notify the affected property owners in advance to coordinate the work and allow sufficient time for vehicles to vacate from properties. It may be necessary to allow for vehicles to temporarily park in the roadway at locations that do not interfere with the Contractor's work. During these periods the owners of the respective vehicles must be available to, with proper notice, move their vehicles if it becomes necessary to accommodate the work.

During the construction of the water main, parking of residences in the construction area will not be allowed. Temporary "No Parking" signs will be supplied by the City. Any vehicle parked in the construction zone shall be ticketed and towed at the owner's expense.

At times when it becomes necessary to temporarily obstruct local traffic during the performance of the work, the Contractor shall provide flag control in conformance with Part VI of the MMUTCD, Sections 6F-1 thru 6F-7. A minimum of two flaggers are required. The cost of flag control shall be included in the contract pay item "Item No. 203, Minor Traffic Control".

The Contractor shall use quantities of dust palliative, maintenance aggregate, and cold patching mixture for use as

temporary base, surfacing, and dust control at utility crossings, side roads and driveways (wherever required to maintain traffic), and where directed by the Engineer to maintain local access. The cost for the use of dust palliative, maintenance aggregate and HMA 13A mixture, as required and directed by the Engineer for maintenance of traffic and local access, shall be included in contract pay item "Item No 202, General Conditions," and it will not be paid for separately.

The work of maintaining and relocating existing warning, regulatory and/or guide signs; and of removing, salvaging and reinstalling existing signs and supports is included in the bid price for the contract pay item "Item No. 203, Minor Traffic Control. "

Mailboxes and newspaper boxes that are in the way of the construction shall be removed and reset immediately in a temporary location approved by the Engineer. Mail and paper delivery shall not be interrupted during the construction. Upon completion of the construction, all mailboxes and newspaper boxes, including their supports, shall be repositioned in their permanent locations as approved by the Engineer. This work shall be included in the contract unit price for the contract pay item "Item No 202, General Conditions," and it will not be paid for separately.

The Contractor shall perform the work of this Contract while maintaining traffic in accordance with the Contract Documents as specified herein. No traffic shall be allowed on newly placed asphalt surfaces until rolling has been satisfactorily completed and the surface has cooled sufficiently to prevent damage from traffic. This is to be accomplished by flag persons and by relocating traffic control devices to prevent traffic from entering the work area until such time that it can be safely maintained without damaging the new construction. The Contractor shall provide traffic regulators in sufficient number to maintain traffic as described herein, and to keep traffic off sections being surfaced, and provide for safe travel at all times as directed by the Engineer.

Each pressure distributor, paver and roller shall be equipped with at least one approved flasher light which shall be mounted on the equipment so as to give a warning signal ahead and behind.

There may be areas where the Engineer directs the paving of less than the full width of a phase to stagger the paving joints and to accommodate changes in crown and/or cross-sectional dimensions/locations. In these locations the gravel base courses shall be constructed to the full area of the phase, and the Contractor shall place traffic control devices on the base course grade as necessary, and shall place, maintain, and remove maintenance aggregate (MDOT 21AA) all as necessary, and as directed by the Engineer, to maintain local traffic to side streets and drives.

The City will not allow any shut down of existing utilities without prior written approval of construction methods and timing of shut down, by the City and the Engineer. All water main valves are to be operated by City personnel.

Plans are provided that detail complete closure of Forest Avenue, while maintaining a detour for Forest Avenue traffic along adjacent roads. Trenches in the road are to be protected by temporary plastic drums and fencing or as approved by the Engineer.

Contractor is allowed to develop alternative phasing plans, but must be approved by Engineer prior to the start of construction.

**All traffic control measures shall remain in place per approved plans and specifications until final street restoration work is completed by City of Ann Arbor 2015 Street Resurfacing Contract. Contractor shall be responsible for maintaining the traffic control measures until the City Contractor for 2015 Street Resurfacing Contract mobilizes to the site. The City will notify Contractor of the completion of the final street restoration work and the Contractor will be required to remove all traffic control measures at this time. The timeframe between completion of the utility work and completion of the final street restoration is not expected to exceed 90 calendar days. This work shall be included in the bid price for the contract pay item "Item No. 203, Minor Traffic Control."**

**DETAILED SPECIFICATION  
FOR  
ITEM #201 - PROJECT SUPERVISION, MAX \$20,000**

**DESCRIPTION**

The Contractor shall designate a full-time Project Supervisor to act as the Contractor's agent/representative, and to be responsible for scheduling and coordination of all subcontractors, suppliers, other governmental agencies, and all public and private utility companies.

The Project Supervisor shall not be an active crew member of the Contractor, shall not be an active member or employee of any subcontractor's work force, and shall not perform general or specialized labor tasks.

**The Project Supervisor shall work exclusively on this project, and shall put forth his/her full effort into the organization and coordination of the work of this project.**

Prior to the pre-construction meeting, the Contractor shall designate a proposed Project Supervisor by name, and shall furnish the City with a current, thorough, detailed summary of the proposed Project Supervisor's work history, outlining all previous supervisory experience on projects of a similar size and nature. The detailed work history shall include personal and professional references (names and phone numbers) of persons (previous owners or agents) who can attest to the qualifications and work history of the proposed Project Supervisor. Proposed candidates for Project Supervisor shall have a demonstrated ability to work harmoniously with the City, the public, subcontractors, and all other parties typically involved with work of this nature. The Supervising Professional will have the authority to reject a proposed Project Supervisor whom he/she considers unqualified.

The Project Supervisor shall be available 24 hours-per-day to provide proper supervision, coordination and scheduling of the project for the duration of the Contract. The Contractor shall furnish the City with telephone numbers of the Project Supervisor in order to provide 24 hour-per-day access during business and non-business hours, including weekends and holidays.

The Project Supervisor shall be equipped by the Contractor with a mobile telephone to provide the City with 24 hour-per-day access to him/her during daily construction activities, during transit to and from the construction site, and during all non-business hours including weekends and holidays.

The Project Supervisor shall be equipped with assistants as necessary to provide project supervision as specified herein, and in accordance with the Contract.

**DUTIES AND RESPONSIBILITIES**

The Project Supervisor work harmoniously with the City, the public, subcontractors, and all other parties typically involved with work of this nature.

The Project Supervisor shall have a thorough, detailed understanding and working knowledge of all construction practices and methods specified elsewhere herein, as well as the handling, placement, testing and inspection of aggregates, aggregate products, HMA concrete, and Portland cement concrete materials.

The Project Supervisor shall be responsible for all of the work of all of the Contractor's, subcontractors' and suppliers' work forces.

The Project Supervisor shall be responsible for proper and adequate maintenance (emissions, safety, and general



operation) of all of the Contractor's, subcontractors' and suppliers' equipment and vehicles.

The Project Supervisor shall be responsible for the legal, proper and safe parking/storage of all of the Contractor's, subcontractors' and suppliers' equipment, work vehicles, and employee's vehicles.

The Project Supervisor shall schedule and coordinate the work of all parties involved in the project, including utility companies, testing agencies, governmental agencies, all City departments (such as Utilities and Transportation), and City inspectors.

The Project Supervisor shall coordinate and schedule the work of any independent survey crews that may be retained by the City to witness and reset existing and new geographic/benchmark monuments. Failure to have existing monuments witnessed and reset may result in delays to the Contractor's work. Costs for such delays will be the Contractor's sole responsibility.

The Project Supervisor shall coordinate and schedule both testing inspectors and City inspectors in a timely manner, to assure proper and timely testing and inspection of the work.

The Project Supervisor shall review the Inspector's Daily Reports (IDRs) for accuracy, and shall sign all IDRs on a daily basis as the representative of the Contractor. Items to be reviewed include descriptions, locations and measurements of quantities of work performed, workforce, equipment, and weather. The Project Supervisor shall also be responsible for its subcontractors' review and initialing of IDRs containing work items performed by each respective subcontractors.

The Project Supervisor shall submit to the Engineer, an updated, detailed schedule of the proposed work on a weekly basis, and an update of all proposed changes on a daily basis, all in accordance with the Detailed Specification for Project Schedule contained elsewhere herein.

The Project Supervisor shall schedule and chair a weekly progress meeting with the Engineer and all subcontractors to discuss the work. Upon the completion of each meeting, the Project Supervisor shall prepare and distribute, to all present, a written summary of the meeting's minutes. Those in attendance shall review the minutes and, if necessary, comment on any deficiencies or errors prior to or at the next scheduled progress meeting.

### **ADDITIONAL PERFORMANCE REQUIREMENTS**

If, in the sole opinion of the Supervising Professional, the Project Supervisor is not adequately performing the duties as outlined in this Detailed Specification, the following system of notices will be given to the contractor with the associated penalties:

First Notice – A warning will be issued in writing to the contractor detailing the deficiencies in the Project Supervision. The contractor must respond within 7 calendar days in writing with a plan to correct the stated deficiencies. Failure to respond within 7 calendar days will result in the issuing of a second notice.

Second Notice – A second warning will be issued in writing to the contractor further detailing the deficiencies in the Project Supervision. The contractor must respond within 7 calendar days in writing with a plan to correct the stated deficiencies. Failure to respond within 7 calendar days will result in the issuing of a third notice. A deduction of 10% will be made from the original Project Supervision contract amount. At this time, the City reserves the right to meet with personnel with the necessary authority within the Contractor's organization to discuss the deficiencies in the Project Supervision.

Third Notice – An additional deduction of 25% will be made from the original Project Supervision contract amount, and the Project Supervisor shall be removed from the project, and replaced immediately with another individual to be approved by the Supervising Professional.

Should, in the sole opinion of the Supervising Professional, the Project Supervisor fail to perform his/her duties and responsibilities as described herein to such a degree that the successful completion of the project is put in jeopardy, the above system of notices may be foregone, and the Contractor shall immediately replace the Project Supervisor upon receipt of written notice. Failure to provide adequate project supervision, as determined by the Engineer, shall be considered basis for the Supervising Professional to suspend work without extension of contract time or additional compensation.

### **MEASUREMENT AND PAYMENT**

This item of work will be paid for on a pro rata basis at the time of each progress payment. Measurement will be based on the ratio between work completed during the payment period and the total contract amount. When all of the work of this Contract has been completed, the measurement of this item shall be 1.0 Lump Sum, minus any deductions incurred for inadequate performance as described herein. This amount will not be increased for any reason, including extensions of time, extras, and/or additional work.

The completed work as measured for this item of work will be paid for at the Contract Unit Price for the following Contract (Pay) Item:

#### **PAY ITEM**

Project Supervision, Max \$20,000

#### **PAY UNIT**

Lump Sum

The unit price for this item of work shall include all labor, material, and equipment costs to perform all the work specified in the City Standard Specifications and as modified by this Detailed Specification.

**DETAILED SPECIFICATION  
FOR  
ITEM #202 - GENERAL CONDITIONS, MAX \$40,000**

**DESCRIPTION**

This item shall include all work described and required by the Plans and Specifications for which no item of work is listed in the Bid Form, including but not limited to:

- Scheduling and organization of all work, subcontractors, suppliers, testing, inspection, surveying, and staking
- Coordination of, and cooperation with, other contractors, agencies, departments, and utilities
- Protection and maintenance of Utilities
- Placing, maintaining, and removing all soil erosion and sedimentation controls
- Maintaining drainage
- Maintaining drives, drive openings, sidewalks, bikepaths, mail deliveries, and solid waste/recycle pick-ups
- Storing all materials and equipment off lawn areas
- Temporary relocation and final replacement/re-setting of mailboxes
- Site clean-up
- Coordination efforts to furnish various HMA mixtures as directed by the Engineer
- Coordination efforts to furnish and operate various-size vehicles/equipment as directed by the Engineer
- Furnishing and operating vacuum-type street cleaning equipment
- Furnishing and operating vacuum-type utility structure cleaning equipment
- Furnishing and operating both vibratory plate and pneumatic-type (“pogo-stick”) compactors
- Furnishing and operating a backhoe during all work activities
- Furnishing and operating a jackhammer and air compressor during all work activities
- Noise and dust control
- Mobilization(s) and demobilization(s)
- Furnishing submittals and certifications for materials and supplies
- Parking meter bags
- Disposing of excavated materials and debris
- All miscellaneous and incidental items such as overhead, insurance, and permits.

**MEASUREMENT AND PAYMENT**

This item of work will be paid for on a pro rata basis at the time of each progress payment. Measurement will be based on the ratio between work completed during the payment period and the total contract amount. When all of the work of this Contract has been completed, the measurement of this item shall be 1.0 Lump Sum.

The completed work as measured for this item of work will be paid for at the Contract Unit Price for the following Contract (Pay) Item:

**PAY ITEM**

General Conditions, Max \$40,000

**PAY UNIT**

Lump Sum

The unit price for this item of work shall include all labor, material, and equipment costs to perform all the work specified in the City Standard Specifications and as modified by this Detailed Specification.

**DETAILED SPECIFICATION  
FOR  
ITEM #203 – MINOR TRAFFIC CONTROL, MAX \$20,000**

**DESCRIPTION**

The work of Minor Traffic Control shall include, but not be limited to:

- The furnishing and operating of miscellaneous signs, warning devices, flag-persons, and cones;
- The operation of additional signs furnished by the City;
- Furnishing and installing meter bags;
- Coordinating with the City to have meter heads removed and reinstalled;
- Maintaining pedestrian traffic;
- Temporarily covering traffic controls;
- Temporarily covering existing signs as directed;
- Any and all other miscellaneous and/or incidental items which are necessary to properly perform the work.

Where there is metered parking, the Contractor shall either rent and install meter bags, or, with the Engineer's authorization, coordinate with the City Transportation Division to have meter heads removed and reinstalled. Rental of bags from Republic Parking and related work is considered part of General Conditions.

The Contractor shall maintain vehicular and pedestrian traffic during the work by the use of flag-persons, channelizing devices, and signs as necessary, as directed by the Engineer, and in accordance with MMUTCD. Typical applications for maintaining pedestrian traffic in accordance with the MMUTCD are included in this detailed specification.

**MEASUREMENT AND PAYMENT**

This item of work will be paid for on a pro rata basis at the time of each progress payment. Measurement will be based on the ratio between work completed during the payment period and the total contract amount. When all of the work of this Contract has been completed, the measurement of this item shall be 1.0 Lump Sum.

The completed work as measured for this item of work will be paid for at the Contract Unit Price for the following Contract (Pay) Item:

**PAY ITEM**

**PAY UNIT**

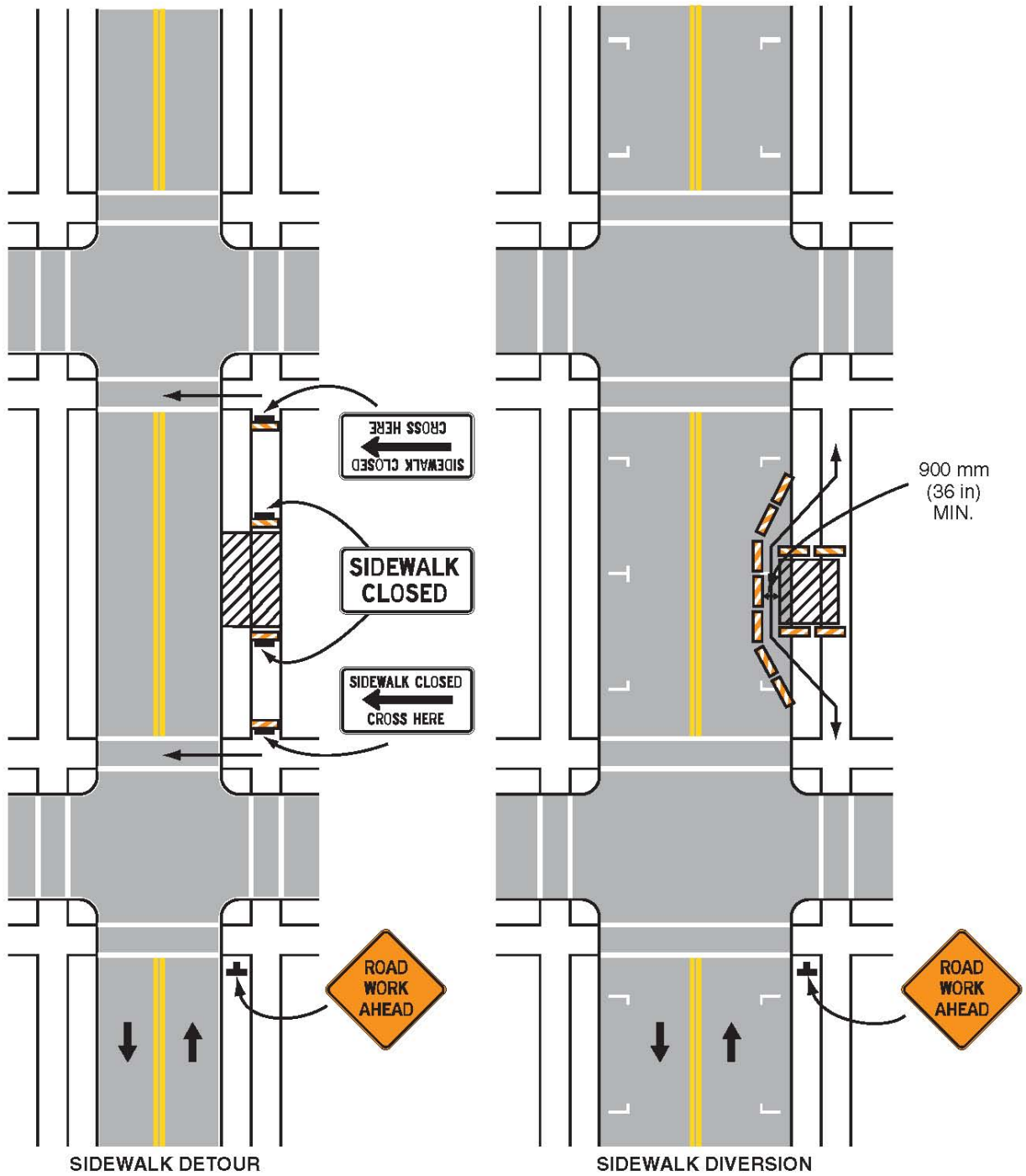
Minor Traffic Control, Max \$20,000

Lump Sum

The unit price for this item of work shall include all labor, material, and equipment costs to perform all the work specified in the City Standard Specifications and as modified by this Detailed Specification.



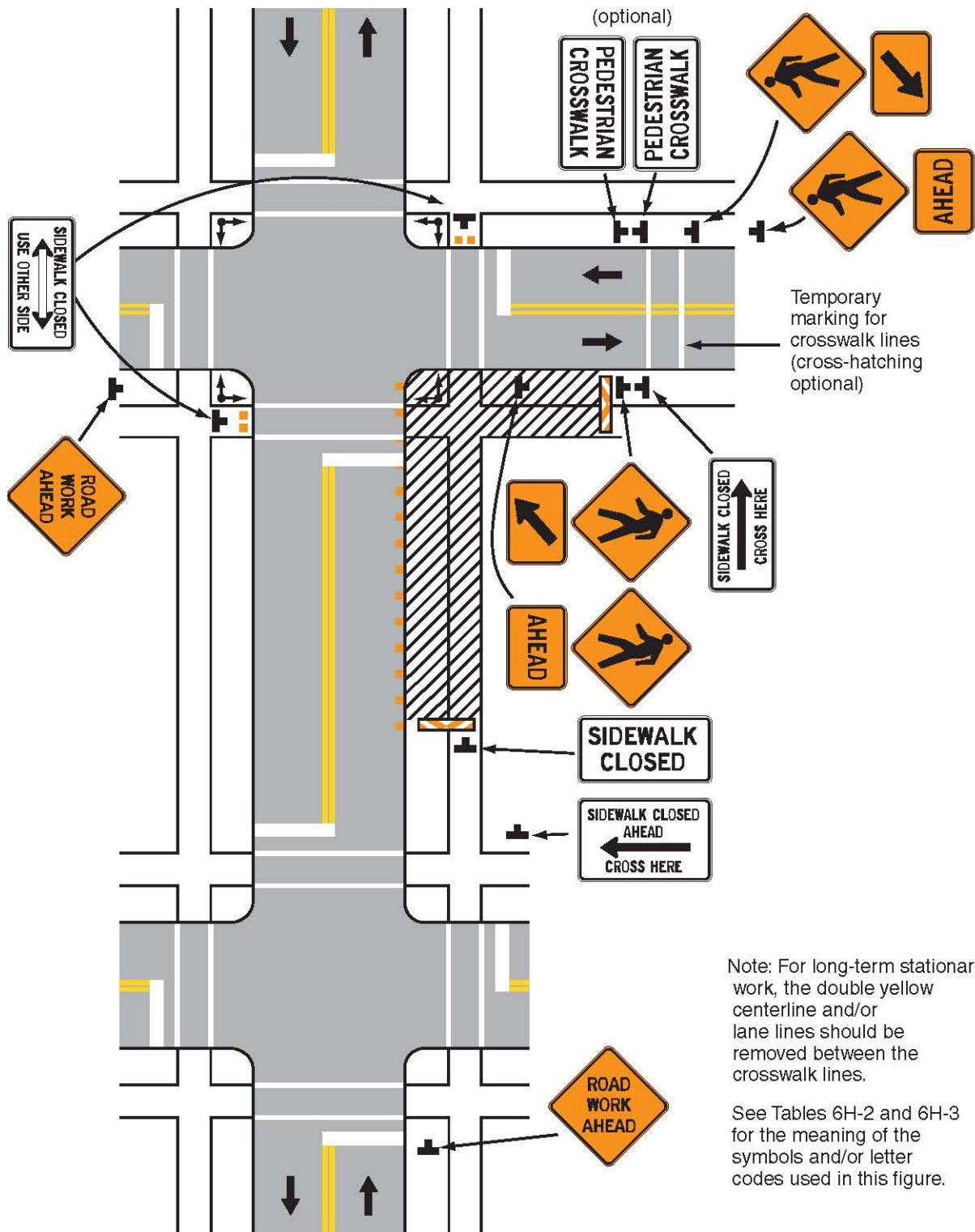
Figure 6H-28. Sidewalk Detour or Diversion (MI) (TA-28)



Typical Application 28

Note: See Tables 6H-2 and 6H-3 for the meaning of the symbols and/or letter codes used in this figure.

Figure 6H-29. Cross walk Closures and Pedestrian Detours (MI) (TA-29)

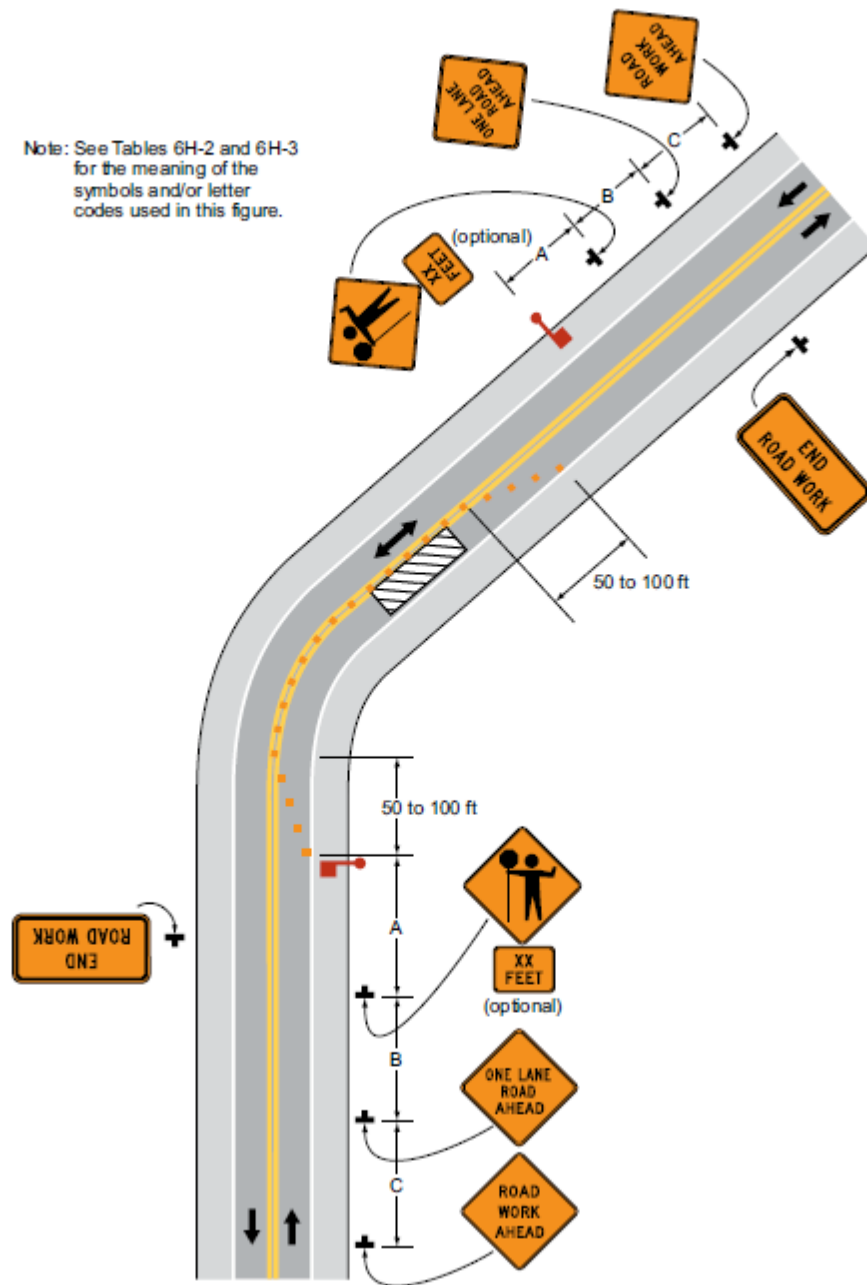


Note: For long-term stationary work, the double yellow centerline and/or lane lines should be removed between the crosswalk lines.

See Tables 6H-2 and 6H-3 for the meaning of the symbols and/or letter codes used in this figure.

Typical Application 29

Figure 6H-10. Lane Closure on a Two-Lane Road Using Traffic Regulators (TA-10)



**Typical Application 10**

**DETAILED SPECIFICATION  
FOR  
ITEM #204 – AUDIO VISUAL TAPE COVERAGE**

**DESCRIPTION**

This work shall include digital audiovisual record of the physical, structural, and aesthetic conditions of the construction site and adjacent areas as provided herein. This work will be performed for the entire project limits prior to the start of construction.

The audio-visual filming shall be:

1. Of professional quality, providing a clear and accurate audio and visual record of existing conditions.
2. Prepared within the four (4) week period immediately prior to the start of construction.
3. Furnished to the Engineer a minimum of one (1) week prior to bringing any materials or equipment within the areas described in this Detailed Specification.
4. Carried-out under the supervision of the Engineer.

The Contractor shall furnish one (1) copy of the completed audiovisual record to the Engineer. An index of the footage shall be included, which will enable any particular area of the project to be easily found. This includes indexing the files according to street. The Contractor shall retain a second copy of the audiovisual record for his/her own use.

Any portion of the film determined by the Engineer to be unacceptable for the documentation of existing conditions shall be filmed again at the Contractor's sole expense prior to mobilizing onto the site.

**PRODUCTION**

The audio-visual filming shall be completed in accordance with the following minimum requirements:

1. DVD Format, No Editing - The filming shall be done in color using equipment that allows audio and visual information to be recorded. Splicing or editing of the tape shall not be allowed and the speed and electronics of the videotaping equipment and DVD shall be equal to that which is standard to the video taping industry.
2. Perspective/Speed/Pan/ Zoom - To ensure proper perspective, the distance from the ground to the camera lens shall not be less than 10 feet and the filming must proceed in the general direction of travel at a speed not to exceed 48 feet per minute. Pan and zoom rates shall be controlled sufficiently so that playback will ensure quality of the object viewed.
3. Display - The recording equipment shall have transparent time, date stamp and digital annotation capabilities. The final copies of the tape shall continuously and simultaneously display the time (hours:minutes:seconds) and the date (month/date/year) in the upper left-hand corner of the frame. Accurate project stationing, where applicable, shall be included in the lower half of the frame in standard format (i.e. 1+00). Below the stationing periodic information is to be shown, including project name, name of area shown, street address, direction of travel, viewing direction, etc.

If in the event, the stationing has not been established on-site, refer to the plans and approximate the proposed stationing.

4. Audio Commentary/Visual Features. Locations relative to project limits and landmarks must be identified by both audio and video means at intervals no longer than 100 feet along the filming route. Additional audio



commentary shall be provided as necessary during filming to describe streets, buildings, landmarks, and other details, which will enhance the record of existing conditions.

5. Visibility/Ground Cover - The filming shall be performed during a time of good visibility. Filming shall not be performed during periods of precipitation or when snow, leaves, or other natural debris obstruct the area being filmed. The Contractor shall notify the Engineer in writing in the event that the weather or snow cover is anticipated to cause a delay in filming.

## **COVERAGE**

The audio-visual film coverage shall include the following:

1. General Criteria - This general criteria shall apply to all filming and shall include all areas where construction activities will take place or where construction vehicles or equipment will be operated or parked and or where materials will be stored. The filming shall extend an additional 50 feet outside of all areas. The filming shall include all significant, existing man-made and natural features such as driveways, sidewalks, utility covers, utility markers, utility poles, other utility features, traffic signal structures and features, public signs, private signs, fences, landscaping, trees, shrubs, other vegetation, and other similar or significant features.
2. Other Areas - The Contractor shall film at his sole expense other areas where, in his/her opinion, the establishment of a record of existing conditions is warranted. The Contractor shall notify the Engineer in writing of such areas.
3. Street List – This item shall include the filming all of the streets as listed in the Detailed Specification for Progress Schedule and Construction Limits.

The Engineer may direct the filming of other minor areas not specified herein at the Contractor's sole expense.

## **AUDIOVISUAL FILMING SERVICES**

The following companies are known to be capable of providing the filming services required by this Detailed Specification and shall be utilized, unless the Contractor receives prior written approval from the Engineer to utilize another company of comparable or superior qualifications.

Construction Video Media  
Midwest Company  
Topo Video, Inc.  
Video Media Corp.

## **MEASUREMENT AND PAYMENT**

The completed work as measured for these items of work will be paid for at the Contract Unit Prices for the following Contract (Pay) Items:

### **PAY ITEM**

Audiovisual Tape Coverage

### **PAY UNIT**

Lump Sum

Audiovisual Tape Coverage shall include all labor, equipment, and materials required to perform the filming and to provide the finished videotape the Engineer. The unit price includes filming the entire project limits, for each and every street, as described above.

**DETAILED SPECIFICATION  
FOR  
ITEM #207 – MACHINE GRADING, MODIFIED**

**DESCRIPTION**

This work shall consist of constructing earth grades by excavating, cutting, filling, trimming, and grading; general restoration, and sign removals in accordance with the Detailed Specifications elsewhere herein; and maintaining the work in a finished condition until such time that it is accepted by the Engineer. This work shall be done as shown on the Plans, as detailed in the Specifications, and as directed by the Engineer, and in accordance with Section 205 of the 2012 MDOT Standard Specification for Construction, except as specified herein.

**CONSTRUCTION METHOD**

The Contractor shall construct earth grades as required to develop the typical and/or detailed cross-section(s) as shown on the Plans, as detailed in the Specifications, and as directed by the Engineer. This shall include, but not be limited to, the excavation of concrete and HMA pavement, soil, rocks of any size, stumps, logs, and bricks; the removal and proper disposal off-site of surplus excavated material; the scarifying, plowing, disking, moving and shaping of earth; the trimming, grading, compaction and proof-rolling of the prepared subgrade; the importing, furnishing, placement and compaction of embankment and/or fill materials; the full depth saw-cutting of pavement at the removal limits; the grading of sideslopes; general restoration in accordance with the detailed Specifications elsewhere herein and the general items of the work as specified herein. Road subbase and base materials shall be paid for separately.

The Contractor shall remove, add to, re-shape, re-grade, and re-compact the existing roadbed materials, and shall construct the roadway and sidewalk area to the cross-section(s) as indicated on the Plans, as detailed in the Specifications, and as directed by the Engineer. The Contractor shall use blade graders, maintainers, vibratory rollers, and/or other equipment as necessary, and as detailed in the Specifications and as directed by the Engineer, for this work. Use of each specific piece of equipment is subject to the approval of the Engineer.

The Contractor shall remove, salvage, deliver to any location within the City limits, and neatly stack/stockpile all bricks, if present, as directed by the Engineer.

The Contractor shall remove other surface features, including signs, located within the grading limits and not otherwise identified, as directed by the Engineer. Signs shall be salvaged and provided to City as directed by the Engineer.

The Contractor shall move excavated and/or imported materials longitudinally and/or transversely where necessary, and as directed by Engineer.

The Contractor shall keep the work well graded and drained at all times.

The Contractor shall not use rubber-tired equipment on the subgrade, when its use causes or may cause, in the opinion of the Engineer, damage to the subgrade. The Contractor shall conduct its operation(s), and provide all necessary equipment, to insure the satisfactory completion of the work without damaging the subgrade. This includes the transporting, stockpiling, rehandling, and movement of materials over additional distances, in lieu of driving on an unprotected, or partially unprotected, subgrade.

The Contractor is solely responsible for the maintenance and protection of the subgrade. Further, any damage to the subgrade which, in the opinion of the Engineer, is caused as a result of the Contractor's operation(s), or its subcontractors' or suppliers' operation(s), shall be repaired by the Contractor at the Contractor's expense. This includes any additional earthwork and/or maintenance materials as directed by the Engineer, for the purposes of the Contractor's maintenance and protection of the subgrade. The Contractor shall not be entitled to any additional compensation for the implementation of these procedures.

The Contractor shall perform all rough and/or finish grading and compaction to the grades shown on the Plans, as detailed in the Specifications, and as directed by the Engineer.

The Contractor shall proofroll all graded and compacted surfaces in the presence of the Engineer as detailed in the Specifications. The Engineer will monitor the proofrolling operation to locate deleterious and/or uncompacted materials, and will direct undercuts as necessary.

At various times throughout the work, the Engineer may direct the Contractor to use smaller and/or lighter equipment, and to defer certain work tasks, in order to protect the grade and/or adjacent areas. The Contractor shall not be entitled to any additional compensation for the use of smaller equipment, lighter equipment, or work task deferral.

The Contractor shall take any and all steps necessary to avoid interruption in the mail delivery, and solid waste, recycling, and compostable pick-up within the project limits. This shall include the temporary relocation of mailboxes, where required by the Engineer, as well as moving of all solid waste/recycling/compost containers to the nearest cross street.

The Contractor shall coordinate with the City Forester prior to the removal of any tree roots 2 inches or larger in size.

Butt joints are included in this pay item.

Topsoil, seeding and mulch shall be paid for as part of the item "Seeding & Mulching" and "Clean-Up & Restoration".

### **MEASUREMENT AND PAYMENT**

Measurement for payment for the item "Machine Grading Modified" shall be the computed in square yard quantity of excavated material (pavement, soil, rock, brick, etc. ) from the top of existing grade down to the bottom of the excavation. Embankment, fill, subgrade protection/maintenance, drainage maintenance, topsoil, and restoration quantities will not be paid for separately, and are included in this item of work.

The completed work as measured for this item of work will be paid for at the Contract Unit Price for the following Contract (Pay) Item:

#### **PAY ITEM**

#### **PAY UNIT**

Machine Grading Modified

Square Yard

The unit price for this item of work shall include all labor, material, and equipment costs to perform all the work specified in the Standard Specifications and as modified by this detailed Specification.

**DETAILED SPECIFICATION  
FOR  
ITEM #212 - SUBGRADE UNDERCUTTING - TYPE II**

**DESCRIPTION**

This work includes removal of unsuitable granular base, subbase or clay material(s) to depths as specified by the Engineer.

**CONSTRUCTION METHOD**

After the pavement has been removed, and/or after rough/finish grading, and/or at the time of proofrolling, the Engineer may inspect the grade to determine the need for, and the limits of, undercuts. After undercut areas are excavated to the depths as directed by the Engineer, the areas shall be trimmed, shaped, evenly graded and recompacted to not less than 95% of the soils maximum unit weight as determined by the AASHTO T-180 test. The Contractor shall properly dispose of all excess materials.

Subgrade Undercutting - Type II shall be backfilled with 21AA Limestone, Class II Sand, or other material(s), as directed by the Engineer. The backfill material shall be compacted to not less than 98% of its maximum unit weight as determined by the AASHTO T-180 test. The fill material(s) for Subgrade Undercutting Type II shall be paid at the Contract unit price for the corresponding items of work as used which are (Class II Sand - C. I. P., and 21AA Limestone - C. I. P. ).

The Contractor shall remove, salvage, deliver to any location within the City limits, and neatly stack/stockpile all bricks, if present, as directed by the Engineer.

The Contractor shall remove, add to, re-shape, re-grade, and re-compact the existing roadbed materials, and shall construct the roadway to the cross-section(s) as indicated on the Plans, as detailed in the Specifications, and as directed by the Engineer. The Contractor shall use blade graders, maintainers, vibratory rollers, and/or other equipment as necessary, and as directed by the Engineer, for this work. Use of each specific piece of equipment is subject to the approval of the Engineer.

At various times throughout the work, the Engineer may direct the Contractor to use smaller and/or lighter equipment, and to defer certain work tasks, in order to protect the grade and/or adjacent areas. The Contractor shall not be entitled to any additional compensation for the use of smaller equipment, lighter equipment, or work task deferral.

**MEASUREMENT AND PAYMENT**

These items of work shall be measured for payment by calculating the volume of the undercut excavation prior to the placement of backfill.

The completed work as measured for these items of work will be paid for at the Contract Unit Prices for the following Contract (Pay) Items:

**PAY ITEM**

**PAY UNIT**

Subgrade Undercutting - Type II

Cubic Yard

The unit prices for these items of work shall include all labor, material, and equipment costs to perform all the work specified in the Standard Specifications and as modified by this detailed Specification.

**DETAILED SPECIFICATION  
FOR  
ITEM #213 – TEMPORARY 6 INCH OR 8 INCH WATER MAIN LINE STOP**

**DESCRIPTION**

All water main work shall be performed in accordance with the current City of Ann Arbor Public Services Area Standard Specifications and as detailed herein.

The Contractor shall furnish all materials, labor and equipment to properly install and set water main line stops into the existing Ductile Iron Main(s) at the locations as shown on the plans and as directed by the Engineer.

The existing mains, upstream and downstream of the proposed line stop(s) cannot be shut down or taken out of service. To ensure that the entire operation shall be accomplished without interruption of service or flow, the installation shall be accomplished by Contractor personnel skilled and experienced in the procedures specific to line stops of the required size(s).

The work shall include, but not be limited to; pavement saw-cutting; excavation and disposal of excavated material; the furnishing, installation, and removal of sheeting and/or shoring where needed; the furnishing, placement and compaction of approved bedding and backfill materials; furnishing and placing suitable, clean, gravel to create a stable working surface at the bottom of the excavation; de-watering; pipe cleaning, measuring, and performing all advance work necessary to prepare for the performance of the line stop; nighttime lighting as required; the removal of all materials and equipment associated with the work when no longer needed; and, any other items needed to complete the work as detailed on the plans and as specified herein.

**MATERIALS**

Bedding and backfill for areas contained within a segment of water main designated as Trench Detail I (under roadbed), Modified, shall be Granular Material, Class II, meeting the requirements of Section 902. For work within a segment of water main designated as Trench Detail V (outside of the 1:1 influence line of roadbed or curb and gutter), Modified, Granular Material, Class II and Engineer approved native material, placed in accordance with the trench details, shall be used.

The Contractor shall submit to the Engineer two (2) sets of drawings, furnished by manufacturers, fully and distinctly illustrated and describing the Line Stop fittings proposed to be furnished. Work shall not commence until such time as the drawings have been reviewed and accepted by the Engineer.

Line Stop Fittings shall be full encirclement, pressure retention type split tee. It shall consist of two steel weldments; an upper line stop flange saddle plate and a lower saddle plate. These two saddle plates shall be contiguous.

Line Stop Flange: The outlet of each fitting shall be machined from a 150 lb. forged steel flange (ASTM A181 or A105) or from pressure vessel quality steel plate (ASTM A285, Grade C); flat faced and drilled per ANSI B16.5). Suitable independently operated locking devices shall be provided in the periphery of the flange to secure the completion plug.

Line stop Nozzle: The nozzle, which lies between the saddle and the flange shall be fabricated from steel pipe (ASTM A234). After welding and stress relief, the nozzle shall be accurately bored as follows to accommodate the Line stop plugging head:

- a) Machine an internal circular shoulder to seal against the circumferential gasket carried on the plugging head.

Completion Plug: The completion plug shall be machined from a stress relieved carbon steel weldment. It shall contain two (2) circumferential grooves: one to receive the locking devices from the Line stop flange, and the second to contain a compressible "O" ring to seal pressure tight against the bore of the flange.

**Blind Flange:** Each Line stop fitting shall be closed with a blind flange. Facing and drilling of the blind flange shall be compatible with that of the Line stop flange. Minimum blind flange thickness shall be that of AWWA Spec. 207, Class D.

**Saddle Alignment Marking:** Each saddle-half shall be matched and marked with serial numbers, to insure proper alignment in the field.

**Fasteners:** All bolts, studs, and nuts used on Line stop, drain/equalization fittings, blind flange, and other elements that shall remain upon completion of the work shall be stainless steel and meet the requirements of ASTM F 593.

**General:** Manufacturer will exercise extreme care to insure that weldments are of adequate strength, properly shaped, securely reinforced, and free from distortion that could stress the ductile iron main during installation, pressure tapping, or Line stopping operations. All steel shall meet the requirements of ASTM A36, as a minimum. All weldments shall be braced and stress relieved.

**Gaskets:** Shall be molded from elastomer compounds that resist compression setting and are compatible with water in the 32 to 140 deg. F temperature range.

**Upper Line stop Flange Saddle:** Shall consist of a saddle plate, a Line stop flange, and a Line Stop nozzle. The interior of the saddle plate, adjacent to and concentric with the O.D. of the nozzle, shall be grooved to retain a gasket which shall seal the saddle plate to the exterior of the ductile iron main. This gasket shall constitute the only seal between the main and the fitting. The flange saddle shall also meet the following requirements:

- a) Saddle plate shall be of a minimum of 0.375" in thickness. It shall be shaped to be concentric to the outside of the ductile iron main. The smallest I.D. of the saddle and its interior rings shall exceed the O.D. of the main by a minimum of 0.250" to allow for ovality of the main;
- b) Line stop nozzle of 0.375" min. wall thickness shall be securely welded to the saddle plate;
- c) The Line Stop flange shall be securely welded to the nozzle. After welding, the assembly shall be braced, stress relieved, and bored to receive the completion plug and the circumferential gasket of the Line Stop machine plugging head; and,
- d) Bolt, nut of stud, nut, and washer assemblies shall be furnished to draw the upper and lower saddles together for sealing. Bolting brackets shall be gusseted.

**Lower Saddle Plate:** Saddle plate shall be of a minimum 0.375" thickness and shall be shaped to be concentric to the outside brackets shall match upper half.

## **EQUIPMENT**

The equipment shall consist of a cylindrical plugging head that contains a flat, expandable elastomer sealing element. The plugging head shall be advanced into and retracted from the main by means of a linear actuator. When retracted, the plugging head and carrier are housed in an adapter, bolted pressure tight between the tapping valve and the actuator.

**Sealing Element:** The element shall be monolithically molded from a suitable polyurethane compound. The element shall be flat in a plane perpendicular to the flow in the main. Minimum thickness of the element shall be 4". The bottom of the element shall be semi-circular to conform to the bore of the main.

**Drilling equipment:** Shall be in good working condition, equipped with power drive to insure smooth cutting, and to minimize shock and vibration. Cutting equipment shall be carbide tipped and capable of being replaced without removal from the jobsite.

**Plugging Head:** The diameter of the cylindrical plugging head shall be slightly smaller than the bore of the Line Stop nozzle. The plugging head shall have a suitable circumferential gasket to seal against the shoulder in the Line stop

nozzle. This gasket shall also seal against the sealing element to prevent bypass flow around the Line stop.

Deposits in Bore of Main: The semi-cylindrical bottom of the plugging head shall be designed to break and dislodge tuberculation and other deposits in the bore of the main which might interfere with a satisfactory Line stop.

## **CONSTRUCTION METHODS**

Installation of proposed line stops mains will require work in close proximity to existing utilities. This must be taken into consideration when the contractor determines the required trench safety requirements. All excavation shall conform to MIOSHA Standards; the Contractor is solely responsible for determining all excavation and trench safety requirements.

If necessary, The City will reduce the pressure to 100 psig or less for the duration of the installations. The entire operation of installing the line stop shall be accomplished without reduction of water pressure in the main(s) below 100 psig. It shall be the responsibility of the Contractor to verify pressure prior to commencing the installation.

### **Preliminary Field Inspection of Water Main:**

Dimensional, specification, and other data regarding the existing mains have been taken from existing records. This information may be inaccurate, out of date, and/or inadequate. The data have not been verified by field inspections. Further, the water main consists of ductile iron pipe which may contain dimensional and structural flaws. In addition, the Contractor shall anticipate that exterior main conditions, bells, service connections, or presence of adjoining utilities may require relocation of proposed line stop. Prior to proceeding with the installation of any line stop, it is necessary to know the exact main outside diameter of the water main, if it has any ovality, and the internal diameter of the pipe before line stop fittings and plugging head sealing elements can be manufactured and/or ordered.

Prior to ordering material, Contractor shall excavate at each proposed location and carefully measure the outside diameter of the water main with calipers along at least four (4) locations to determine ovality and the critical outside diameter of the water main. The Contractor shall determine main wall thickness, uniformity, and structural integrity by means of ultrasonic testing. Data shall be taken to determine extent of internal deposits, tuberculation, etc..

If the Engineer determines that Contractor's data are not adequate, the Engineer may direct Contractor to make one or more pressure taps on main to obtain test pipe coupons for the Engineer's evaluation. The minimum size of the test coupon shall be 5" diameter, drilled through a nominal 6" valve. Pressure tapping saddles and other materials used for inspection taps shall conform to the requirements of this Special Provision. The Contractor shall anticipate that heavy interior corrosion and/or tuberculation exists within the water main.

If, in Engineer's opinion, the proposed location is unsatisfactory based on measurements of the existing pipe at the locations of the proposed line stops, the Engineer will direct excavation at another site. Excavating, de-watering, inspections, backfill, and restoration will be paid for separately in accordance with the applicable contract unit prices or Section 109.05.C and 109.05.D whichever the Engineer deems most appropriate.

Because of possible internal corrosion and deposits in existing water mains, a "bottle-tight" shut down may not occur. A satisfactory shutdown which allows the work to be accomplished (i.e. valve replacement, water main tie-in, etc.) using drainage pumps to de-water excavations, with workmen wearing boots and raingear, if necessary, must be obtained. The Contractor will not be allowed to proceed with further work until an acceptable shutdown is achieved. The Contractor shall be aware that this may require the halting of work and re-scheduling of all work operations.

Contractor shall power wire brush and grind the exterior of the water main to remove any debris, corrosion deposits, or other surface irregularities that might interfere with proper seating and sealing of each line stop fitting against each

main. Any structural defects in the water main, service connections, appurtenances, adjacent utilities, etc., that could interfere with the line stop installation shall be immediately reported to Engineer.

All line stop fittings and appurtenances shall be cleaned and disinfected in accordance with the current City of Ann Arbor Public Services Area Standard Specifications prior to bolting any of the line stop fittings in place or commencing any pipe cutting.

Contractor shall fit upper and lower saddle plate assemblies to main, thoroughly checking for proper fit to main. Under no circumstances shall Contractor attempt to force, reshape, or bend saddle plates by excessive tightening of saddle studs while the line stop fitting is assembled around the main. Any required retrofitting shall be accomplished with the fitting removed from the main. Any damage to fitting, accessories, or main shall be repaired at Contractor's expense to the satisfaction of Engineer.

Upper and Lower saddle halves shall be drawn together by bolt assemblies and the Saddle plates shall be bolted together in the horizontal position.

All line stop work shall be performed in accordance with the equipment manufacturers approved work procedures and installation guidelines.

Final closure of the water main shall be accomplished by insertion of a manufacturer-approved completion plug. The Contractor shall test the completion plug sealing through the use of a bleed off assembly in the machine housing.

The Contractor shall remove the temporary valve and the installation of a blind flange shall be completed.

The Contractor shall place polyethylene encasement meeting the requirements of the City of Ann Arbor Standard Specifications for Construction around the upper and lower saddle halves, the blind flange, and to a point at least 1 foot on either side of the saddle halves. All polyethylene encasement shall be securely taped to the water main such that water entry is minimized to the greatest extent possible.

#### Lighting Requirements for Nighttime Water Main Work:

Night work shall be lighted to an average intensity of 108 lux minimum. Sufficient light sources shall be provided to achieve this illumination requirement. The lighting scheme shall be submitted to the Engineer for review and approval. Nighttime water main work will not be allowed to begin until such time as the lighting scheme has been approved by the Engineer.

The lighting shall allow the inspector to clearly see and inspect all work operations, including pipe, fitting, and valve installations, disinfection of the pipe, pipe cleaning, and all other night work.

Lighting systems may be fixed, portable, or equipment mounted. A power source shall be supplied with sufficient capacity to operate the lighting system. The lighting system(s) shall be arranged such that they do not interfere with the vision of motorists or unnecessarily illuminate surrounding properties or residences.

### **MEASUREMENT AND PAYMENT**

The unit prices for this item of work shall include all labor, material, and equipment costs to perform all the work specified in the Standard Specifications and as modified by this Detailed Specification.

<b><u>PAY ITEM</u></b>	<b><u>PAY UNIT</u></b>
Temporary 6 inch or 8 inch Water Main Line Stop	Each

All work shall be paid in full at the contract unit prices which shall include all the labor, materials, and equipment required to perform the work as detailed herein. This shall also include all required costs associated with night time work, supplemental lighting, and all other required elements of the work.



**DETAILED SPECIFICATION  
FOR**

**ITEM #221 – HMA PAVEMENT, BASE OR LEVELING, 13A**

**ITEM #222 – HMA PAVEMENT, WEARING, 13A**

**ITEM #223 – HMA PAVEMENT, 13A – (BASKETBALL COURT AND TRACK – 1.5’)**

**ITEM #224 – HMA PAVEMENT, 36A – (BASKETBALL COURT AND TRACK – 1.5’)**

**DESCRIPTION**

This work shall consist of constructing HMA pavement base, leveling, and surface courses in accordance with Division 5 and Section 806 of the 2003 edition of the MDOT Standard Specifications, current supplemental MDOT specifications, and the City of Ann Arbor Standard Specifications, except as modified herein, and as directed by the Engineer.

**MATERIALS AND EQUIPMENT**

General

The HMA mixture to be used for this work shall be MDOT 13A and MDOT 36A. Other mixtures may be used for the item “Temporary HMA Pavement” as approved by the Engineer.

Asphalt Binders shall be grade PG 52-28, PG 58-22, PG 58-28, or PG 64-22, as directed by the Engineer, and shall meet the requirements specified in Section 904 of the 2003 edition of the MDOT Standard Specifications, and any current supplemental MDOT specifications. Binders for Superpave mixes shall be PG 58-22 for base and leveling courses, and PG 70-28(p) for the wearing course.

The Aggregate Wear Index (AWI) number for this project is 260. This AWI number applies to all aggregates used in all top course mixtures. Blending aggregates to achieve this AWI requirement is permitted in accordance with current MDOT Standards, and Supplemental Specifications.

Reclaimed Asphalt Pavement (RAP) in HMA Mixtures

The use of Reclaimed Asphalt Pavement (RAP) in HMA mixtures shall be in accordance with Section 501.02.A.2 of the 2003 edition of the MDOT Standard Specifications, and the City of Ann Arbor Standard Specifications.

**CONSTRUCTION METHODS**

All concrete work shall be completed prior to placing HMA mixtures.

The Contractor shall have a 10-foot long straight-edge, backhoe, air-compressor and jackhammer available during all paving operations.

Prior to placing the bond coat, the Contractor shall kill all vegetation (within the area to be paved) by applying an approved weed killer ("Round-Up" by Monsanto, or equal), shall thoroughly clean all joints & cracks in the existing pavement (and any gutter to be overlaid) with compressed air and/or vacuum-type street cleaning equipment to remove all dirt and debris to a depth of at least 1-inch, and shall thoroughly clean the entire surface to be paved, with a Vac-All or similar vacuum-type street cleaning equipment.

MDOT SS-1h bond coat shall be applied at a uniform rate of 0.05 gallons/square yard, on all exposed, existing HMA and concrete surfaces which will come in contact with the new HMA material. The Contractor shall take extra care to avoid covering surfaces which are not to be paved. After September 15, SS-1h bond coat shall not be diluted by more than 25%.

The Contractor shall place HMA wedges using the base, leveling, and wearing mixtures specified herein, as directed by the Engineer, prior to placing the wearing course. Such wedging shall be measured and paid for at the respective unit price of the appropriate HMA Pavement item.

Construction of butt joints, where directed by the Engineer, shall be included in this item of work.

The Contractor shall schedule the paving operation to avoid longitudinal cold joints.

HMA wearing and leveling courses shall be placed in lifts of 2-inches or less; base courses shall be placed in lifts of 3-inches or less.

All specified HMA thickness dimensions are compacted-in-place.

The Contractor shall construct the pavement courses to provide the final cross-slopes (crowns) specified by the Engineer.

The Contractor shall construct feather joints, and shall feather the leveling and wearing courses at structures, in drive approaches, and at intersection joints, as directed by the Engineer. Feather joints shall vary the thickness of the asphalt from 0.0-inches to the required full paving thickness (approximately 1½-inches) over a 5-foot to 15-foot distance, or as directed by the Engineer. The Contractor shall rake all large aggregates out of the HMA mixture in feather joints, prior to compaction.

The Contractor shall provide a minimum of two rakers during the placement of all wearing and leveling courses. Further, the Contractor shall provide, when directed by the Engineer, a second "Break-Down" roller in order to achieve the specified asphalt densities.

The Contractor shall provide a minimum of 24-hours notice to the Engineer prior to paving, and shall obtain a "Permit To Pave" from the Engineer in advance of scheduling paving.

The Contractor and Engineer shall carefully observe the paving operation for signs of faulty mixtures. Points of weakness in the surface shall be removed or corrected by the Contractor, at his/her expense, prior to paving subsequent lifts of HMA material. Such corrective action may include the removal and replacement of thin or contaminated sections of pavement, including sections that are weak or unstable. Once the Contractor or his representative is notified by the Engineer that the material being placed is out of allowable tolerances, or there is a problem with the paving operation, the Contractor shall stop the paving operation at once, and shall not be permitted to continue placing HMA material until again authorized by the Engineer.

During the placement of leveling and wearing courses, the speed of the paving machine(s) shall not exceed 50-feet per minute.

The Contractor shall furnish and operate enough materials and equipment so as to keep the paving machine(s) moving continuously at all times. Failure to do so shall be cause for the suspension of the paving operation until the Contractor can demonstrate to the satisfaction of the Engineer, that sufficient resources have been dedicated to perform the work in accordance with the specifications.

Each layer of HMA mixture shall be compacted to between 92 to 96 percent (or as determined acceptable by the engineer) of the theoretical maximum density, as listed on the approved Job Mix Formula.

At various times throughout the work, the Engineer may direct the Contractor to use smaller and/or lighter equipment, and to defer certain work tasks, in order to protect the grade and/or adjacent areas. The Contractor shall not be entitled to any additional compensation for the use of smaller equipment, lighter equipment, or work task deferral.

### Temporary HMA Pavement

At locations that need to be reopened to traffic prior to final paving, the Engineer may direct the Contractor to construct temporary HMA patches in order to maintain traffic through intersections or at other locations as directed by the Engineer.

Maintenance of the temporary pavement, including placement of additional material as directed by the Engineer to address any rutting or cracking, shall be included in this item of work. Removal of temporary patches prior to final paving shall also be included in this item of work.

Any sawcutting, removals, and preparation of base materials prior to placing Temporary HMA Pavement shall be included in the item of work "Machine Grading, Modified."

**MEASUREMENT AND PAYMENT**

Measurement of these HMA paving items shall be by the ton, in place. Unused portions of material loads shall be returned to the plant and re-weighed, and the corrected weight slip shall be provided to the Engineer. All weight slips must include the type of mixture (codes are not acceptable), as well as vehicle number, gross weight, tare weight and net weight.

Price adjustments shall be enforced as described at Section 4.00.19 MDOT Standard Specifications (1990 edition) and will be based on the City's testing reports.

All costs for furnishing and operating vacuum-type street cleaning equipment, backhoes, jackhammers, and air compressors shall be included in the bid prices for these items of work or in the item of work "General Conditions."

The completed work as measured for these items of work will be paid for at the Contract Unit Prices for the following Contract (Pay) Items:

<b><u>PAY ITEM</u></b>	<b><u>PAY UNIT</u></b>
HMA Pavement, Base or Leveling, 13A	Ton
HMA Pavement, Wearing, 13A	Ton
HMA Pavement, 13A – (Basketball Court and Track – 1.5”)	Ton
HMA Pavement, 36A – (Basketball Court and Track – 1.5”)	Ton

The unit prices for these items of work shall include all labor, material, and equipment costs to perform all the work specified in the Standard Specifications and as modified by this Detailed Specification.

**DETAILED SPECIFICATION  
FOR  
ITEM #225 – TEMPORARY HMA PAVMENT**

**DESCRIPTION**

This work shall consist of patching existing HMA and concrete pavements as specified in Division 5 of the 2012 edition of the MDOT Standard Specifications, current supplemental MDOT specifications, and the City of Ann Arbor Standard Specifications, except as modified herein, and as directed by the Engineer.

**MATERIALS**

The HMA mixtures to be used for this work shall be MDOT No. 11A, 36A, 13A, 2C, 3C, or 4C, as directed by the Engineer.

Asphalt Binders shall be grade PG 52-28, PG 58-22, PG 58-28, or PG 64-22, as directed by the Engineer, and shall meet the requirements specified in Section 904 of the 2012 edition of the MDOT Standard Specifications, and any current supplemental MDOT specifications.

The Aggregate Wear Index (AWI) number for this project is 260. This AWI number applies to all aggregates used in all top course mixtures. Blending aggregates to achieve this AWI requirement is permitted in accordance with current MDOT Standards, and Supplemental Specifications.

**CONSTRUCTION METHODS**

All areas excavated on any given day shall be patched, compacted and opened to traffic, that same day.

The Contractor shall provide a 10-foot long straight-edge during all paving operations.

The aggregate base and/or subgrade of all patch areas which are, or become, damp or wet, shall be dried by aerating, or by other methods approved by the Engineer.

The aggregate base and/or subgrade of each patch shall be evenly graded and trimmed, and shall be compacted by the use of a vibratory plate compactor or other approved method(s) to not less than 98% of its maximum unit weight.

Prior to placing HMA patching material, all patch areas shall be cleaned with compressed air, and/or vacuum type street cleaning equipment (Vac-all), to remove dirt and loose material. Compressed air shall be from a source which provides a minimum of 90 psi and 150 cubic feet per minute of air at the nozzle.

All asphalt and concrete surfaces within all patch areas shall be covered with MDOT SS-1h bond coat, applied at a rate of 0.05 gallons/square yard. The bond coat shall be applied with a power distributor hand sprayer.

The Contractor shall use an asphalt paver or spreader box to place HMA mixtures. The Contractor shall not use a grader, front-end loader or any similar device to place HMA mixtures. For small areas, where approved by the Engineer, the Contractor may place the material by hand directly into patch areas. The Contractor shall not place HMA materials on adjacent pavement surfaces.

HMA mixtures shall be placed in lifts not exceeding 3-inches (approximately 3½-inch loose). Each layer of HMA

mixture shall be compacted to between 92 to 96 percent (or as determined acceptable by the engineer) of the theoretical maximum density, as listed on the approved Job Mix Formula.

HMA mixtures shall be compacted by the use of an approved vibratory roller. At small patches, an approved vibratory plate compactor shall be used.

Spot Wedging, Spot Leveling, and Finish Patching shall be performed in accordance with this Detailed Specification and as directed by the Engineer, using the HMA mixture(s) directed by the Engineer.

The completed work of patching, spot wedging, spot leveling and finished patching shall provide a smooth riding surface, to the satisfaction of the Engineer.

At various times throughout the work, the Engineer may direct the Contractor to use smaller and/or lighter equipment, and to defer certain work tasks, in order to protect the grade and/or adjacent areas. The Contractor shall not be entitled to any additional compensation for the use of smaller equipment, lighter equipment, or work task deferral.

### **MEASUREMENT AND PAYMENT**

Measurement shall be by the ton, in place. Unused HMA material shall be returned to the plant and re-weighed, and a corrected weight slip shall be provided to the Engineer. Weight slips shall include the type of mixtures (codes are not acceptable), as well as the truck number, gross weight, tare weight and net weight.

Price adjustments shall be enforced as described at Section 4.00.19 MDOT Standard Specifications (1990 edition), and will be based on testing reports provided by the City's testing representatives.

The completed work as measured for these items of work will be paid for at the Contract Unit Prices for the following Contract (Pay) Items:

#### **PAY ITEM**

#### **PAY UNIT**

Temporary HMA Pavement

Ton

The unit prices for these items of work shall include all labor, material, and equipment costs to perform all the work specified in the Standard Specifications and as modified by this Detailed Specification.

## DETAILED SPECIFICATION

### FOR:

**ITEM #230 - REMOVE CONCRETE CURB OR CURB & GUTTER - ANY TYPE**

**ITEM #231 - REMOVE CONCRETE SIDEWALK AND DRIVE - ANY THICKNESS**

### DESCRIPTION

This work shall consist of removing concrete curb, gutter, curb and gutter, integral curb, sidewalk, sidewalk ramps, drive openings, and drives as shown on the Plans, as detailed in the Specifications, and as directed by the Engineer, in accordance with Section 204 of the 2012 MDOT Standard Specifications for Construction, except as specified herein, and as directed by the Engineer.

### CONSTRUCTION METHOD

**The Contractor shall remove concrete curb, gutter, curb & gutter, integral curb, pavement, trench drain and related materials, sidewalk, sidewalk ramps, drive openings, and drives, all regardless of the type and thickness, and all as shown on the Plans, as detailed in the Specifications, and as directed by the Engineer.**

Prior to the start of removals, the Engineer and Contractor together shall field measure all removals.

The Contractor shall perform full-depth saw cutting at removal limits, including those necessary to construct 2-foot wide MDOT Type M drive openings, and including those necessary to provide for the partial removal of existing drive approaches as shown on the Plans, as directed by the Engineer, and as marked for removal. The Contractor shall cut steel reinforcement bars as directed by the Engineer at all areas of removal.

The Contractor shall remove, salvage, deliver to any location within the City limits, and neatly stack/stockpile all bricks, if present, as directed by the Engineer.

The Contractor shall excavate, cut, remove stumps, remove brush, remove trench drain, clean out, related piping, place pipe bulkheads, grade, and trim as needed and as directed, and shall import, furnish, fill, place, grade, and compact granular material as needed to: construct new concrete items; to repair or replace existing concrete items; to relocate existing concrete items to their new specified/directed elevations/locations, including all necessary grading at elevation changes of curb and gutter, sidewalks and ramps; and at locations where existing concrete items are to be removed and turf is to be established in its place.

**The Contractor shall coordinate with the City Forester prior to the removal of any tree roots.**

At various times throughout the work, the Engineer may direct the Contractor to use smaller and/or lighter equipment, and to defer certain work tasks, in order to protect the grade and/or adjacent areas. The Contractor shall not be entitled to any additional compensation for the use of smaller equipment, lighter equipment, or work task deferral.

The Contractor shall re-shape, re-grade, and re-compact the existing roadbed materials to the cross-section(s) as indicated on the Plans, as detailed in the Specifications, and as directed by the Engineer. The Contractor shall use blade graders, maintainers, vibratory rollers, and/or other equipment as necessary, and as directed by the Engineer. The use of each specific piece of equipment is subject to the approval of the Engineer.

The Engineer may direct aggregate base materials to be either removed from or added to the job-site, to properly complete the work. Where the Engineer directs the addition of such materials, they shall be paid for as either the Item of Work: "Aggregate Base Course, 4G - C. I. P. ". Where the Engineer directs such materials to be removed, they will not be paid for separately, but shall be included in the appropriate concrete removal item.

Where existing concrete curb & gutter is to be replaced on a street with a concrete (or brick) base, the Engineer may direct the Contractor to remove a 1-to-2-foot wide, full-depth section of pavement and pavement base from

immediately in front of the curb & gutter. As part of this pavement/base removal, the Contractor shall perform additional (double) full-depth saw-cutting along the entire removal limits, and shall take sufficient care so as not to damage and/or disturb any adjacent pavement, pavement base, and/or any other site feature, all as directed by the Engineer. The removals shall be to a sufficient width and depth to allow for the placement and removal of the curb & gutter formwork. After the removal of the formwork, the Contractor shall replace the concrete base to its original thickness and elevation(s).

Excavated/removal areas shall be adequately protected with barricades or fencing at all times.

Removed or excavated materials which are not incorporated into the work shall become the property of the Contractor and shall be immediately removed and properly disposed of off-site. Removed or excavated materials may not be stockpiled overnight on, or adjacent to, the site.

Subbase or subgrade removed without authorization by the Engineer shall be replaced and compacted by the Contractor at the Contractor's expense, with materials specified by the Engineer.

The Contractor shall restore all disturbed areas to better than or equal to their original condition. This includes the placement and compaction of 2.5 inches of topsoil, followed by the placement of grass seed, followed by the placement of 0.5 inches of topsoil at all turf restoration locations, and at locations where concrete items are removed and turf is to be established. All restoration work and materials shall be in accordance with the City Standard Specifications. Restoration work must be performed within one week of the placement of the wearing course for each street.

### **MEASUREMENT AND PAYMENT**

Sidewalk ramp and trench drain and related removals shall be measured and paid for as "Remove Concrete Sidewalk and Driveways - Any Thickness".

Payment for saw cutting to create or modify Type M openings, and to allow for the partial removal of existing drives shall be included in the price of the item of work, "Remove Concrete Sidewalk & Driveways - Any Thickness", and will not be paid for separately.

All sawcutting required for removals shall be included in the appropriate item of work, and will not be paid for separately.

Restoration work, including backfilling, compacting, HMA patching adjacent to concrete items, topsoiling and seeding will not be paid for separately, but shall be included in the appropriate associated items of work.

Concrete removal items shall be field measured and paid for at the Contract Unit Prices for their respective Contract (Pay) Items as follows:

#### **PAY ITEM**

#### **PAY UNIT**

Remove Concrete Curb or Curb & Gutter - Any Type

Lineal Foot

Remove Concrete Sidewalk & Driveways - Any Thickness

Square Foot

The unit prices for these items of work shall include all labor, material, and equipment costs to perform all the work specified in the Standard Specifications and as modified by this Detailed Specification.

**DETAILED SPECIFICATION  
FOR**

**ITEM #235 CONCRETE CURB OR CURB & GUTTER - ANY TYPE**  
**ITEM #237 4 OR 6-INCH CONCRETE SIDEWALK, RAMP, OR DRIVE**

**DESCRIPTION**

This work shall consist of constructing concrete items including curb, gutter, curb and gutter, sidewalks, drive approaches, MDOT Type M drive openings, steel reinforcement, mechanical anchors and hook bolts, all of any type and/or dimensions, all of either regular, fibermesh reinforced, and/or high-early concrete, in accordance with Sections 601, 602, 603, 801, 802, and 803 of the 2012 MDOT Standard Specifications for Construction, except as specified herein, as shown on the Plans, as shown in this Detailed Specification, and as directed by the Engineer.

**The Contractor is responsible to construct all sidewalks, sidewalk ramps, curbs, and all other concrete items within ADAAG compliance.** All sidewalks and curb ramps must be constructed in accordance with MDOT Standard Detail R-28-H (version in place at time of the bid letting).

**MATERIALS**

Concrete mixtures shall be as follows (or as directed by the Engineer), and concrete materials shall meet the requirements specified in the referenced sections of the MDOT Standard Specifications:

<u>Concrete Item</u>	<u>Concrete Mixture</u>	<u>MDOT Section</u>
Curb or Curb & Gutter	P1, 6-sack	601
4" or 6" Sidewalk, Ramp, Or Drive	P1, 6-sack	601

**CONSTRUCTION METHODS**

**General**

Concrete items, including sidewalk, non-integral curb/gutter, drives, and structure adjustments shall be completed prior to the placement of pavement.

All subgrade work shall be completed prior to placing concrete items, unless directed or approved by the Engineer.

The subbase shall be trimmed to final elevation before placing curb. Curb shall not be placed on a pedestal or mound.

The Contractor shall excavate, cut, remove stumps, remove brush, remove pavement, grade, and trim as needed and as directed, and shall import, furnish, fill, place, grade, and compact MDOT Class II granular material and MDOT 21AA, Modified Aggregate material as needed to: construct new concrete items; to repair or replace existing concrete items; to relocate existing concrete items to their new specified/directed elevations/locations, including all necessary grading at elevation changes of curb and gutter, sidewalks and ramps; and at locations where existing concrete items are to be removed and turf is to be established in its place.

At locations where the subgrade, subbase or base becomes either disturbed, saturated or otherwise damaged, and where directed by the Engineer, the Contractor shall remove a minimum 6-inch thick layer of the subgrade, subbase or base, and replace it with approved MDOT 21AA, Modified Aggregate material, compacted in place.

**The Contractor shall coordinate with the City Forester prior to the removal of any tree roots.**

The Contractor is responsible for any damage to concrete items, including but not limited to vandalism; vehicular, pedestrian and/or miscellaneous structural damage; surface texture damage; and rain damage.

The Contractor shall maintain on-site at all times, a sufficient quantity of adequate materials to protect concrete items.



The Engineer may suspend or defer concrete placement if rain protection is not available. The Contractor shall not be entitled to any additional compensation due to work suspension or deferral resulting from a lack of adequate rain protection.

The Contractor shall perform full-depth saw cutting at removal limits, including those necessary to construct 2-foot wide Type M drive openings, and including those necessary to provide for the partial removal of existing drive approaches, as shown on the Plans, as directed by the Engineer, and as marked for removal.

The subbase and adjacent concrete shall be sufficiently wet-down with water prior to placing concrete, to prevent water loss from the new concrete, and to form a better bond between old and new concrete. If a cold-joint becomes necessary, (the) existing concrete surface(s) shall be cleaned with compressed air to expose the aggregate in the concrete.

Where it is necessary to remove existing pavement to provide space for concrete formwork, a sufficient amount of the existing pavement shall be removed to allow for the use of a vibratory plate compactor in front of the curb.

Where concrete items are placed in areas adjacent to existing pavement that is beyond the general resurfacing (pavement removal and/or milling) limits, the adjacent pavement area shall be backfilled and permanently patched within 48-hours of the removal of concrete formwork. The backfill material shall be MDOT 21AA, Modified aggregate compacted in place to 95%, up to the elevation of the proposed bottom of pavement. The pavement patching material(s) shall be as specified and as directed by the Engineer.

Where concrete items are placed adjacent to existing pavement that is within areas scheduled for subsequent pavement removal and/or milling, the adjacent pavement area shall, within 48-hours of the removal of concrete formwork, be backfilled with MDOT 21AA, Modified aggregate compacted in place to 95% up to the elevation of the bottom of the adjacent pavement.

Prior to compacting backfill in front of curb and gutter, the back of curb shall be backfilled with approved material and compacted by mechanical means to 95%.

All work in Transformer Park shall be coordinated with the City prior to start of work. The colored 'wave' shall be formed, poured, and seoured prior to placement of washed aggregate concrete adjacent to 'wave'. Washed aggregate concrete and related work shall be considered included regular concrete pay items.

**At various times throughout the work, the Engineer may direct the Contractor to use smaller and/or lighter equipment, and to defer certain work tasks, in order to protect the grade and/or adjacent areas. The Contractor shall not be entitled to any additional compensation for the use of smaller equipment, lighter equipment, or work task deferral.**

#### Restoration

The Contractor shall restore all disturbed areas to better than or equal to their original condition within two calendar days from the date of concrete placement. This includes the placement and compaction of 2.5 inches of topsoil, followed by the placement of grass seed, followed by the placement of 0.5 inches of topsoil, at all turf restoration locations, and at locations where concrete items are removed and turf is to be established. **Restoration shall also include the replacement of any brickwork, decorative stone, or other adjacent materials.** All restoration work and materials shall be in accordance with the City Standard Specifications.

#### Reinforcement

All steel reinforcement, mechanical anchors and hook bolts, all of any type and/or dimensions shall be provided and installed per the Engineer and plans. All costs associated with reinforcement, anchors, and hook bolts is considered incidental to the concrete work.

#### Contraction Joints in Sidewalk

Contraction joints shall be placed at 5-foot intervals and may be tooled or sawed. The method of forming joints and spacing shall be approved by the Engineer prior to construction.

#### Expansion Joints in Sidewalks

$\frac{3}{4}$ -inch wide expansion joints shall be placed through concrete sidewalks in line with the extension of all property lines, at all expansion joints in the abutting curb, gutter, and combination curb and gutter, and as directed by the Engineer. Transverse expansion joints shall be placed through the sidewalks at uniform intervals of not more than 300-feet.

$\frac{1}{2}$ -inch wide expansion joints shall be placed between the sidewalk and back of abutting curb or gutter, at the juncture of two sidewalks, between the sidewalk and buildings and other rigid structures, and as directed by the Engineer.

#### Expansion Joints in Curb and Gutter

$\frac{3}{4}$ -inch wide expansion joints shall be placed at all street returns, at all expansion joints in an abutting pavement, at each side of all driveways (at radius points), elsewhere at 300-foot maximum intervals, and as directed by the Engineer.

Expansion joint material shall extend to the full depth of the joint. After installation, the top shall not be above the concrete nor be more than  $\frac{1}{2}$ -inch below it. No reinforcing steel shall extend through expansion joints.

#### Plane of Weakness Joints in Curb and Gutter

Intermediate plane of weakness joints shall be placed to divide the structure into uniform sections, normally 10-feet in length, with a minimum being 8-feet in length, and shall be placed opposite all plane of weakness joints in the abutting concrete base course.

Plane of weakness joints shall be formed by narrow divider plates, which shall extend 3-inches into the exposed surfaces of the curb or curb and gutter. Plates shall be notched, if necessary, to permit the steel reinforcement to be continuous through the joint.

### **MEASUREMENT AND PAYMENT**

The work of furnishing and installing mechanical anchors and hook bolts will be considered incidental to the work item.

No additional compensation will be paid for the construction of concrete items adjacent to existing concrete curb, gutter, pavement, or any other pavement or surface feature(s).

No additional compensation will be paid for the removal of a 6-inch thick layer of the subgrade, subbase or base, and replacement with approved aggregate material, compacted in place.

A deduction in length for catch basins and inlet castings will be made to measurements of Curb and Gutter.

Curb, gutter, curb and gutter, and MDOT type M openings, shall be paid as "Concrete Curb or Curb & Gutter - ALL TYPES."

All miscellaneous hand work is considered included in the pay items of work and shall not be paid for separately.

Restoration work, including backfilling, compacting, HMA patching adjacent to concrete items, topsoiling and seeding will not be paid for separately, but shall be included in the appropriate associated items of work.

Payment for saw cutting for Type M openings and for partial removal of existing drives shall be included in the price for the item of work, "Remove Concrete Sidewalk & Driveways - Any Thickness", and will not be paid for separately.

Payment for the removal of HMA pavement and aggregate base to provide space for concrete formwork and vibratory plate compactor shall be included in the price for the item of work, "Remove Concrete Curb and Gutter - Any Type", and will not be paid for separately.

The Item, "Detectable Warnings, Cast In Place" will be measured and paid for by the square foot of area stamped, typically 2' x 5'. This measurement/payment is in addition to the measurement/payment for the concrete ramp placement.

Completed work as measured for these items of work will be paid for at Contract Unit Price for the following Contract (Pay) Items:

**PAY ITEMS**

Concrete Curb or Curb & Gutter - Any Type  
4 or 6-Inch Concrete Sidewalk, Ramp, or Drive

**PAY UNIT**

Lineal Foot  
Square Foot

The unit prices for these items of work shall include all labor, material, and equipment costs to perform all the work specified in the Standard Specifications and as modified by this Detailed Specification.

**DETAILED SPECIFICATION  
FOR  
ITEM #240 –DETECTABLE WARNING, CAST IN PLACE**

**DESCRIPTION**

This work shall consist of furnishing and installing cast in place detectable warning units in compliance to the Americans with Disability Act (ADA). All work shall be in accordance with MDOT Standard Detail R-28-H (version in place at time of the bid letting).

**MATERIALS AND CONSTRUCTION METHODS**

The detectable warning tiles shall be ceramic cement or composite polymer concrete (CRC), colored as Federal Number 22144 (frequently referred to as "Colonial Red" or "Brick Red"). The detectable warning tiles shall meet the following dimensions and tolerances:

1. Dimensions: Cast In Place Detectable/tactile Warning Surface Tiles shall be held within the following dimensions and tolerances:  
  
Length: 24"  
Width: The full width of the approaching walk (60" for typical sidewalk)  
Depth: 1.375 (1-3/8") (+/-) 5% max.  
Face Thickness: 0.1875 (3/16") (+/-) 5% max. Warpage of Edge: 0.5% max.  
Embedment Flange Spacing: shall be no greater than 3.1"
2. Water Absorption of Tile when tested by ASTM D 570-98 not to exceed 0.05%.
3. Slip Resistance of Tile when tested by ASTM C 1028-96 the combined Wet and Dry Static Co-Efficients of Friction not to be less than 0.80 on top of domes and field area.
4. Compressive Strength of Tile when tested by ASTM D 695-02a not to be less than 28,000 psi.
5. Tensile Strength of Tile when tested by ASTM D 638-03 not to be less than 19,000 psi.
6. Flexural Strength of Tile when tested by ASTM D 790-03 not to be less than 25,000 psi.
7. Chemical Stain Resistance of Tile when tested by ASTM D 543-95 (re approved 2001) to withstand without discoloration or staining - 10% hydrochloric acid, urine, saturated calcium chloride, black stamp pad ink, chewing gum, red aerosol paint, 10% ammonium hydroxide, 1% soap solution, turpentine, Urea 5%, diesel fuel and motor oil.
8. Abrasive Wear of Tile when tested by BYK - Gardner Tester ASTM D 2486-00 with reciprocating linear motion of  $37\pm$  cycles per minute over a 10" travel. The abrasive medium, a 40 grit Norton Metallite sand paper, to be fixed and leveled to a holder. The combined mass of the sled, weight and wood block is to be 3.2 lb. Average wear depth shall not exceed 0.060 after 1000 abrasion cycles when measured on the top surface of the dome representing the average of three measurement locations per sample.
9. Resistance to Wear of Unglazed Ceramic Tile by Taber Abrasion per ASTM C501-84 (re approved 2002) shall not be less than 500.
10. Fire Resistance of Tile when tested to ASTM E 84-05 flame spread shall be less than 15.
11. Gardner Impact to Geometry "GE" of the standard when tested by ASTM D 5420-04 to have a mean failure energy expressed as a function of specimen thickness of not less than 550 in. Ibf/in. A failure is noted when a crack is visible on either surface or when any brittle splitting is observed on the bottom plaque in the specimen.
12. Accelerated Weathering of Tile when tested by ASTM G 155-05a for 3000 hours shall exhibit the following result -  $\square E < 45$ , as well as no deterioration, fading or chalking of surface.
13. Accelerated Aging and Freeze Thaw Test of Tile and Adhesive System when tested to ASTM D 1037-99 shall show no evidence of cracking, delamination, warpage, checking, blistering, color change, loosening of tiles or other detrimental defects.
14. Salt and Spray Performance of Tile when tested to ASTM B 117-03 not to show any deterioration or other defects

after 200 hours of exposure.

15. AASHTO HB-17 single wheel HS20-44 loading "Standard Specifications for Highways and Bridges". The Cast In Place Tile shall be mounted on a concrete platform with a ½" airspace at the underside of the tile top plate then subjected to the specified maximum load of 10,400 lbs., corresponding to an 8000 lb individual wheel load and a 30% impact factor. The tile shall exhibit no visible damage at the maximum load of 10,400 lbs.
16. Embedment flange spacing shall be no greater than 3.1" center to center spacing as illustrated on the product Cast In Place drawing.

### **CONSTRUCTION METHODS**

The contractor shall follow manufacturer specifications for installation, except where they conflict with MDOT Standard Detail R-28-H (version in place at time of the bid letting).

### **MEASUREMENT AND PAYMENT**

The completed work as measured for this item of work will be paid for at the Contract Unit Prices for the following Contract (Pay) Item:

#### **PAY ITEM**

Detectable Warnings, Cast In Place

#### **PAY UNIT**

Square Foot

The unit price for this item of work shall include all labor, material, and equipment costs to perform all the work specified in the Standard Specifications and as modified by this Detailed Specification.

**DETAILED SPECIFICATION  
FOR  
ITEM #241 – ADJUST STRUCTURE COVER  
ITEM #242 – ADJUST CURB INLET STRUCTURE COVER  
ITEM #244 – STRUCTURE COVER**

**DESCRIPTION**

This work shall consist of reconstructing, repairing, adjusting, cleaning, and lowering structures, valve wells or boxes, and monument boxes of concrete and concrete block masonry; the replacing, salvaging and transporting of new and existing metal covers, and/or castings; including all excavation, backfilling, patching and the removal and proper disposal off-site of all excavated material and debris, all in accordance with Division 4 of the 2012 MDOT Standard Specifications for Construction, and the City Standard Specifications, except as specified herein, and except as directed by the Engineer.

**MATERIALS**

Materials shall meet the requirements of sections 403 and 601 of the 2012 MDOT Standard Specifications, except that concrete shall be MDOT HE, 8.4-sack per Section 601 of the 2012 MDOT Standard Specifications.

**CONSTRUCTION METHODS**

General

Materials shall be stored by the Contractor at locations arranged by the Contractor, subject to the approval of the Engineer. The Contractor shall not store materials or equipment, including metal castings and steel plates, on any lawn area.

Hidden or unknown utility structures may be encountered during the work. It is the Contractor's responsibility to inform the respective utility owner(s) of such findings. In such instances, the City may direct the Contractor to adjust the structure(s) to grade. This work will be paid as "Adjust Structure Covers".

Adjust Structure Cover

This item includes the final adjustment of castings of any type (including drop inlets) to their respective finished elevations, up or down a maximum of 15-inches.

Covers shall be adjusted after the leveling, skin leveling and/or patching course has been placed, unless otherwise authorized or directed by the Engineer.

All underground structure covers shall be adjusted such that their finished surface elevation is within ¼-inch of the finished surface sections, grades, slopes, and elevations, as shown on the Plans, and as directed by the Engineer. The work shall be verified by the use of a 10-foot straight-edge placed parallel with the pavement centerline. Structures not meeting the ¼-inch tolerance shall be readjusted and finish patched, as directed by the Engineer, at the Contractor's expense.

The Contractor is responsible to coordinate and arrange for the adjustment of all non-City utility manholes and valves (Edison, Gas, Cable, Ameritech, etc.) during this project. The Contractor will not be given any additional compensation for delays due to other utilities work. The work of coordinating with other utilities shall be paid for under the Contract Item "General Conditions."

All structure covers, utility covers, valve boxes or monument boxes shall be backfilled with MDOT HE, 8. 4-sack concrete from the depth of excavation necessary for adjustment, up to an elevation 2-inches below the top flange of the adjusted casting. This work shall be included in the respective items of work, and will not be paid for separately.

Structure Covers

This item shall consist of replacing covers and/or castings for structures, gate wells and inlet structures as shown on the Plans and as directed by the Engineer. All covers and/or castings shall conform to the model(s) specified, as follows:

<u>Type of Casting</u>	<u>MDOT Designation</u>	<u>NEENAH No. (Weight, Lbs)</u>	<u>EJIW No. (Weight, Lbs)</u>
Manhole Flange and Cover	A	R-1642 w/ Type C cover Type D cover (380 lbs.)	1040 w/ Type A cover Type M1 (300 lbs.)
Curb Inlet or Catch Basin	K	R-3249F (410 lbs.)	7045 (500 lbs.)
Gutter Inlet	K	R03448C, Type S Grate (285 lbs.)	5080, Type M2 grate (315 lbs.)

Frames and covers shall have machined bearing surfaces. Covers shall have two, 1-inch vent holes located opposite each other and 6-inches from the edge. Each cover shall have "SEWER" or "W" cast in the surface, whichever is applicable.

Castings and covers for monument and water-valve boxes will be provided by the City. The Contractor shall transport these new castings and covers to the site from the City Utilities Department yard at 4251 Stone School Road (Wheeler Center).

The Contractor shall deliver all salvaged covers and castings to the Wheeler Center within two days of their removal.

**MEASUREMENT AND PAYMENT**

Payment for transporting new and salvaged castings and covers to and from the Wheeler Center is included in the appropriate items of work.

Furnishing and placing flowable fill as backfill for these items will not be paid separately, but shall be included in the bid prices for these items of work.

Completed work as measured for these items of work will be paid for at Contract Unit Price for the following Contract (Pay) Items:

<b><u>PAY ITEM</u></b>	<b><u>PAY UNIT</u></b>
Adjust Structure Cover	Each
Adjust Curb Inlet Structure Cover	Each
Structure Cover	LBS

The unit prices for these items of work shall include all labor, material, and equipment costs to perform all the work specified in the Standard Specifications and as modified by this Detailed Specification.

**DETAILED SPECIFICATION  
FOR  
ITEM #252 - SEWER BULKHEAD, 4-INCH THROUGH 18-INCH DIAMETER**

**DESCRIPTION AND MATERIALS**

This work shall consist of constructing 12-inch Sewer, Trench Detail I, Modified storm sewers, and constructing sewer bulkheads, including the removal of existing storm sewers, as specified herein, as shown on the Plans, and as directed by the Engineer.

Materials shall meet the requirements of the City of Ann Arbor Standard Specifications. The sewer pipe may be either C-76 CL.IV R.C.P. or HDPE as specified in Division III.2B of the City Standard Specifications.

**CONSTRUCTION METHODS**

The Contractor shall install 12-inch Storm Sewer, and Sewer Bulkheads, as shown on the Plans, as detailed in the City Standard Specifications, and as directed by the Engineer.

The Contractor shall remove and properly dispose of all excavated materials, removed storm sewer and debris, and shall make connections between new and existing pipe and/or structures by means of appropriate "Fernco" type joint fasteners/couplings (or other methods approved by the Engineer), and bulkhead or abandon existing pipe and structures, all as directed by the Engineer.

The Contractor shall maintain line and grade of the sewer by means of a laser. The Engineer will establish line and grade for the sewer construction and will provide cut sheets for the Contractor's use.

All sewer removals shown on the Plans shall be included in the item of work "12-Inch Sewer, Trench Detail I, Modified".

In areas where the road is to be reconstructed, the Contractor may elect to perform sewer work prior to the removal of pavement and subgrade preparation. In such cases, the work associated with pavement removal, excavation, backfill, and the temporary patching of the trench as necessary for traffic maintenance, will not be paid for separately, but shall be included in these items of work. The Contractor shall place and compact Class II sand backfill in the trench up to the elevation where the prepared base or subbase is to begin, or as directed by the Engineer.

**MEASUREMENT AND PAYMENT**

Furnishing and placing flowable fill as backfill for these items will not be paid separately, but shall be included in the bid prices for these items of work.

The completed work as measured for these items of work will be paid for at the Contract Unit Price for the following Contract (Pay) Items:

**PAY ITEM**

**PAY UNIT**

Sewer Bulkhead, 4-Inch Through 18-Inch Diameter

Each

The unit prices for these items of work shall include all labor, material, and equipment costs to perform all the work specified in the Standard Specifications and as modified by this Detailed Specification.



**DETAILED SPECIFICATION  
FOR  
ITEM #254 - 6-INCH WRAPPED INFILTRATION PIPE**

**DESCRIPTION**

This work shall consist of furnishing and installing 6-inch diameter geotextile-wrapped, perforated or slotted infiltration pipe, using MDOT 4G, 17A, 25A, or 26A washed aggregate, as directed by the Engineer, for all backfill material.

**MATERIALS**

The materials shall meet the requirements referenced in Section 404 of the 2012 MDOT Standard Specifications, except as specified herein. The infiltration pipe shall be perforated. Split End Caps shall be placed on the end of all pipes. Split End Caps shall be manually perforated approximately 10 times using a 3/4-inch SPL bit in a manner not to affect the caps structural integrity.

The Geotextile Filter Fabric for encasing the infiltration pipe shall be an approved material such as nylon, polypropylene, fiberglass, or polyester, and shall be either woven, heat bonded, knitted, or of continuous fibers. The geotextile shall completely cover and be secured to the pipe. In an un-stretched condition, knitted polyester fabrics shall weigh at least 3.0 ounces per square yard, and all other geotextiles shall weigh at least 3.5 ounces per square yard. The fabric shall be strong and tough and have a porosity such that the fabric will retain soil particles larger than 0.106 mm (no. 140 sieve) and shall pass aggregate particles finer than 0.025 mm. Geotextiles shall be stored and handled carefully and in accordance with the both the manufacturer's recommendations and the Engineer's direction, and shall not be exposed to heat or direct sunlight. Torn or punctured geotextiles shall not be used.

**CONSTRUCTION METHODS**

Geotextile wrapped infiltration pipe shall be installed as shown on the Plans or as directed by the Engineer and in accordance with Section 404 of the 2012 MDOT Standard Specifications, except as specified herein.

The installation of infiltration pipe shall precede all other construction activities including but not limited to pavement milling, pavement pulverization, pavement removal, pavement patching, and curb repair.

The Contractor shall excavate, cut, remove stumps, remove brush, remove pavement, grade, and trim as needed and as directed, and shall import, furnish, fill, place, grade, and compact aggregate materials as needed to construct infiltration pipe as specified on the Plans, and as directed by the Engineer.

HMA pavement shall be cut full-depth, vertically straight, and horizontally straight, to the specified width by means of saw, jackhammer or other cutting method(s) approved by the Engineer. The use of backhoe mounted wheel-type pavement cutters may not be used on this project.

The trench shall be constructed to have a minimum width of 18-inches, and shall be typically excavated to a depth of between 36 and 54 inches, or to the depth specified in the Plans or directed by the Engineer.

The infiltration pipe shall be installed at the line, grade, and depth specified on the Plans or as directed by the Engineer. The minimum percent grade shall be per plan, and the minimum cover from top-of-pipe to finished top-of-pavement grade shall be 2-feet. The Contractor shall maintain line and grade by means of a laser. The Engineer will not provide line, grade or staking.

All ends of the pipe, except within manholes or inlets shall be closed with Split End Caps to prevent entrance of trench backfill material. Split End Caps shall be manually perforated approximately 10 times using a 3/4-inch drill bit in a manner not to affect the caps structural integrity. All couplings, tees, plugs, and other fittings shall be manufactured

and installed so as to prevent any infiltration of trench backfill material.

The Contractor shall tap at least one end of the infiltration pipe into a storm sewer structure, as directed by the Engineer.

During the construction of infiltration pipe runs, the Engineer may direct the Contractor to terminate or modify infiltration pipe construction due to conflicts with buried obstructions or if the minimum 2-foot cover cannot be maintained. There will be no adjustment to the Contract Unit Price due to changes in quantity.

The first lift (bedding) of backfill shall be "Infiltration Trench" material to a maximum thickness of 3-inches. Subsequent lifts shall be to a maximum thickness of 12 inches.

When compacted, the top of this final lift shall be at the same elevation as the adjacent pavement. All materials shall be compacted as specified in the City Standard Specifications.

The Contractor shall place MDOT HMA mixtures (as specified elsewhere herein), in the locations and to the elevations as directed by the Engineer. HMA pavement shall be placed with a maximum lift thickness of 2 inches, and each lift shall be compacted to between 92 to 96 percent (or as determined acceptable by the Engineer) of the theoretical maximum density, as listed on the approved Job Mix Formula. The Contractor shall be paid for the HMA materials separately.

Removed or excavated materials which are not incorporated into the work shall become the property of the Contractor and shall be immediately removed and properly disposed of off-site. Removed or excavated materials may not be stockpiled overnight on, or adjacent to, the site.

All structures, inlets and manholes shall be maintained free of accumulations of silt, debris, and other foreign matter throughout construction, until the time of final acceptance.

**MEASUREMENT AND PAYMENT**

All fittings, bends, caps, geotextile related materials and effort, and connecting (tapping) infiltration pipe(s) into drainage structure(s) will not be paid for separately, but shall be included in the bid price for this item of work.

Pavement removal to construct infiltration pipe will not be paid for separately, but shall be included in the bid price for this item of work. Backfilling of the excavation to the top of the adjacent pavement will not be paid for separately, but shall be included in the bid price for this item of work.

Infiltration pipe will be measured in-place by length in lineal feet.

The completed work as measured for this item of work will be paid for at the Contract Unit Price for the following Contract (Pay) Item:

**PAY ITEM**

**PAY UNIT**

6-Inch Wrapped Infiltration pipe

Lineal Foot

The unit price for this item of work shall include all labor, material, and equipment costs to perform all the work specified in the Standard Specifications and as modified by this Detailed Specification.

**DETAILED SPECIFICATION  
FOR  
ITEM #260 - SAND SUBBASE COURSE, CLASS II - C.I.P.  
ITEM #261 - 21AA LIMESTONE - C.I.P.  
ITEM #262 - AGGREGATE BASE COURSE, 21AA - C.I.P.**

**DESCRIPTION**

This work shall consist of constructing an aggregate subbase or base course on an existing aggregate surface, or on a prepared subgrade in accordance with Sections 301, 302 and 307 of the 2012 edition of the MDOT Standard Specifications for Construction, except as specified herein.

**MATERIAL**

The materials used for this work shall be MDOT 21AA and Class II granular material meeting the requirements of the City of Ann Arbor Standard Specifications. Material for aggregate shoulders shall be MDOT 22A.

**CONSTRUCTION METHOD**

Sand or aggregate courses shall not be placed if, in the opinion of the Engineer, there are any indications that they may become frozen before their specified densities are obtained.

Sand or aggregate courses shall not be placed on a frozen base, subbase or subgrade.

The Contractor shall not use rubber-tired equipment on the grade, when its use causes, or may cause, in the opinion of the Engineer, damage to the grade. The Contractor shall conduct his/her operation(s), and provide all necessary equipment, to insure the satisfactory completion of the work without damaging the grade. This includes the transporting, stockpiling, rehandling, and movement of materials over additional distances, in lieu of driving on an unprotected, or partially unprotected, grade.

The Contractor is solely responsible for the maintenance and protection of the grade. Further, any damage to the grade which, in the opinion of the Engineer, is caused as a result of the Contractor's operation(s), or his/her subcontractors' or suppliers' operation(s), shall be repaired by the Contractor at the Contractor's expense. This includes any additional earthwork and/or maintenance materials as directed by the Engineer, for the purposes of the Contractor's maintenance and protection of the grade.

The Contractor shall shape the base, subbase and subgrade to the elevations, crowns, and grades as specified on the Plans and as directed by the Engineer. This may include regrading the subbase to provide different crown grades than those existing prior to the construction.

The Contractor shall remove, add to, re-shape, re-grade, and re-compact the existing roadbed materials, and shall construct the roadway to the cross-section(s) as indicated on the Plans, as detailed in the Specifications, and as directed by the Engineer. The Contractor shall use blade graders, maintainers, vibratory rollers, and/or other equipment as necessary, and as directed by the Engineer, for this work. Use of each specific piece of equipment is subject to the approval of the Engineer.

The Contractor shall maintain the base, subbase and subgrade in a smooth, well drained condition at all times.

Sand and aggregate courses shall be placed in uniform layers such that when compacted, they have the thicknesses shown on the Plans, or as directed by the Engineer. The loose measure of any layer shall not be more than 9-inches nor less than 4-inches.

Sand subbase and aggregate base courses shall be compacted to not less than 98% of their respective maximum unit weights, as determined by the AASHTO T-180 test.

All granular materials shall be deposited from trucks or through a spreader in a manner that will minimize segregation of material.

Manholes, valve boxes, inlet structures and curbs shall be protected from damage. Manholes & inlet structures shall be continuously cleaned of construction debris and properly covered at all times during the construction. Upon completion of each days work, manholes, water valve boxes, inlets and catch basins shall be thoroughly cleaned of all extraneous material.

At various times throughout the work, the Engineer may direct the Contractor to use smaller and/or lighter equipment, and to defer certain work tasks, in order to protect the grade and/or adjacent areas. The Contractor shall not be entitled to any additional compensation for the use of smaller equipment, lighter equipment, or work task deferral.

## MEASUREMENT AND PAYMENT

Where granular materials are used as base, as subbase, or as fill for excavations in Machine Grading areas, items of work "Aggregate Base Course 21AA -C.I.P." and "Sand Subbase Course CL II - C.I.P." shall be measured and paid accordingly.

Where granular materials are used as fill for undercuts at locations other than Machine Grading areas, item of work "21AA Limestone - C.I.P." shall be measured and paid accordingly.

The completed work as measured for these items of work will be paid for at the Contract Unit Prices for the following Contract (Pay) Items:

PAY ITEM	PAY UNIT
Sand Subbase Course Class II - C.I.P.	Cubic Yard
21AA Limestone - C.I.P.	Cubic Yard
Aggregate Base Course 21AA - C.I.P.	Cubic Yard

The unit prices for these items of work shall include all labor, material, and equipment costs to perform all the work specified in the Standard Specifications and as modified by this Detailed Specification.

**DETAILED SPECIFICATION  
FOR**

**ITEM #270 – NO PARKING SIGN**

**ITEM #271 – SIGN, PORTABLE CHANGEABLE MESSAGE, FURNISH AND OPERATE**

**ITEM #272 – PLASTIC DRUM - LIGHTED – FURNISH & OPERATE**

**ITEM #273 – BARRICADE TYPE III - LIGHTED - FURNISH AND OPERATE**

**ITEM #274 – TEMPORARY SIGN - TYPE B**

**DESCRIPTION**

This work shall consist of protecting and maintaining vehicular and pedestrian traffic, in accordance with Sections 103.05, 103.06, and 812, of the 2012 MDOT Standard Specifications for Construction; Part 6 of the Michigan Manual of Uniform Traffic Control Devices, Latest Revised Edition (MMUTCD); and the City Standard Specifications, except as modified herein.

**MATERIALS, EQUIPMENT, AND CONSTRUCTION METHODS**

General

Materials and equipment shall meet the requirements specified in the above-designated sections of the 2012 MDOT Standard Specifications.

The Contractor shall maintain two-way traffic on major streets, access for local traffic on local streets, and keep all intersections open to traffic at all times, unless specifically authorized in writing by the Engineer.

The Contractor shall maintain traffic such that no vehicle shall be required to drive into active work areas. Patch areas which extend more than halfway across the roadway shall be removed and replaced so as to provide a minimum of half the pavement width at all times for maintaining traffic.

The Contractor shall keep all driveways open at all times, unless specifically authorized in writing by the Engineer.

The Contractor shall maintain pedestrian traffic at all times. For maintaining normal pedestrian traffic while performing sidewalk and driveway repair, Type I barricades shall be placed by the Contractor, as directed by the Engineer. "Sidewalk Closed" and/or "Cross Here" signs shall be placed, by the Contractor, when directed by the Engineer.

All temporary traffic/pedestrian control devices furnished by the Contractor shall remain the property of the Contractor. The City shall not be responsible for stolen or damaged signs, barricades, barricade lights or other traffic maintenance items. The Contractor shall replace missing traffic control devices immediately, at no additional cost to the City.

All existing signs, and signs erected by the City on this project shall be preserved, protected, and maintained by the Contractor. Existing City owned signs which are damaged by the Contractor during the work will be repaired by the City at the Contractor's expense.

A lane-closure permit shall be obtained by the Contractor from the City Transportation Division, at least 48 hours in advance of any proposed lane or street closing.

The hours of work on all Local streets are 7:00 a.m. to 8:00 p.m., Monday through Saturday, or as specified on the lane-closure permit. No equipment will be allowed in the street before or after these hours. Local streets may only be closed to through traffic (local access only) with written authorization of the Engineer. Work must be completed each day such that all streets are re-opened to through traffic by 8:00 p.m. unless otherwise specified, directed, or authorized

in writing by the Engineer. All major changes in traffic control shall be made either between 9:30 a.m. and 3:30 p.m. or between 7:00 p.m. and 6:30 a.m. in order to minimize interference with rush-hour traffic. All traffic controls must be in-place and ready for traffic each day by 6:30 a.m. and 3:30 p.m.

The Contractor shall temporarily cover conflicting traffic and/or parking signs when directed by the Engineer.

Parking violation citations issued to the Contractor, subcontractor and material suppliers, including their employees, shall be enforced under appropriate City Code.

The Contractor shall replace missing or damaged traffic control devices, as directed by the Engineer. When traffic control devices have been damaged by, or due to, the negligence of the Contractor, his subcontractors or material suppliers, the traffic control devices shall be replaced at the Contractor's expense.

#### Lighted Plastic Drums; III Barricades; Type A and B Temporary Signs

The Contractor shall furnish and operate these items as directed by the Engineer.

Type III Barricades shall have standard orange-and-white stripes on both sides of the barricade.

Sufficient signs shall be provided by the Contractor to insure the safety of the workers and the general public in accordance with the current MMUTCD.

"Construction Ahead" warning signs shall be placed, as indicated on the Plans, or as directed by the Engineer, prior to the start of work, regardless of the nature, magnitude or duration of the work.

#### No-Parking Signs and Posts

Prior to the commencement of any construction activity, the Contractor shall place No-Parking signs as directed by the Engineer. The Contractor shall obtain a permit for "Temporary Permission of Reserve Parking Lane for Work Related Purposes" from the City Project Management Services Unit. This permit shall be obtained a minimum of 5 days prior to the posting of No-Parking signs.

The City will furnish No-Parking signs to the Contractor at no cost. The Contractor shall furnish the signposts and shall securely bolt the signs to the signposts as directed by the Engineer. The Contractor shall install the signposts at least 2-feet deep into the ground, and there shall be a minimum 6-foot and maximum 7-foot clearance maintained between the bottom of the sign and the ground. The signs shall be placed at 75-foot intervals (or as necessary) to eliminate parking in the construction area.

The installation of No-Parking signs shall be in accordance with the permit. No-Parking signs shall be installed by the Contractor, as directed by the Engineer, **at least 48 hours prior to the proposed start-of-work/enforcement date.**

No-Parking signs shall be returned to the City at the completion of the work. The cost of unreturned signs will be back charged to the Contractor.

No-Parking signs shall be covered by the Contractor, thereby allowing on-street parking, until between 48 and 36 hours prior to the start of the work. No-Parking signs shall be covered by the Contractor whenever there is no work being performed for a period of time longer than 72 hours.

## **MEASUREMENT AND PAYMENT**

### **General**

All temporary traffic/pedestrian control devices furnished by the Contractor shall remain the property of the Contractor. The City shall not be responsible for stolen or damaged signs, barricades, barricade lights or other traffic maintenance items. The Contractor shall replace missing traffic control devices immediately, at no additional cost to the City.

Costs for transporting barricades and other traffic control devices shall be included in the bid prices for the individual items of work.

### **Barricade Type III - Lighted - Furnish and Operate**

Payment for furnishing and operating lighted Type III barricades shall be for the maximum quantity in-place at any one time during the work of the entire project (all streets).

### **Temporary Sign - Type B**

Payment for Type B signs shall be for the maximum quantity used on each street.

### **Plastic Drum - Lighted – Furnish and Operate**

There will be a one-time payment for each street for the maximum number of lighted drums in-place (operated) at any one time, as directed by the Engineer.

### **No-Parking Signs**

No-Parking Signs will be measured as the maximum number installed on each street at any one time. The unit price includes the removal and return of No-Parking signs to the City upon completion of the project. The Contractor shall be backcharged for the replacement costs for damaged or unreturned signs.

### **Portable Changeable Message Signs**

Measurement for furnishing and operating Portable Changeable Message Signs will be for the maximum quantity in-place at any one time during the work of the entire project (all streets).

The completed work as measured for these items of work will be paid for at the Contract Unit Price for the following Contract (Pay) Items:

<b><u>PAY ITEM</u></b>	<b><u>PAY UNIT</u></b>
Plastic Drum - Lighted - Furnish& Operate	Each
Barricade Type III - Lighted - Furnish and Operate	Each
Temporary Sign, Type B	Square Foot
No-Parking Sign	Each
Sign, Portable Changeable Message, Furnish and Operate	Each

**DETAILED SPECIFICATION  
FOR  
ITEM #280 – BASKETBALL POLE ASSEMBLY  
ITEM #281– CONCRETE FOUNDATION FOR BASKETBALL POLE  
ASSEMBLY**

**DESCRIPTION**

The Contractor is to examine the southwest existing pole and determine pole type, backboard, rim and net. This pole is to be removed, salvaged, and reused, following pavement of the new courts. The other three basketball pole assemblies are to be removed and disposed of properly.

Three new basketball pole assemblies, matching the southwest one, are to be purchased by Contractor and stored at Contractor's yard until the equipment is to be installed. The Contractor shall be responsible to check that the equipment is free of defects prior to installation. The installation shall be according to manufacturer's specifications.

The concrete around the existing pole to be reused is to be removed prior to reinstallation.

The concrete foundation is to be as detailed on the plans.

Contractor to supply shop drawings to City for review prior to purchase.

**PAY ITEM**

**PAY UNIT**

Basketball Pole Assembly

Each

Concrete Foundation for Basketball Pole Assembly

Each



**DETAILED SPECIFICATION  
FOR  
ITEM #282 - BASKETBALL COURT COLOR COATING**

**DESCRIPTION**

The work covered by this specification consists of furnishing all labor, equipment and materials, and performing all operations in connection with color coating and striping.

Contractor is to examine the existing court and replicate all colors and line work.

Prior to applying color coat system, the basketball pole assemblies shall be installed by Contractor. New asphalt shall be allowed to cure for 30 days prior to application of color coat.

Any depressions or "bird baths" that cover a nickel shall be marked and repaired with acrylic patch mix. Surfaces shall be broom cleaned, power washed or prepared sufficiently to receive color coating materials as per manufacturer's requirements.

**MATERIALS**

1. Acrylic Resurfacer – 1 coat. Surface shall be uniform texture, clean and free of grease, oils and other foreign materials. Mix shall be the following: 55 gallons acrylic resurfacer, 20-40 gallons water, 600-900 lbs sand. The application rate shall be 0.05 to 0.07 gallons per square yard.
2. Fortified Plexi-pave – 2 coats. First coat shall be applied at a rate of 0.1 to 0.07 gallons per square yard. Second coat shall be applied at a rate of 0.05 to 0.07 gallons per square yard.
3. Line Paint. All 2-inch lines are to be taped on each side of line and laid out as they exist now. Paint is to be acrylic latex striping.
4. Color shall be blue inside the four keys and green on the open courts and to the edge of asphalt. Colors shall be approved by City prior to application.

**PAY ITEM**

Basketball Court Color Coating

**PAY UNIT**

Lump Sum

**DETAILED SPECIFICATION  
FOR  
ITEM #283 – FENCE REMOVAL/WELDING BACK  
ITEM #284 – TREX RETAINING WALL  
ITEM #285 – PLAY AREA CROSS-SECTIONREPAIR  
ITEM #286 – BENCH REMOVAL/INSTALLATION  
ITEM #287 – WOOD RETAINING WALL**

**DESCRIPTION**

The work covered by this specification consists of furnishing all labor, equipment and materials, and performing all operations in connection with the park amenities shown on the plans to be removed and either salvaged and reused or new ones installed.

Fence Removal/Welding Back: The existing fence along the east side of the sidewalk on the east side of 4th Avenue is to be sawed and removed to allow for the water main construction. Along with the replacement of the concrete walk, the portion of fence removed will be reinstalled by welding each end in place and pouring a concrete foundation for at least one post. The weld is to be painted to match the rest of the fence.

Trex Retaining Wall: The Trex retaining wall surrounding the playground area will also need to be carefully removed for the water main construction. Contractor is to reinstall the existing pieces following backfilling the water main trench. 10” Ardox spikes are to be used at all joint locations at 4-foot maximum on center dimensions.

Play Area Cross-Section Repair: Per the detail on the plans, the Contractor must carefully excavate through the existing processed wood fiber, geotextile fabric and pea stone to construct the water main. As part of this pay item, Contractor is to keep the layers separated during construction, and when backfilling, provide new pea stone, geotextile fabric, and wood fiber as detailed on the plans.

Bench Removal and Installation: The existing bench shown to be removed on the plans shall be disposed of properly by the Contractor. A new bench, meeting all specifications as shown on the plan is to be installed, including foundation.

Wood Retaining Wall: Replace eight linear feet of timber retaining wall per detail on the plans.

**PAY ITEM**

**PAY UNIT**

Fence Removal/Welding Back

Lump Sum

Trex Retaining Wall

Lump Sum

Play Area Cross-Section Repair

Lump Sum

Bench Removal/Installation

Each

Wood Retaining Wall

Lump Sum

**DETAILED SPECIFICATION  
FOR  
SUMMIT STREET WATER MAIN INSTALLATION AND TESTING**

**DESCRIPTION**

The following is a suggested construction and testing procedure. It is intended to outline the desired sequence for construction and testing to be followed by the Contractor. This outline does not detail the full range of materials and processes needed to complete the work under the Contract.

Installation of proposed water mains will require work in close proximity to existing utility mains. This must be taken into consideration when the Contractor determines his/her trench safety requirements. Deviations from this proposed sequence shall be reviewed and approved by the Engineer.

The sequence of construction is listed as follows:

1. The contractor shall install the required temporary traffic control devices along 4th Avenue and 5th Avenue required to do the work within the road right-of-way and sidewalks. The Contractor shall also install the soil erosion control measures in accordance with the plans and as directed by the Engineer.
2. The Contractor shall begin his/her construction on the west end of the project.
3. The Contractor shall construct the proposed water main, fittings, and bends from Sta. 0+07 to Sta. 4+07.
4. The existing 16" water main will then be shut down, allowing the Contractor to construct the proposed water main from Sta. 4+07 to 4+60. Expected length of shut down is two weeks maximum.
5. Pressure testing and bacteriological testing will then be performed for this whole section of pipe at once per the City's Standard Specifications.
6. Upon the approval of the water main tests by the Engineer, the Contractor shall make the final connections of the water main at each end of the project.
7. The Contractor shall then abandon the existing 16-inch water main in accordance with the City's Standard Specifications, and as directed by the Engineer.
8. The Contractor shall construct all park amenities, complete final cleanup and restoration for the project in accordance with the Contract Documents.
9. Contractor shall remove temporary erosion control measures.
10. Contractor shall remove all temporary traffic control devices.

**DETAILED SPECIFICATION  
FOR  
PROTECTION OF TREES**

**DESCRIPTION**

Damage to trees by the Contractor's operation(s) or the operation(s) of the Contractor's subcontractor(s) or supplier(s) shall be repaired under the direction of the City Forester by an approved forestry contractor retained by the Contractor; or, at the discretion of the City Forester, the required repairs may be performed by the City Forester with all associated costs being charged directly to the Contractor. Payment of these charges is the Contractor's responsibility and is not a part of any City Project Contract.

Prior to construction, if requested by the Contractor, the City of Ann Arbor's Forestry Division will trim/prune tree limbs to a height of approximately 20 feet above the roadway pavement where the water main is being installed. Once the City's tree trimming work is complete, any damage to trees, or tree limbs which is caused by the Contractor (or its designee), regardless of height above the roadway pavement, shall be the Contractor's responsibility. The Contractor therefore assumes the condition of the trees and tree limbs in an "as is" condition once the project begins. Any subsequent tree trimming will be the Contractor's responsibility.

**DETAILED SPECIFICATION  
FOR  
COORDINATION AND COOPERATION WITH OTHERS  
AND  
WORK BY OTHERS**

The Contractor is reminded as to the requirements of article 104. 07 of the 2012 MDOT Standard Specifications, "Cooperation by the Contractor."

The Contractor shall directly coordinate his/her work with individual City Departments/Divisions/Units.

The Contractor is hereby notified that the City Field Services Unit may be installing traffic control conduits, traffic signal sensors, and the like, at various locations.

No additional compensation will be paid to the Contractor, and no adjustments to contract unit prices will be made, due to delays and/or the failure of others in the performance of their work, nor for delays due to the encountering of existing utilities that are, or are not, shown on the Plans.

The following Utility Owners may have overhead and/or underground facilities located within the Right-of-Way:

The City of Ann Arbor  
DTE - MichCon (Michigan Consolidated Gas Company)  
DTE - Edison (Detroit Edison Company)  
SBC - (Ameritech)  
Comcast  
MCI Communications  
Sprint Communications  
The University of Michigan

**On all projects:**

**"3 Working Days before you Dig - Call MISS DIG - Toll Free" Phone No. 1-800-482-7171.**

The Owners of public or private utilities which will not interfere with the completed project and which do not present a hazard to the public or an extraordinary hazard to the Contractor's operations will not be required to move their facilities on or from the street right-of-way.

Contractor is to coordinate with Republic Parking for parking meters that require bagging and/or modifications. If removal and replacement of parking meter is required, a minimum of one (1) week notice shall be provided to City and Republic Parking for coordination.

Stoppages created solely by the operations of the utility companies which delay utility revisions on any portion of this project may be considered as a basis of claim for an extension of time for project completion.

Costs for this work will not be paid for separately, but shall be included in the bid price of the Contract Item "General Conditions."

**DETAILED SPECIFICATION  
FOR  
DISPOSING OF EXCAVATED MATERIAL**

The Contractor shall dispose of, at the Contractor's expense, all excavated material. Costs for this work will not be paid for separately, but shall be included in the bid price of the Contract Item "General Conditions."

---

**DETAILED SPECIFICATION  
FOR  
PROTECTION OF UTILITIES**

Damages to utilities by the Contractor's operations shall be repaired by the utility owner at the Contractor's expense. Delays to the work due to utility repairs are the sole responsibility of the Contractor.

The Contractor shall keep construction debris out of utilities at all times. The Contractor shall be back charged an amount of \$50.00 per day for each manhole/inlet/utility pipe that contains construction debris caused as a result of the Contractor's (including subcontractors and suppliers) work.

The Contractor is solely responsible for any damages to the utilities or abutting properties due to construction debris.

Certain sanitary and storm sewers within the influence of construction may have been cleaned and videotaped prior to construction. The City may also choose to videotape utility line(s) during or after the work of this Contract to inspect them for damages and/or construction debris. If such inspection shows damage and/or debris, then all costs of such inspection, cleaning, repairs, etc, shall be the Contractor's sole responsibility. If such inspection is negative, the City will be responsible for the costs of such inspection.

Costs for this work will not be paid for separately, but shall be included in the bid price of the Contract Item "General Conditions."

---

**DETAILED SPECIFICATION  
FOR  
SOIL EROSION CONTROL**

The Contractor shall furnish, place, maintain and remove soil erosion and sedimentation control measures, including but not limited to, fabric filters at all drainage structures, all in accordance with all applicable City (and other governmental agencies) codes and standards, as directed by the Engineer, as detailed in the Standard Specifications, and as shown on the Plans.

Costs for this work will not be paid for separately, but shall be included in the bid price of the Contract Item "General Conditions."

**DETAILED SPECIFICATION  
FOR  
VACUUM TYPE STREET AND UTILITY STRUCTURE CLEANING EQUIPMENT**

The Contractor shall furnish and operate throughout the construction period, vacuum type street cleaning and utility structure cleaning equipment (Vac-All, Vactor, etc. ) approved by the Engineer, as and when directed by the Engineer for dust control, for dirt/debris control, and for street cleaning immediately prior to, and for street and utility structure cleaning after any and all paving. The cleaning equipment shall be of sufficient power to remove dust, dirt, and debris from the pavement and from utility structures in and adjacent to the construction area. Willard Street shall be vacuumed and is considered within the construction area.

Costs for this work will not be paid for separately, but shall be included in the bid price of the Contract Item "General Conditions."

---

**DETAILED SPECIFICATION  
FOR  
PARKING METER COVERS (METER BAGS)**

A portion of the proposed work or staging area may be along streets which contain parking meters for on-street parking. The Contractor shall coordinate directly with **Republic Parking, telephone (734) 761-7235** for the rental of a sufficient number of Parking Meter Covers (Meter Bags), which, when properly installed by the Contractor in a timely manner, will prohibit parking at metered parking spaces.

Meter Bags must be installed a minimum of 24-hours prior to the desired time of enforcement. Written documentation and/or visual inspection by City personnel may be required to adequately verify this requirement.

The Parking Enforcement Office will be unable to enforce the desired "No-Parking Zone" unless the Contractor installs the Meter Bags in a proper and timely manner.

The Contractor has the sole responsibility for Meter Bag rentals, placement, and maintenance. Delays due to on-street parking shall not be cause for any extra payments to the Contractor.

Information regarding the rental of Meter Bags, and the temporary prohibition of on-street parking, is available from **Republic Parking, telephone (734) 761-7235.**

Any unpaid City services/material charges commissioned by the Contractor, his/her subcontractors or agents shall be deducted from the payments due the Contractor for the completed work.

Costs for this work will not be paid for separately, but shall be included in the bid price of the Contract Item "General Conditions."

---

**DETAILED SPECIFICATION  
FOR  
SITE CLEAN-UP**

Immediately after completion of construction on each street, the Contractor shall clean the entire area within the influence of construction, including but not limited to all pavement, sidewalks, lawn areas, and underground utility structures, of all materials which may have accumulated prior to or during the construction.

Costs for this work will not be paid for separately, but shall be included in the bid price of the Contract Item "General Conditions."

---

**DETAILED SPECIFICATION  
FOR  
MATERIALS AND SUPPLIES CERTIFICATIONS**

The following materials and supplies shall be certified by the manufacturer or supplier as having been tested for compliance with the Specifications:

- HMA materials
- Hot-poured Joint Sealants
- Cements, coatings, admixtures and curing materials
- Sands and Aggregates
- Steel and Fabricated metal
- Portland Cement Concrete Mixtures
- Reinforcing Steel for Concrete
- Reinforcing Fibers for Concrete
- Pre-cast Concrete products
- Sanitary Sewer Pipe
- Storm Sewer Pipe
- Water Main Pipe
- Corrugated Metal Pipe
- High Density Polyethylene Pipe
- Timber for retaining walls
- Modular Concrete Block for retaining walls
- Edge Drain and Infiltration pipe Pipe
- Geotextile Filter Fabric and Stabilization Fabric/Grids

The Contractor shall submit all certifications to the Engineer for review and approval a minimum of three business days prior to any scheduled delivery, installation, and/or construction of same.

Costs for this work will not be paid for separately, but shall be included in the bid price of the Contract Item "General Conditions."

---

**DETAILED SPECIFICATION  
FOR  
CONTRACT DRAWINGS/PLANS**

The Contractor shall carefully check and review all Drawings/Plans and advise the Engineer of any errors or omissions discovered. The Drawings/Plans may be supplemented by such additional Drawings/Plans and sketches as may be necessary or desirable as the work progresses. The Contractor shall perform all work shown on any additional or supplemental Drawings/Plans issued by the Engineer.

---

**DETAILED SPECIFICATION  
FOR EXISTING  
SOIL BORING AND PAVEMENT SECTION DATA**

Data pertaining to existing soil borings and pavement sections which may be included in these Contract Documents are provided to help the Engineer and Contractor determine the soil conditions existing within the construction area. The City in no way guarantees existing conditions to be the same as shown in the data. The Contractor is solely responsible for any and all conclusions he/she may draw from the data.



---

**DETAILED SPECIFICATION  
FOR  
WORKING IN THE RAIN**

The Contractor shall not work in the rain unless authorized in writing by the Engineer.

The Engineer may delay or stop the work due to threatening weather conditions.

The Contractor shall not be compensated for unused materials or downtime due to rain, or the threat of rain.

The Contractor is solely responsible for repairing all damages to the work and to the site, including road infrastructures, road subgrades, and any adjacent properties, which are caused as a result of working in the rain.

---

**DETAILED SPECIFICATION  
FOR  
WORKING IN THE DARK**

The Contractor shall not work in the dark except as approved by the Engineer and only when lighting for night work is provided as detailed elsewhere in this contract.

The Engineer may stop the work, or may require the Contractor to defer certain work to another day, if, in the Engineer's opinion, the work cannot be completed within the remaining daylight hours, or if inadequate daylight is present to either properly perform or inspect the work.

The Contractor will not be compensated for unused materials or downtime, when delays or work stoppages are directed by the Engineer for darkness and/or inadequate remaining daylight reasons.

The Contractor is solely responsible for repairing all damages to the work and to the site, including road infrastructures, road subgrades, and any adjacent properties, which are caused as a result of working in the dark.

---

**DETAILED SPECIFICATION  
FOR  
QUANTITIES AND UNIT PRICES**

Quantities as given are approximate and are estimated for bidding purposes. Quantities are not guaranteed and may vary by any amount. While it is the City's intent to complete the project substantially as drawn and specified herein, quantities may be changed or reduced to zero for cost savings or other reasons. **The City reserves the right to change the quantities, delete streets, or add streets, and no adjustment in unit price will be made for any change in any quantity.**

**DETAILED SPECIFICATION  
FOR  
GENERAL CONSTRUCTION NOTES**

The following notes pertain to all Plan sheets issued as part of this Contract, and these notes shall be considered part of each Plan sheet or Detailed Information Sheet.

1. All work shall conform to latest revision of the City Standard Specifications.
2. The Contractor shall maintain access to all drives throughout the course of construction. Drives shall never be closed during non-working hours, unless otherwise authorized in writing by the Engineer.
3. The Contractor shall completely restore all existing site features to better than, or equal to, their existing condition.
4. The Contractor shall be aware that there are above-ground and below-ground utilities existing in and on these streets which include, but are not limited to: gas mains and service leads; water mains and service leads; storm sewer mains and service leads; sanitary sewer mains and service leads; telephone poles, wires, cables and conduits; electrical poles, wires, cables and conduits; cable television wires, cables and conduits, and other various utilities. The Contractor shall conduct all of its work so as not to damage or alter in any way, any existing utility, except where specified on the Plans or where directed by the Engineer. The City has videotaped and cleaned all sanitary and storm sewers, including storm sewer inlet leads, and has found all of these facilities to be in good condition, with the exception of those shown on the Plans for repairs or replacement.
5. The Contractor is solely responsible for any delays, damages, costs and/or charges incurred due to and/or by reason of any utility, structure, feature and/or site condition, whether shown on the Plans or not, and the Contractor shall repair and/or replace, at its sole expense, to as good or better condition, any and all utilities, structures, features and/or site conditions which are impacted by reason of the work, or injured by its operations, or injured during the operations of its subcontractors or suppliers.
6. No extra payments or adjustments to unit prices will be made for damages, delays, costs and/or charges due to existing utilities, structures, features and/or site conditions not shown or being incorrectly shown or represented on the Plans.

**DETAILED SPECIFICATION  
FOR  
CONCRETE DURABILITY**

**DESCRIPTION**

The Contractor shall furnish a Portland cement concrete mixture for this project that has been tested under this specification and shown to be resistant to excessive expansion caused by alkali-silica reactivity (ASR) and provides adequate air entrainment for freeze thaw durability. The Contractor shall construct the project with practices outlined in this specification.

**MATERIALS**

The materials provided for use on this project shall conform to the following requirements:

Portland cement	ASTM C 150
Fine Aggregate	ASTM C 33*
Coarse Aggregate	ASTM C 33*
Fly Ash, Class F	ASTM C 618
Slag Cement, Grade 100, 120	ASTM C 989
Silica Fume	ASTM C 1240
Blended Cements	ASTM C-595
Air Entraining Admixtures	ASTM C-260
Chemical Admixtures	ASTM C-494
White Membrane Cure	ASTM C-309 Type 2

\* Fine and coarse aggregates shall consist of natural aggregates as defined in the 2012 MDOT Standard Specifications, Section 902. 02. A. 1.

The Contractor shall provide documentation that all materials to be incorporated into proposed mixed designs meet the requirements of this section.

**Alkali-Silica Reactivity**

The Contractor shall supply to the Engineer preliminary concrete mix designs including a list and location of all suppliers of concrete materials. The Contractor shall evaluate the mixtures for the potential for excessive expansion caused by ASR and provide documentation to the Engineer. The Contractor's evaluation shall include a review of any previous testing of the material sources intended to be used for both the fine and coarse aggregates for the concrete mixtures. The previous testing may be from other projects or records provided by the material suppliers.

Aggregates shall be tested under ASTM C-1260. If the expansion of the mortar bars is less than 0.10%, at 14 days, the aggregates shall be considered innocuous and there are no restrictions for ASR mitigation required with this material.

Previous aggregate test data may be used. If no previous test data is available, for the concrete mix, that shows that it is resistant to ASR, a concrete mixture that will mitigate the potential for ASR must be designed using either method 1 or 2 as described below.

**Method 1.** Substitution of a portion of the cement with Class F Fly Ash, Slag Cement Grade 100 or 120 or a ternary mix (blended cement) containing a blend of Portland cement and slag cement, or Class F fly ash, or silica fume.

The maximum substitution of cement with the fly ash permitted shall be 25% by weight of total cementitious material (cement plus fly ash). Additional requirements for the Fly Ash, Class F are that the Calcium Oxide (CaO) percent shall be less than 10 % and the available alkalis shall not exceed a maximum of 1. 5%. A copy of the most recent mill test report shall be submitted to verify. Note: a Class C fly ash with a minimum total oxides ( $\text{SiO}_2 + \text{Al}_2\text{O}_3 + \text{Fe}_2\text{O}_3$ ) of 66% and a minimum  $\text{SiO}_2$  of 38% may be used in lieu of Type F fly ash.

The maximum substitution of cement with the Slag Cement permitted shall be 40% by weight of total cementitious material (cement plus Slag Cement). The minimum replacement rate with Slag Cement shall be 25%.

For a ternary blend the total replacement of supplementary cementitious materials is 40% with a blend consisting of a maximum of 15% type F fly ash, and/or 8% silica fume and/or slag cement.

For method 1, the effectiveness of the proposed mix combination to resist the potential for excessive expansion caused by ASR shall be demonstrated using current or historic data. To demonstrate the effectiveness of the proposed mix the Contractor shall construct and test mortar bars per ASTM C1567 (14 day test) using both the fine and coarse aggregate along with the proposed cementitious material for the concrete mixture. If a mortar bar constructed of these materials produces an expansion of less than 0.10%, concrete mixture will be considered to be resistant to excessive expansion due to ASR.

If a mortar bar constructed produces an expansion of 0.10% or greater, concrete mixtures containing these materials shall not be considered resistant to the potential for excessive expansion due to ASR and shall be rejected. Additional testing, including alternate proportions or different materials will be required.

**Method 2.** Use low alkali cement and maintain the total alkali content from the cementitious at no more than 3.0 lbs/cyd ( $\text{Na}_2\text{O}_{\text{eq}}$ ). The total alkali contribution is calculated by the quantity contained in the Portland cement only.

Requirements for Low Alkali Cement are that the alkali content does not exceed 0.60% expressed as  $\text{Na}_2\text{O}$  equivalent. Equivalent sodium oxide is calculated as: (percent  $\text{Na}_2\text{O}$  + 0.658 x percent  $\text{K}_2\text{O}$ ).

For either method 1 or 2, if the Contractor intends to change any component material supplied after the mix design has been approved all concrete work will be suspended with no cost to the project or extensions of time, unless approved, until evaluation of the new mixtures and testing of the new materials demonstrates that it is resistant to excessive expansion due to ASR.

The Engineer and Contractor shall monitor the concrete that is delivered to the project site so as to insure that the approved mix design is being followed. The supplier shall include on the delivery ticket for each batch of concrete delivered to the job, the identification and proportions of each material batched.

When concrete is placed during cold weather, defined for the purposes of this Detailed Specification to be, air temperatures below 40° F, the use of accelerators, heated aggregates, silica fume and/or additional forms of cold weather protection will be required. Cold weather will not eliminate the requirement for furnishing and placing a concrete mix that is considered resistant to ASR attack.

Prior to cool weather placement, defined for the purposes of this detailed specification to be, air temperatures between 40° and 60° F, the set time of the proposed mix shall be verified under anticipated field conditions. This information shall be used when scheduling pours and saw crews.

### Air Entrainment

Air entrainment shall be accomplished by addition of an approved air entraining agent. Air content as determined by ASTM C 231 or ASTM C 173, shall be determined on each day of production as early and

as frequently as necessary until the air content is consistently acceptable. If during the period of time while adjustments are being made to the concrete to create a mixture that is consistently acceptable, concrete is produced that does not meet the requirements of this Detailed Specification, the Engineer may reject the material and direct it to be removed from the jobsite. Any rejected material shall be removed from the jobsite at the Contractor's sole expense. Quality Control testing performed by the Contractor to ensure compliance with the project specifications shall be performed on the grade ahead of the placement operation.

**Paver placement:** During production, the plastic concrete material shall be tested for acceptance at a point ahead of the paver. The air content of the concrete mixture that the Contractor shall provide shall be known as the Acceptance Air Content (AAC). The Contractor shall also provide additional entrained air in the concrete mixture to account for the air loss which occurs in the concrete mixture experienced during transportation, consolidation and placement of the concrete. The "air loss" shall be added to the air content of the concrete mixture as established on the approved concrete mix design. The AAC for the project will be 6.0% plus an amount equal to the air loss.

For up to the first four loads, the air content measured on-site prior to placement shall be at least 8.0% and no more than 12.0%. To establish the initial AAC on the first day of paving, the air content of the first load shall be tested at the plant. After initial testing at the plant the Contractor shall provide at least two sample sets to determine the actual air loss during placement. A sample set shall consist of two samples of concrete from the same batch, one taken at the point of discharge and the other from the in-place concrete behind the paver. The air loss from the two sample sets shall be averaged and added to 6.0% to establish the AAC (rounded to the next higher 0.5%). After the testing and adjustment procedure(s) have been completed, the project acceptance air tests shall be taken prior to placement. The Contractor shall provide concrete to the jobsite that has an air content of plus 2.0%, or minus 1.0%, of the AAC.

After the AAC has been established, it shall be verified and/or adjusted through daily checks of the air loss through the paver. The Contractor shall check the air loss through the paver a minimum of two times a day. A Revised AAC shall be required to be established by the Contractor if the average air loss from two consecutive tests deviates by more than 0.5% from the current accepted air loss. The testing operations performed by the Contractor to establish a revised AAC shall be performed to the satisfaction of the Engineer. The Contractor shall be solely responsible for any delays and/or costs that occur to the project while establishing revised AACs.

**Hand placed concrete:** The air content for non-slip-form paving shall be 7.0% plus 1.5%, or minus 1.0%, at the point of placement.

## **CONSTRUCTION METHODS**

### **Aggregate Control**

**Gradation control** – The supplier shall provide a detailed stockpile management plan, describing their process control procedure for shipping, handling, and stockpiling of each aggregate including workforce training.

**Moisture control** – All aggregate materials must be conditioned to a moisture content of not less than saturated surface dry (SSD) prior to batching. A watering process using an effective sprinkler system designed and operated by the Contractor shall be required on all coarse aggregate material stockpiles.

The Contractor shall provide verification that these processes have been performed by the supplier. The Engineer reserves the right to independently verify that the supplier has complied with these standards.

## Mixing

**Central mix plants** - The total volume of the batch shall not exceed the designated size of the mixer or the rated capacity as shown on the manufacturer's rating plate.

**Drum Mix Plants:** After all solid materials are assembled in the mixer drum; the mixing time shall be a minimum of 60 seconds and a maximum of 5 minutes. The mixing time may be decreased if the ASTM C-94 11.3.3 mixer efficiency tests show that the concrete mixing is satisfactory. The Engineer may require an increase in the minimum mix time if the mixer efficiency test determines that the concrete is not being mixed satisfactorily. The minimum mixing time shall start after the mixer is fully charged. Mixers shall be operated at the speed recommended by the manufacturer as mixing speed. The mixer shall be charged so that a uniform blend of materials reached the mixer throughout the charging cycle. Any additional slump water required shall be added to the mixing chamber by the end of the first 25% of the specified mixing time. Mixers shall not be used if the drum is not clean or if the mixing blades are damaged or badly worn

**Ribbon mixers:** After all solid materials are assembled in the mixer; the mixing time shall be a minimum of 30 seconds and a maximum of 2.5 minutes. The mixing time may be decreased if the ASTM C-94 11.3.3 mixer efficiency tests show that the concrete mixing is satisfactory. The Engineer may require an increase in the minimum mix time if the mixer efficiency test determines that the concrete is not being mixed satisfactorily. The minimum mixing time shall be indicated by an accurate timing device which is automatically started when the mixer is fully charged. Mixers shall be operated at the speed recommended by the manufacturer as mixing speed. The mixer shall be charged so that a uniform blend of materials reached the mixer throughout the charging cycle. After any additional slump water is added to the mixing chamber the mixing shall continue for a minimum of 10 seconds. Mixers shall not be used if the mixer is not clean or if the mixing blades are damaged or badly worn.

**Truck Mixers** -The capacities and mixing capabilities shall be as defined in ASTM C 94, and each unit shall have an attached plate containing the information described therein. The plate may be issued by the Truck Mixer Manufacturer. The mixer capacity shall not be exceeded, and the mixing speeds shall be within the designated limits. Truck mixers shall be equipped with a reliable reset revolution counter. If truck mixers are used for mixing while in transit, the revolution counter shall register the number of revolutions at mixing speed.

An authorized representative of the concrete producer shall certify that the interior of the mixer drum is clean and reasonably free of hardened concrete, that the fins or paddles are not broken or worn excessively, that the other parts are in proper working order, and that the unit has been checked by the representative within the previous 30 calendar day period to substantiate this certification. The current, signed certification shall be with the unit at all times.

The required mixing shall be between 70 and 90 revolutions. The mixing shall be at the rate designated by the manufacturer and shall produce uniform, thoroughly mixed concrete.

The Engineer may inspect mixer units at any time to assure compliance with certification requirements, and removal of inspection ports may be required. Should the Engineer question the quality of mixing, the Engineer may check the slump variation within the batch. Should the slump variation between two samples taken, one after approximately 20% discharge and one after approximately 90% discharge of the batch, show a variation greater than 3/4 inch (20 mm) or 25% of the average of the two, whichever is greater, the Engineer may require the mixing to be increased, the batch size reduced, the charging procedure be modified or the unit removed from the work.

The practice of adding water on the site shall be discouraged. After the slump of the concrete in the

first round of trucks has been adjusted on-site, the amount of water added at the plant shall be adjusted accordingly for that day's work. All additions of water on site shall be approved by the Engineer.

### Curing

Apply liquid curing compound in a fine atomized spray to form a continuous, uniform film on the horizontal surface, vertical edges, curbs and back of curbs immediately after the surface moisture has disappeared, but no later than 30 minutes after concrete placement. With approval of the Engineer, the timing of cure application may be adjusted due to varying weather conditions and concrete mix properties.

The cure system shall be on site and tested prior to concrete placement.

Apply a curing compound at a rate of application not less than 2 gallons per 25 square yards. The Contractor shall keep the material thoroughly mixed per the Manufacturer's recommendations. The curing compound shall not be diluted.

The finished product shall appear as a uniformly painted solid white surface. Areas exhibiting a blotchy or spotty appearance shall be recoated immediately.

### **COMPLIANCE WITH STANDARDS**

The Engineer will review and approve all material test reports and mix designs supplied by the Contractor before any placement of concrete. The Engineer will visually inspect the placed concrete and review the concrete test reports prior to final acceptance.

Acceptance sampling and testing will be performed using the sampling method and testing option selected by the Engineer. Acceptance testing will be performed at the frequency specified by the Engineer. Quality control measures to insure job control are the responsibility of the Contractor. The Engineer's testing and/or test results will not relieve the Contractor from his/her responsibilities to produce, deliver, and place concrete that meets all project requirements. The Engineer's test results are for acceptance purposes only.

If the results of the testing are not in compliance with the project specifications, the Engineer shall determine appropriate corrective action(s). Time extensions will not be granted to the Contractor during the time that the Engineer is determining the necessary corrective actions.

If, in the Engineer's judgment, the rejected material must be replaced, the material in question will be removed and replaced at the Contractor's sole expense. The removal costs will be deemed to include all relevant and associated costs including, but not limited to; re-mobilization, traffic control, re-grading the aggregate base course, if required, placement of material meeting the project specifications, and all other expenses. Time extensions will not be granted to the Contractor for any required repair work to meet the requirements of this specification.

If the Engineer decides that the material in question can remain in place, an adjustment to the contract unit price(s) may be made of up to 100% of the bid price(s) for the affected items of work.

### **MEASUREMENT AND PAYMENT**

The cost associated with complying with the requirements as described herein, including any required remedial action(s), shall be included in the cost of other items of work and shall not be paid for separately.

Attachment A

Contract Compliance Forms



**CITY OF ANN ARBOR  
LIVING WAGE ORDINANCE**

**RATE EFFECTIVE APRIL 30, 2014 - ENDING APRIL 29, 2015**

**\$12.78 per hour**

If the employer provides health  
care benefits\*

**\$14.25 per hour**

If the employer does **NOT**  
provide health care benefits\*

Employers providing services to or for the City of Ann Arbor or recipients of grants or financial assistance from the City of Ann Arbor for a value of more than \$10,000 in a twelve-month period of time must pay those employees performing work on a City of Ann Arbor contract or grant, the above living wage.

**ENFORCEMENT**

The City of Ann Arbor may recover back wages either administratively or through court action for the employees that have been underpaid in violation of the law. Persons denied payment of the living wage have the right to bring a civil action for damages in addition to any action taken by the City.

Violation of this Ordinance is punishable by fines of not more than \$500/violation plus costs, with each day being considered a separate violation. Additionally, the City of Ann Arbor has the right to modify, terminate, cancel or suspend a contract in the event of a violation of the Ordinance.

\* Health Care benefits include those paid for by the employer or making an employer contribution toward the purchase of health care. The employee contribution must not exceed \$.50 an hour for an average work week; and the employer cost or contribution must equal no less than \$1/hr for the average work week.

**The Law Requires Employers to Display This Poster Where Employees Can Readily See It.**

**For Additional Information or to File a Complaint Contact  
Mark Berryman at 734/794-6500 or [mberryman@a2gov.org](mailto:mberryman@a2gov.org)**

**INSTRUCTIONS FOR CONTRACTORS  
FOR COMPLETING CONTRACT COMPLIANCE FORM**

City Policy

The “non discrimination in contracts” provision of the City Code, (Chapter 112, Section 9:161) requires contractors/vendors/grantees doing business with the City not to discriminate on the basis of actual or perceived race, color, religion, national origin, sex, age, condition of pregnancy, marital status, physical or mental limitations, source of income, family responsibilities, educational association, sexual orientation, gender identity or HIV status against any of their employees, any City employee working with them, or any applicant for employment. It also requires that the contractors/vendors/grantees include a similar provision in all subcontracts that they execute for City work or programs.

This Ordinance further requires that each prospective contractor/vendor submit employment data to the City showing current total employee breakdown by occupation, race and gender. This allows the Human Rights Office to determine whether or not the contractor/vendor has a workforce that is reflective of the availability of women and under-represented minorities within the contractor’s labor recruitment area (the area where they can reasonably be expected to recruit employees). ***This data is provided to the City on the Human Rights Contract Compliance Forms (attached).***

**To complete the form:**

**1) If a company has more than one location, then that company must complete 2 versions of the form.**

- **Form #1** should contain the employment data for the **entire corporation**.
- **Form #2** should contain the employment data for those employees:
  - who will be working on-site;
  - in the office responsible for completing the contract; or,
    - in the case of non-profit grantees, those employees working on the project funded by the City grant(s).

2) If the company has only one location, fill out Form #1 only.

3) Complete all data in the upper section of the form including the name of the person who completes the form and the name of the company/organization’s president.

4) Complete the Employment Data in the remainder of the form. Please be sure to complete all columns including the Total Columns on the far right side of the form, and the Total row and Previous Year Total row at the bottom of the form.

5) Return the completed form(s) to your contact in the City Department for whom you will be conducting the work.

**For assistance in completing the form, contact:**

Procurement Office of the City of Ann Arbor  
734/794-6500

If a contractor is determined to be out of compliance, the Procurement Office will work with them to assist them in coming into compliance.

**ATTACHMENT C  
CITY OF ANN ARBOR  
LIVING WAGE ORDINANCE  
DECLARATION OF COMPLIANCE**

The Ann Arbor Living Wage Ordinance (Section 1:811-1:821 of Chapter 23 of Title I of the Code) requires that employers providing services to the City or recipients of grants for financial assistance (in amounts greater than \$10,000 in a twelve-month period of time) pay their employees who are working on the City project or grant, a minimum level of compensation known as the **Living Wage**. This wage must be paid to the employees for the length of the contract/project.

*Companies employing fewer than 5 persons and non-profits employing fewer than 10 persons are exempt from the Ordinance. If this exemption applies to your firm, please check below:*

- \_\_\_\_\_ This **company** is exempt due to the fact that we employ or contract with fewer than 5 individuals.  
\_\_\_\_\_ This **non-profit agency** is exempt due to the fact that we employ or contract with fewer than 10 employees.

The Ordinance requires that all contractors/vendors and/or grantees agree to the following terms:

- a) To pay each of its employees performing work on any covered contract or grant with the City, no less than the living wage, which is defined as \$12.78/hour when health care is provided, or no less than \$14.25/hour for those employers that do *not* provide health care. It is understood that the Living Wage will be adjusted each year on April 30, and covered employers will be required to pay the adjusted amount thereafter. The rates stated above include any adjustment for 2014.
- b) Please check the boxes below which apply to your workforce:
- Employees who are assigned to *any covered* City project or grant will be paid at or above the applicable living wage without health benefits Yes\_\_\_\_\_ No\_\_\_\_\_
- OR**
- Employees who are assigned to *any covered* City project or grant will be paid at or above the applicable living wage with health benefits Yes\_\_\_\_\_ No\_\_\_\_\_
- c) To post a notice approved by the City regarding the Living Wage Ordinance in every work place or other location in which employees or other persons contracting for employment are working.
- d) To provide the City payroll records or other documentation as requested; and,
- e) To permit access to work sites to City representatives for the purposes of monitoring compliance, investigating complaints or non-compliance.

The undersigned authorized representative hereby obligates the contractor/vendor or grantee to the above stated conditions under penalty of perjury and violation of the Ordinance.

\_\_\_\_\_  
Company Name

\_\_\_\_\_  
Address, City, State, Zip

\_\_\_\_\_  
Signature of Authorized Representative

\_\_\_\_\_  
Phone (area code)

\_\_\_\_\_  
Type or Print Name and Title

\_\_\_\_\_  
Email address

\_\_\_\_\_  
Date signed

**Questions about this form? Please contact:**  
Procurement Office City of Ann Arbor  
Phone: 734/794-6500

# Attachment B

## Soil Borings

# Lawrence Street

1" = 60'



Project Name: Ann Arbor Soil Borings

Soil Boring No. B-1

Project Location: Lawrence Street  
Ann Arbor, Michigan



G2 Project No. 130744

Station: N/A

SUBSURFACE PROFILE			SOIL SAMPLE DATA						
DEPTH (ft)	PROFILE	GROUND SURFACE ELEVATION: N/A	DEPTH (ft)	SAMPLE TYPE-NO.	BLOWS/6-INCHES	STD. PEN. RESISTANCE (N)	MOISTURE CONTENT (%)	DRY DENSITY (PCF)	UNCONF. COMP. STR. (PSF)
		Bituminous Concrete (3 inches)	0.3						
		Portland Cement Concrete (8 inches)	0.7						
		Stiff Yellowish Brown Sandy Clay with trace gravel	2.5	S-1	2 2 2	4			2500*
5		Very Loose Yellowish Brown and Gray Sand with trace gravel	5	S-2	2 2 1	3			
		Compact Yellowish Brown and Gray Silty Sand	7.5	S-3	3 2 2	4			
10		End of Boring @ 10 ft	10.0	S-4	14 18 14	32			
15			15						

Preliminary Boring Logs

BORING LOG W/STA IN HEADER NO LAT LONG 130744 - LAWRENCE.GPJ 20140820 G2 CONSULTING DATA TEMPLATE.GDT 9/26/14

Total Depth: 10 ft  
 Drilling Date: June 4, 2014  
 Inspector:  
 Contractor: West Michigan Drilling  
 Driller: G. Strauch

Water Level Observation:  
 No groundwater observed during or upon completion of drilling operations

Notes:  
 \* Calibrated Hand Penetrometer

Drilling Method:  
 2-1/4 inch inside diameter hollow-stem auger

Excavation Backfilling Procedure:  
 Borehole backfilled with auger cuttings; asphalt repaired with cold patch

Figure No. 1

Project Name: Ann Arbor Soil Borings

Soil Boring No. B-2

Project Location: Lawrence Street  
Ann Arbor, Michigan



G2 Project No. 130744

Station: N/A

SUBSURFACE PROFILE			SOIL SAMPLE DATA						
DEPTH (ft)	PROFILE	GROUND SURFACE ELEVATION: N/A	DEPTH (ft)	SAMPLE TYPE-NO.	BLOWS/6-INCHES	STD. PEN. RESISTANCE (N)	MOISTURE CONTENT (%)	DRY DENSITY (PCF)	UNCONF. COMP. STR. (PSF)
		Bituminous Concrete (5 inches)	0.4						
		Portland Cement Concrete (4-1/2 inches)	0.8						
		Fill: Soft Dark Yellowish Brown and Gray Sandy Clay with trace gravel	2.5	S-1	3 2 2	4			1000*
5		Fill: Medium Compact Yellowish Brown and Gray Silty Sand with trace gravel	5	S-2	6 7 5	12			
				S-3	7 10 13	23			
10			10.0	S-4	6 7 6	13			
		End of Boring @ 10 ft							
15			15						

Preliminary Boring Logs

BORING LOG W/STA IN HEADER NO LAT LONG 130744 - LAWRENCE.GPJ 20140820 G2 CONSULTING DATA TEMPLATE.GDT 9/26/14

Total Depth: 10 ft  
 Drilling Date: June 4, 2014  
 Inspector: M. Dagher, EIT  
 Contractor: West Michigan Drilling  
 Driller: G. Strauch

Water Level Observation:  
 No groundwater observed during or upon completion of drilling operations

Notes:  
 \* Calibrated Hand Penetrometer

Drilling Method:  
 2-1/4 inch inside diameter hollow-stem auger

Excavation Backfilling Procedure:  
 Borehole backfilled with auger cuttings; asphalt repaired with cold patch

Figure No. 2

Project Name: Ann Arbor Soil Borings

Soil Boring No. B-3

Project Location: Lawrence Street  
Ann Arbor, Michigan



G2 Project No. 130744

Station: N/A

SUBSURFACE PROFILE			SOIL SAMPLE DATA						
DEPTH (ft)	PROFILE	GROUND SURFACE ELEVATION: N/A	DEPTH (ft)	SAMPLE TYPE-NO.	BLOWS/6-INCHES	STD. PEN. RESISTANCE (N)	MOISTURE CONTENT (%)	DRY DENSITY (PCF)	UNCONF. COMP. STR. (PSF)
		Bituminous Concrete (5 inches)	0.4						
		Portland Cement Concrete (5 inches)	0.8						
		Fill: Medium Dark Yellowish Brown and Gray Silty Clay with trace sand and gravel			4				
					4				
					S-1	3	7		
			3.8						
5		Fill: Medium Compact Yellowish Brown and Gray Sand with trace gravel			3				
					5				
					S-2	6	11		
			7.5						
		Fill: Medium Compact Yellowish Brown and Gray Silty Sand with trace gravel			9				
					10				
					S-3	10	20		
			10.0						
10		End of Boring @ 10 ft			10				
					12				
					S-4	13	25		
			10.0						
15			15						

Preliminary Boring Logs

Total Depth: 10 ft  
 Drilling Date: June 4, 2014  
 Inspector: M. Dagher, EIT  
 Contractor: West Michigan Drilling  
 Driller: G. Strauch

Water Level Observation:  
 No groundwater observed during or upon completion of drilling operations

Excavation Backfilling Procedure:  
 Borehole backfilled with auger cuttings; asphalt repaired with cold patch

Drilling Method:  
 2-1/4 inch inside diameter hollow-stem auger

Figure No. 3

BORING LOG W/STA IN HEADER NO LAT LONG 130744 - LAWRENCE.GPJ 20140820 G2 CONSULTING DATA TEMPLATE.GDT 9/26/14



Project Name: Ann Arbor Soil Borings

Soil Boring No. B-4

Project Location: Lawrence Street  
Ann Arbor, Michigan



G2 Project No. 130744

Station: N/A

SUBSURFACE PROFILE			SOIL SAMPLE DATA						
DEPTH (ft)	PROFILE	GROUND SURFACE ELEVATION: N/A	DEPTH (ft)	SAMPLE TYPE-NO.	BLOWS/6-INCHES	STD. PEN. RESISTANCE (N)	MOISTURE CONTENT (%)	DRY DENSITY (PCF)	UNCONF. COMP. STR. (PSF)
		Bituminous Concrete (4 inches)	0.3						
		Portland Cement Concrete (4 inches)	0.7						
		Fill: Soft Dark Yellowish Brown and Gray Silty Clay with trace sand and gravel			2				
					2	4			1000*
					2				
			3.0						
5		Fill: Medium Compact Yellowish Brown and Gray Sand with trace clay and gravel			4				
					6	14			
					8				
			5	S-2					
					10				
					13	28			
					15				
			8.0	S-3					
		Fill: Compact Yellowish Brown and Gray Silty Sand with trace gravel			21				
						23	44		
						21			
			10.0	S-4					
		End of Boring @ 10 ft	10						
15			15						

Preliminary Boring Logs

Total Depth: 10 ft  
 Drilling Date: June 4, 2014  
 Inspector:  
 Contractor: West Michigan Drilling  
 Driller: G. Strauch

Water Level Observation:  
 No groundwater observed during or upon completion of drilling operations

Notes:  
 \* Calibrated Hand Penetrometer

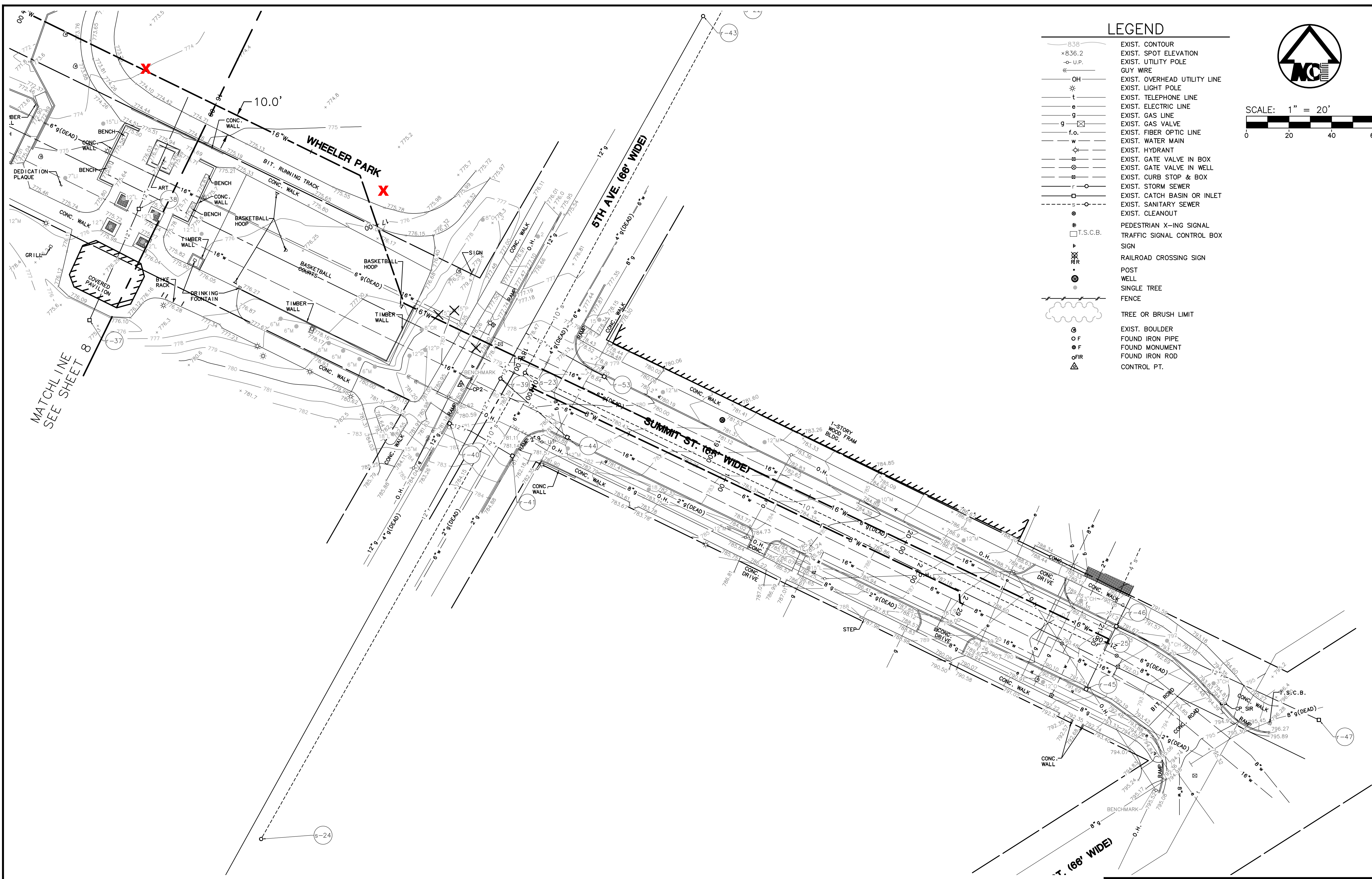
Drilling Method:  
 2-1/4 inch inside diameter hollow-stem auger

Excavation Backfilling Procedure:  
 Borehole backfilled with auger cuttings; asphalt repaired with cold patch

Figure No. 4

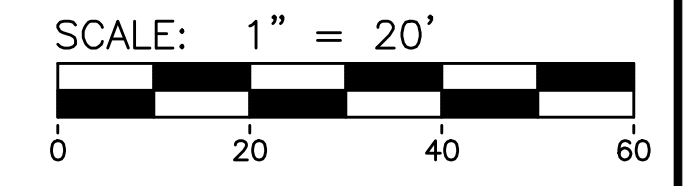

BORING LOG W/STA IN HEADER NO LAT LONG. 130744 - LAWRENCE.GPJ 20140820 G2 CONSULTING DATA TEMPLATE.GDT 9/26/14

M:\CH\B\14041\14041\14041\14041\14041.dwg 9, 4/30/2014 10:31:34 AM, JCA, MCLLC PDF, #3



**LEGEND**

- B.38 — EXIST. CONTOUR
- × 836.2 EXIST. SPOT ELEVATION
- U.P. EXIST. UTILITY POLE
- GUY WIRE
- OH — EXIST. OVERHEAD UTILITY LINE
- \* EXIST. LIGHT POLE
- t EXIST. TELEPHONE LINE
- e EXIST. ELECTRIC LINE
- g EXIST. GAS LINE
- g ⊠ EXIST. GAS VALVE
- f.o. — EXIST. FIBER OPTIC LINE
- w — EXIST. WATER MAIN
- ⊕ EXIST. HYDRANT
- ⊕ EXIST. GATE VALVE IN BOX
- ⊕ EXIST. GATE VALVE IN WELL
- ⊕ EXIST. CURB STOP & BOX
- r ○ EXIST. STORM SEWER
- EXIST. CATCH BASIN OR INLET
- S — EXIST. SANITARY SEWER
- ⊕ EXIST. CLEANOUT
- ⊕ PEDESTRIAN X-ING SIGNAL
- T.S.C.B. TRAFFIC SIGNAL CONTROL BOX
- SIGN
- ⊕ RAILROAD CROSSING SIGN
- ⊕ POST
- ⊕ WELL
- ⊕ SINGLE TREE
- FENCE
- TREE OR BRUSH LIMIT
- ⊕ EXIST. BOULDER
- ⊕ F FOUND IRON PIPE
- ⊕ M FOUND MONUMENT
- ⊕ R FOUND IRON ROD
- ⊕ CONTROL PT.



MATCHLINE  
SEE SHEET 8

**MIDWESTERN CONSULTING**  
 Civil, Environmental and Transportation Engineers  
 3815 Plaza Drive  
 Ann Arbor, Michigan 48108  
 Phone: 734.995.0200  
 Fax: 734.995.0599  
 Landscape Architects

CLIENT  
 CITY OF ANN ARBOR  
 301 E. HURON STREET  
 ANN ARBOR, MI 48107-8647

**SUMMIT STREET**  
 WATER MAIN  
 PRELIMINARY LAYOUT

**9**

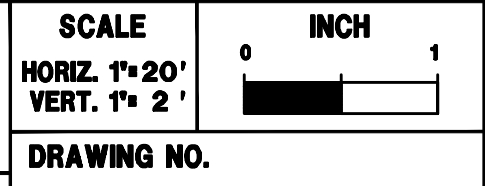
DATE: 04-30-14  
 SHEET: 9 OF 9  
 CADD: [ ]  
 ENG: [ ]  
 P.M.: [ ]  
 SCD: [ ]  
 MISC.: 14041\14041

JOB No. **14041**

PROJECT MANAGEMENT - PUBLIC SERVICES AREA - CITY OF ANN ARBOR

SUMMIT STREET  
 WATER MAIN

PRELIMINARY LAYOUT



DRAWING No.  
 SHEET No. **8** OF **8**

EXISTING FENCE	— x — x —	EXISTING FIRE HYDRANT ASSEMBLY	⊕	EXISTING TELEPHONE	t —	EXISTING RD. & GRADE	—	PROPOSED STORM SEWER & CAT. BAS.	— R —	<b>LEGEND</b>
STORM SEWER & CAT. BAS.	— r —	END SECTION	— )	GAS LINE	g —	SPOT ELEVATION	× 925.5	SANITARY SEWER & MANHOLE	— S —	
SANITARY SEWER & MANHOLE	— s —	CLEANOUT	⊕	CABLE T.V.	c —	CONTOUR	— 925 —	WATER MAIN	— W —	
WATER MAIN & VALVE-IN-WELL	— w —	UTILITY POLE & GUY	⊕	ELECTRIC	e —	PROPOSED ROAD & GRADE	—	FIRE HYDRANT ASSEMBLY	⊕	
WATER MAIN & VALVE-IN-BOX	— w —	LIGHT POLE	* —			PROPOSED CONTOUR	— 925 —	GATE VALVE-IN-BOX	⊕	
								PROPOSED GATE VALVE-IN-WELL	⊕	
								CURB STOP & BOX	⊕	
								CLEANOUT	⊕	
								PROPOSED LIGHT POLE	* —	

BENCH MARK	SURVEY BOOK	REV. NO.	DESCRIPTION	DATE	DR. BY	CH. BY

Project Name: Ann Arbor Soil Borings

Project Location: Wheeler Park  
Ann Arbor, Michigan

G2 Project No. 130744

Station: N/A



Soil Boring No. **B-1**

Consulting Group, LLC

SUBSURFACE PROFILE				SOIL SAMPLE DATA					
ELEV. (ft)	PRO-FILE	GROUND SURFACE ELEVATION: 774.1 ft ±	DEPTH (ft)	SAMPLE TYPE-NO.	BLOWS/6-INCHES	STD. PEN. RESISTANCE (N)	MOISTURE CONTENT (%)	DRY DENSITY (PCF)	UNCONF. COMP. STR. (PSF)
		Topsoil: Dark Brown Clayey Sand with trace organic matter (11 inches)	0.9						
		Fill: Medium Brown Clay with trace sand and gravel	2.3		4 4 2	6	11.5		
769.1		Fill: Loose Brown Silty Sand with trace gravel	5	S-1	2 2 3	5			
		Fill: Loose Greenish Gray and Brown Sand with trace gravel	7.0		2 3 6	9			
		Stiff Gray Sandy Clay with trace gravel	8.0						
764.1			10.0	S-2	4 6 5	11	10.6		
		End of Boring @ 10ft		S-3					
759.1			15	S-4					

Total Depth: 10ft  
 Drilling Date: May 23, 2014  
 Inspector:  
 Contractor: West Michigan Drilling  
 Driller: D. Amos

Excavation Backfilling Procedure:  
 Borehole backfilled with auger cuttings

Drilling Method:  
 3-1/4 inside diameter hollow-stem augers

BORING LOG W/STA IN HEADER NO LAT LONG 130744 - WHEELER PARK.GPJ G2\_CONS.GDT 6/10/14

Figure No. 1

Project Name: Ann Arbor Soil Borings

Project Location: Wheeler Park  
Ann Arbor, Michigan

G2 Project No. 130744

Station: N/A



Soil Boring No. B-2

Consulting Group, LLC

SUBSURFACE PROFILE				SOIL SAMPLE DATA					
ELEV. (ft)	PRO-FILE	GROUND SURFACE ELEVATION: 775.8 ft ±	DEPTH (ft)	SAMPLE TYPE-NO.	BLOWS/6-INCHES	STD. PEN. RESISTANCE (N)	MOISTURE CONTENT (%)	DRY DENSITY (PCF)	UNCONF. COMP. STR. (PSF)
		Topsoil: Dark Brown Clayey Sand with trace organic matter (15 inches)	1.3						
		Fill: Medium Compact Brown Sand with trace gravel	3.5	S-1	10 13 14	27			
		Fill: Very Soft Gray Silty Clay with trace sand, 1-inch seam of asphalt millings @ 4-1/2 feet (Organic Matter Content = 17.4%)	5	S-2a	2		32.0		
770.8				S-2b	1	2	54.7		
		Fill: Very Soft Dark Brown Silty Sand with trace organic matter (Organic Matter Content = 30.5%)	7.0	S-3a	2		116.6		
		Soft Brown and Gray Sandy Clay with trace gravel	9.5	S-3b	1	3	23.5		1000*
		Medium Compact Brown Sand with trace gravel	10.0	S-4	12 15 12	27	17.1		
765.8									
		End of Boring @ 10ft	10						
760.8			15						

Total Depth: 10ft  
 Drilling Date: May 23, 2014  
 Inspector:  
 Contractor: West Michigan Drilling  
 Driller: D. Amos

Notes:  
 \* Calibrated Hand Penetrometer  
 Excavation Backfilling Procedure:  
 Borehole backfilled with auger cuttings

Drilling Method:  
 3-1/4 inside diameter hollow-stem augers

Figure No. 2

BORING LOG W/STA IN HEADER NO LAT LONG 130744 - WHEELER PARK.GPJ G2\_CONS.GDT 6/10/14