



Commercial Building Efficiency Advisory Committee

Meeting 4: Policy Design

Welcome and Introductions

City of Ann Arbor Staff Introductions

Thea Yagerlener, Energy Analyst

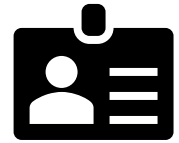
Zach Waas Smith, Community Engagement Specialist

Agenda

1. Welcome and Introductions
2. Review Ground Rules and Expectations
3. Transparency and Data Discussion
4. Exemption Discussion
5. Schedule and Responsible Party Discussion
6. Closeout


Round Table Introductions

- Name, Pronouns, Organization and Role



Ground Rules

- Stay engaged
 - Minimize distractions
 - Grab something to write with, a drink, a snack
- Chatham House Rules
 - Share the information, not the person
- Practice democracy of time
- Constructive mindset: Deliberation should be positive and future-directed



Expectations of City Staff

- We will look to you for advice and innovation in formulating a solution and will incorporate your advice and recommendations into the decisions to the maximum extent possible.
- Ensure this time serves the stakeholders in the room
- Be available to answer questions and address concerns

benchmarking@a2gov.org

Tyagerlener@a2gov.org

ZWaasSmith@a2gov.org

Expectations of Task Force

- Provide your expertise and lived experience
- Leverage networks to represent a larger group of voices
- Final Product: Co-creating policy recommendations

What do you need to be successful?

Decision Process and Timeline

Q4 2020

Q1 2021

Q2 2021

Stakeholder Task Force

Define Opportunity
and Develop
Evaluation Criteria

Co-Create Policy
Recommendations



Refine Policy
Recommendations
Integrating Public
Feedback

Public Input

Open Public Feedback

Public Comment
Period

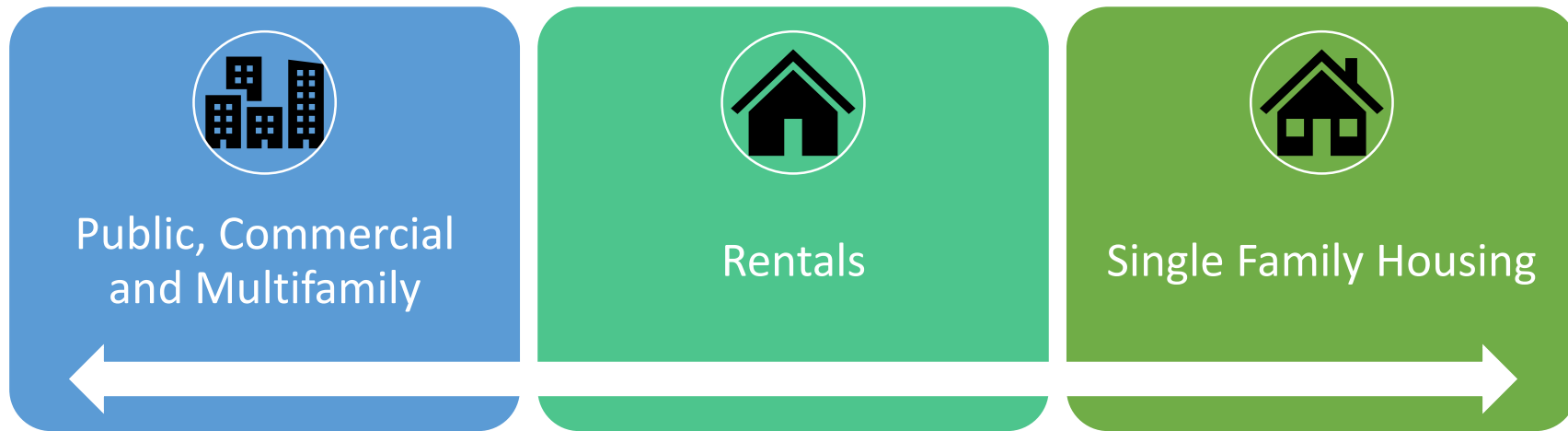
City of Ann Arbor

Ordinance Approval
Process

Implementation

*Includes legal review

Suite of Programs

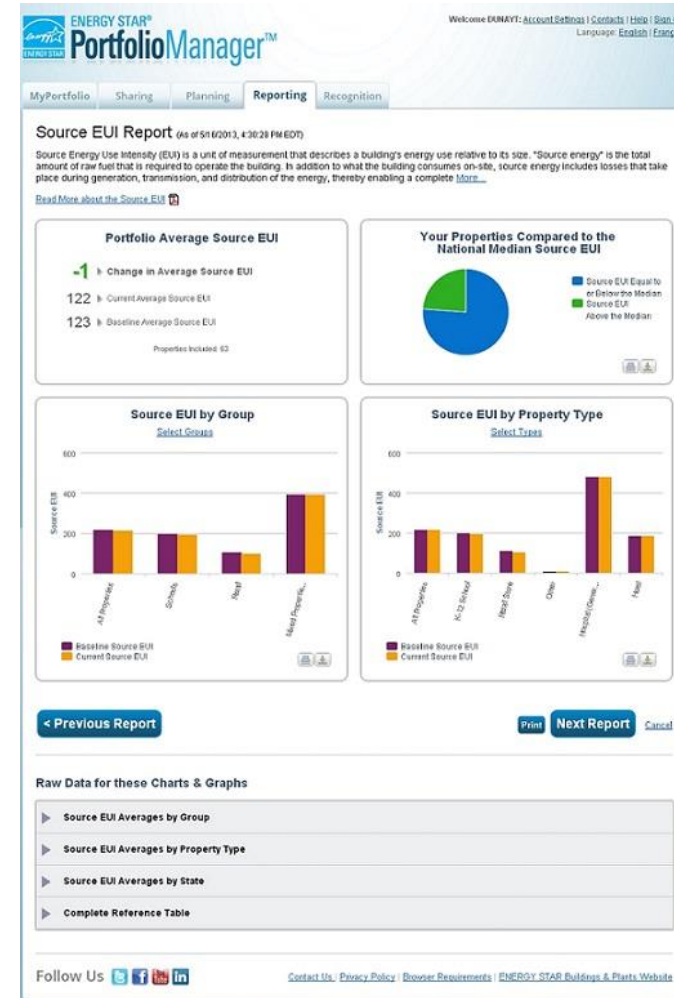


Commercial Benchmarking Scope

Benchmarking: An established program to understand how a building is performing compared to itself and similar buildings

Transparency: Sharing information with the market to value energy efficiency and drive market transformation

*Not a performance standard



Progress To Date

1. Framed the opportunity to help our evaluation:
 1. Improve experience and impact of all occupants
 2. Achieve net positive change considering all costs and benefits
 3. Establish clear goals, steps, and criteria for success and track improvement
 4. Reflect priorities of current and new stakeholders
2. Benchmarking 101
3. Energy Efficiency Review and Examples
4. Discussed Building Size and Sectors



Policy Direction

Benchmarking Policy Elements

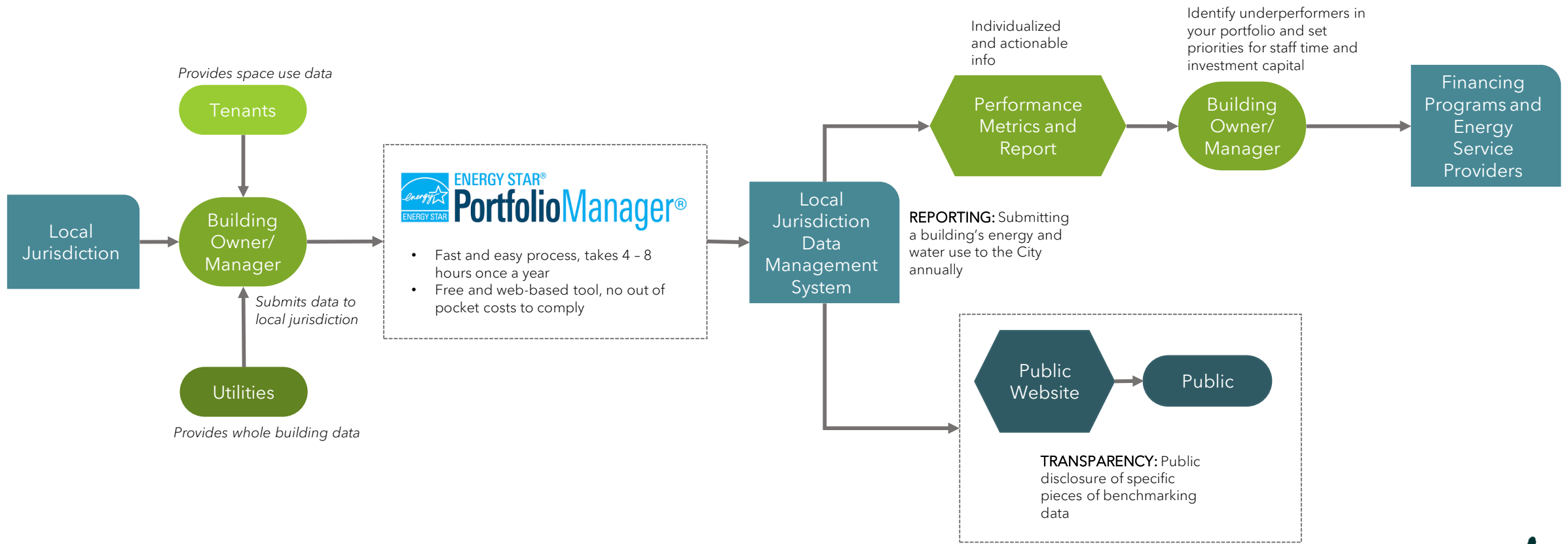
- Covered Market Sectors
- Covered Building Size
- Transparency approach
- Benchmarking and Transparency Exemptions
- Schedule for initial benchmarking and transparency
- Party responsible for reporting
- Data Verification Approach
 - Beyond benchmarking
 - Implementation

Benchmarking Policy Elements

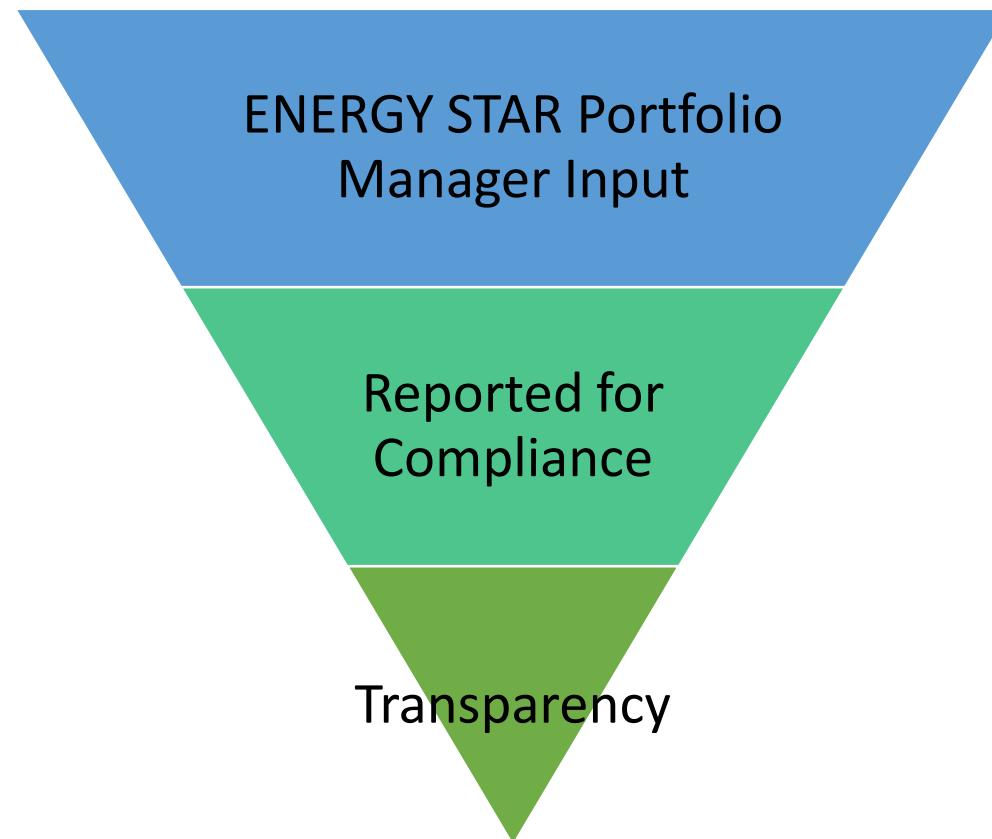
- Covered Market Sectors
- Covered Building Size
- **Transparency approach**
- **Benchmarking and Transparency Exemptions**
- **Schedule for initial benchmarking and transparency**
- **Party responsible for reporting**
- **Data Verification Approach**
 - Beyond benchmarking
 - Implementation

BENCHMARKING: On-going review of building energy performance compared to itself as well as other buildings of similar size

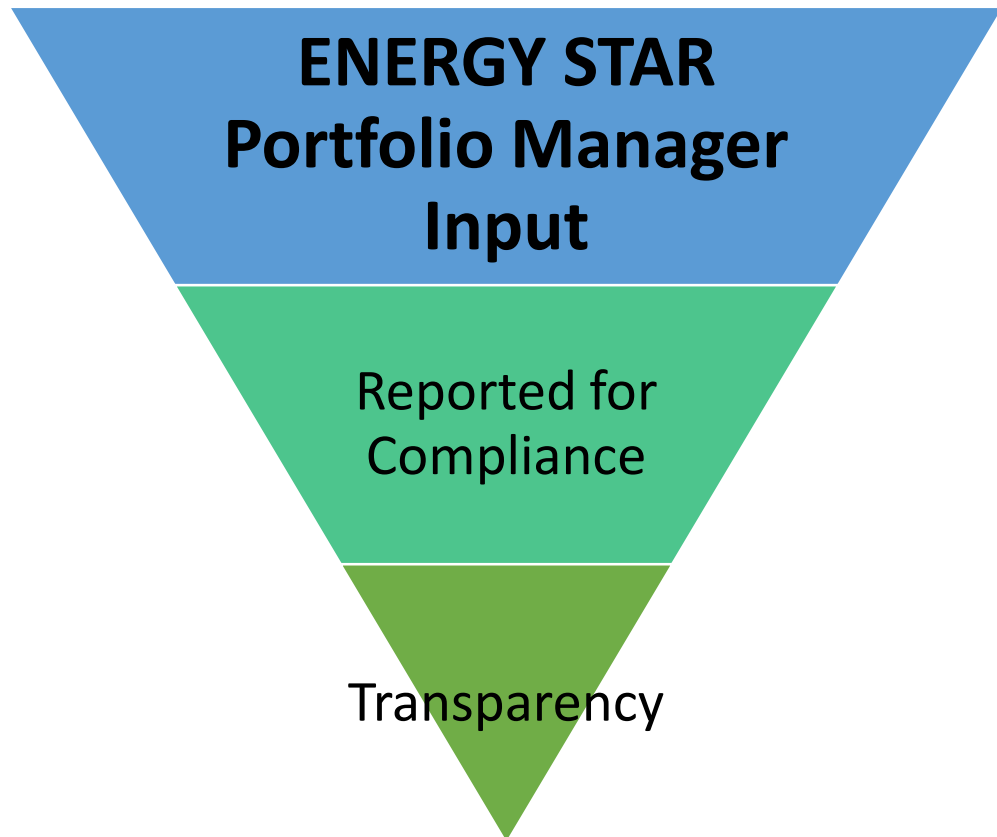
Typical Process



Data Reporting and Transparency Process



ENERGY STAR Portfolio Manager Process



Data Collected for All Properties

- Property Name
- Property Address
- Total [Gross Floor Area](#) of Property
- [Irrigated Area](#)
- [Year Built/Planned for Construction Completion](#)
- [Occupancy](#)
- Number of Buildings
- 12 consecutive months of energy data

Additional Data Collected for **Office**

The following information is **required** to get an ENERGY STAR score ([if eligible](#)):

- [Gross Floor Area](#)
- [Weekly Operating Hours](#)
- [Number of Workers on Main Shift](#)
- [Number of Computers](#)
- [Percent That Can Be Cooled](#)

The following information is **optional** and not used to calculate a score; it may inform future analysis and score revisions by EPA and/or may help you manage and compare your properties:

- [Percent That Can Be Heated](#)

ENERGY STAR Score

1 – 100 Score: Helps assess how a building is doing and identify opportunities

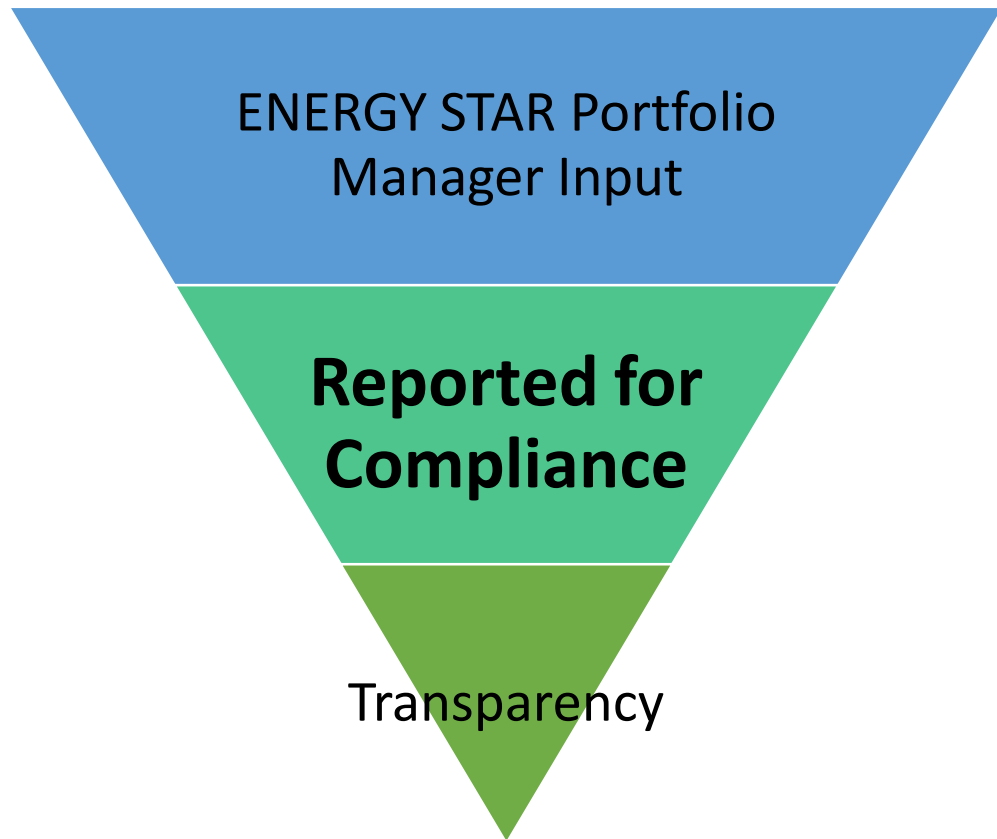
| Score Below 50 | Score = 50 | Score Over 50 | Score Over 75 |
|---|------------|--|--|
| Performing worse than 50% of similar buildings nationwide | Median | Performing better than 50 percent of its peers | Top performer, may be eligible for ENERGY STAR certification |

Poor performers save the most:

2X as much as buildings with higher scores

- Evaluates actual billed energy data
- Normalized for business activity
- Compares to national population, not individual buildings
- Indicated level of performance

Data Reporting



Subset of Data Fields

Property Name, Address, Type, Size

ENERGY STAR Score

Site EUI or Source EUI

Weather Normalized Site or Source EUI

Total GHG Emissions

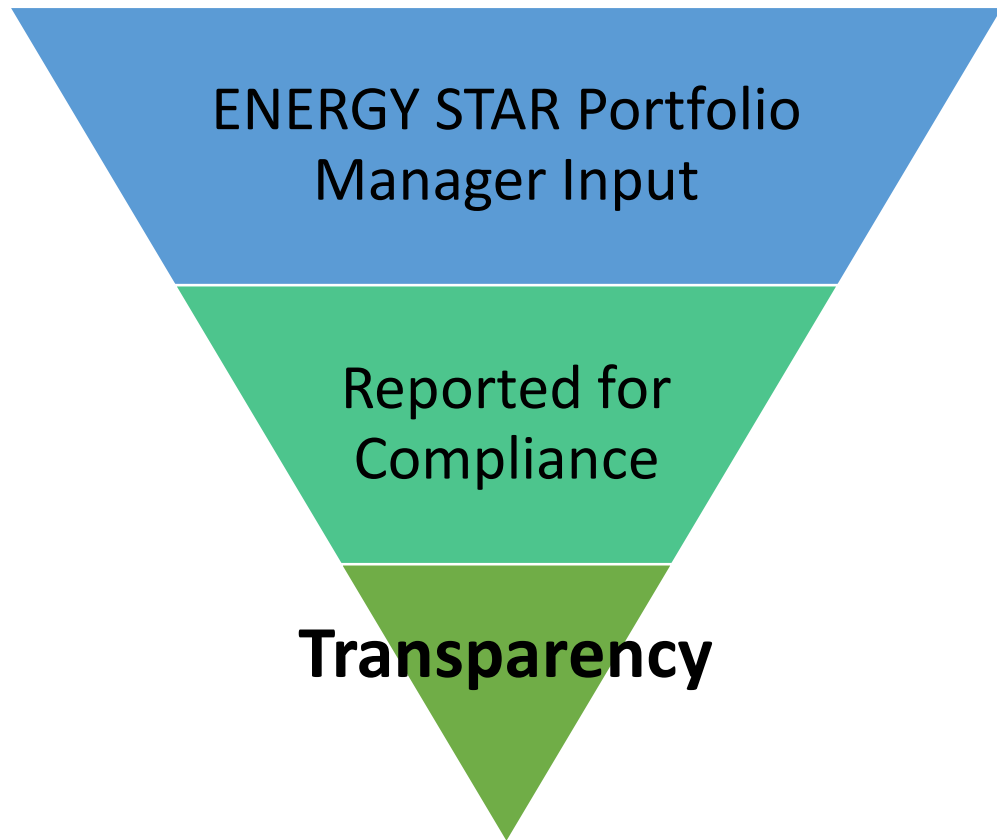
% Difference from National Median Source EUI

Default or Temporary Values

List of All Property Use Types

Property Notes: Age of building, Comments

Data Transparency Process



Visualizations



Visualizations for the Cities of Philadelphia, New York, and Boston (top to bottom)

Scorecards



City of Seattle



City of Philadelphia

Infographics



City of Chicago



Policy Variable: Exemptions

Benchmarking vs Transparency

- Residential buildings with less than 5 units
- Standard Industrial Classification
- Properties owned by government bodies not subject to the authority of the City
- Buildings facing financial hardship
- Unoccupied/vacant: No permit, less than 50% occupied
- Planned to be demolished
- Does not receive energy/water utility
- Not in the public interest



Close Out

Next Meetings

- **ADDITIONAL MEETING:** Jan 22 10 – 11:30 AM
- Open to public comment
- Final Meeting (TBD): Responding to public comment and finalize recommendations



Thank You for Your Time!

Thea: TYagerlener@a2gov.org

Zach: ZWaasSmith@a2gov.org